

**Office of Institutional Effectiveness**

**Graduating Student Survey  
College of Business Results  
Fall 2020**

**University of Houston  Clear Lake**

## Graduating Student Survey Fall 2020 Summary

The purpose of the Graduating Student Survey is to determine the level of satisfaction of graduating students of their higher education experience at the University of Houston-Clear Lake (UHCL). Secondly, this survey solicits graduating student's opinions regarding topics relevant to the university, ensuring that UHCL maintains the highest quality of instruction and support for success. The percentage of students who would recommend UHCL to family or friends is included in the UHCL progress card each year and is on the next page. The online Graduating Student Survey is conducted in fall and spring semesters using Qualtrics survey software. UHCL launched its semi-annual survey to graduating students for Fall 2020 on October 26, 2020, and the survey was active through December 31, 2020. All students who applied for graduation during the Fall 2020 semester received an invitation to complete the survey. The data is divided by college, degree level, gender, ethnicity, program, or any of the above combinations. The Median completion time for this survey is 7.1 minutes. A summary of data collected in the Graduating Student Survey Fall 2020 by UHCL and by individual schools are contained below.

The final reports are posted on-line under Graduating Student Survey at:

<https://www.uhcl.edu/about/administrative-offices/institutional-effectiveness/institutional-research/survey-data.aspx>

## College of Business (BUS)

### Demographics Information:

- 149 students identified with the BUS
- Gender: 31 Business students chose not to answer this question.

Males	25.4% (n=30)
Females	74.6% (n=88)
- Ethnicity: 29 Business students chose not to answer this question.

White	30.8% (n=37)
Black	14.2% (n=17)
Hispanic	35.8% (n=43)
Asian	14.2% (n=17)
American Indian	0.0% (n=0)
International	2.5% (n=3)
Multi-racial	2.5% (n=3)
Hawaiian/Pacific Islander	0.0% (n=0)
- Question: "If you currently have, or will be starting a new job, to what extent is it related to your major or area of study at UHCL?"

60 Business students chose not to answer this question.

47.2% (n=42)	said Directly related
33.7% (n=30)	said Somewhat related
19.1% (n=17)	said Not related

### Overall Satisfaction:

- "Looking back, how would you evaluate the overall education you received from UHCL?" 29 Business students chose not to answer this question.

85.0% of the respondents (n=102) said they considered the education received at UHCL to be good or better.
- "In your opinion, did UHCL provide an education worthy of your yearly tuition and fees?" 30 Business students chose not to answer this question.

81.5% (n=97) said Yes  
18.5% (n=22) said No
- "Would you still choose the same program of study?" 29 Business students chose not to answer this question.

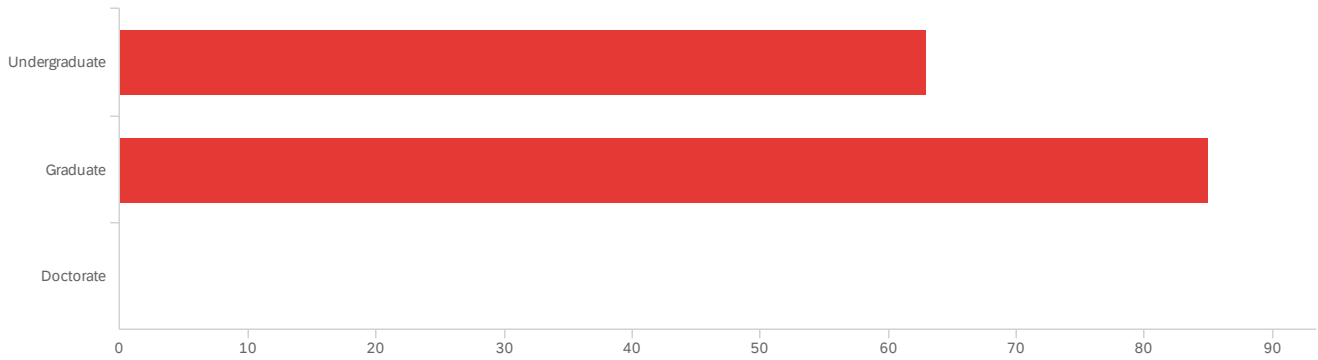
71.7% (n=86) said Yes  
10.0% (n=12) said No  
18.3% (n=22) said Not Sure
- "Will you recommend UHCL to friends and family considering college?" 29 Business students chose not to answer this question.

89.2% (n=107) said Yes  
10.8% (n=13) said No

# Business

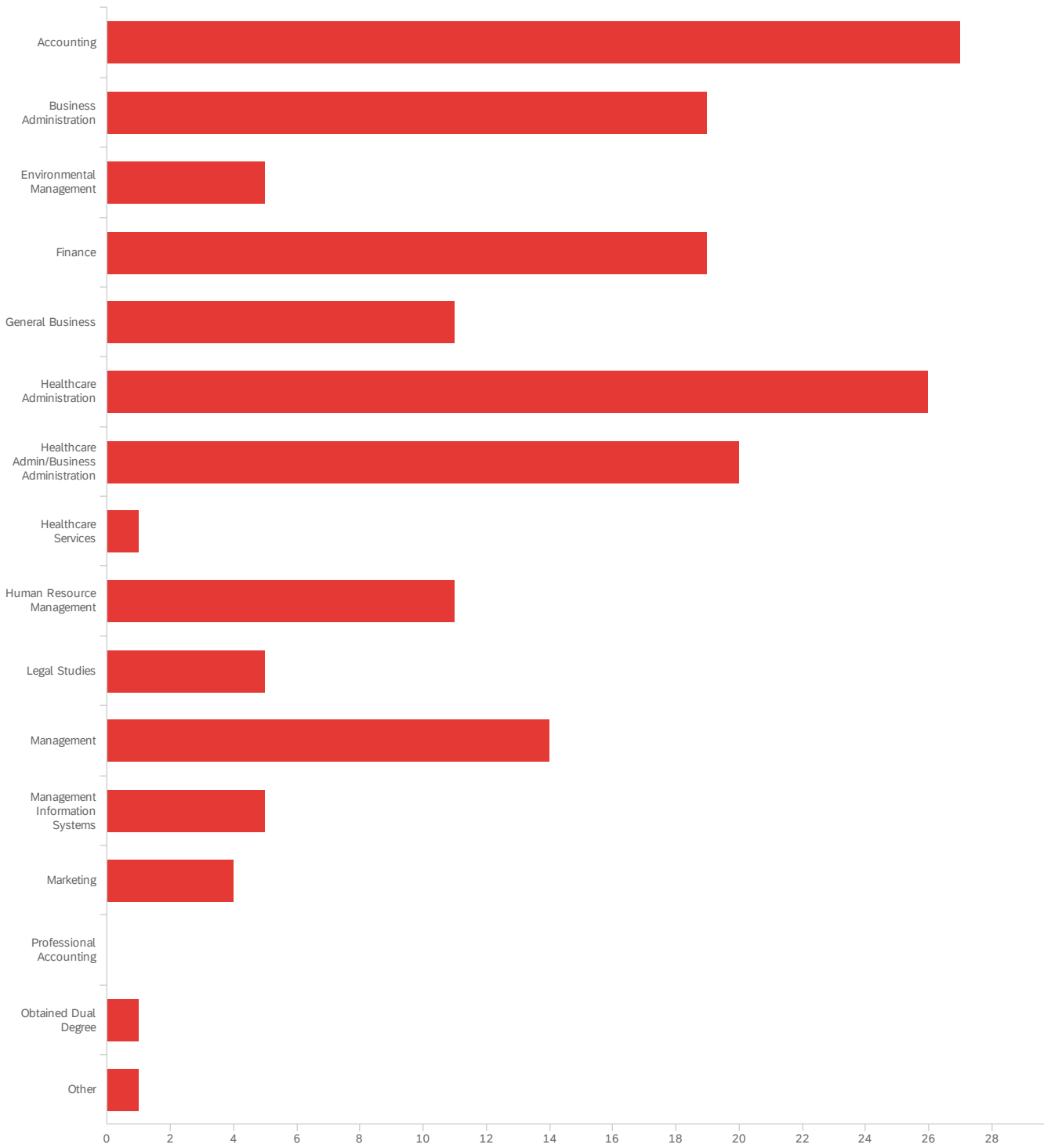
Graduating Student Survey Fall 2020

What will be your degree level?



#	Field	Choice Count
1	Undergraduate	42.57% 63
2	Graduate	57.43% 85
3	Doctorate	0.00% 0
		148

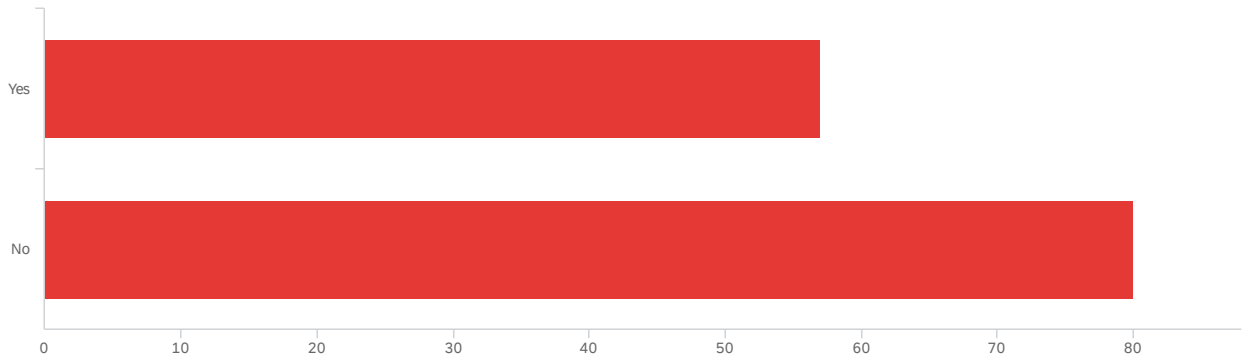
# What is your primary degree program in the College of Business? {Choose one}



#	Field	Choice Count
1	Accounting	15.98% 27
2	Business Administration	11.24% 19
3	Environmental Management	2.96% 5
4	Finance	11.24% 19
6	General Business	6.51% 11
7	Healthcare Administration	15.38% 26
8	Healthcare Admin/Business Administration	11.83% 20
9	Healthcare Services	0.59% 1
10	Human Resource Management	6.51% 11
11	Legal Studies	2.96% 5
12	Management	8.28% 14
13	Management Information Systems	2.96% 5
14	Marketing	2.37% 4
15	Professional Accounting	0.00% 0
16	Obtained Dual Degree	0.59% 1
17	Other	0.59% 1

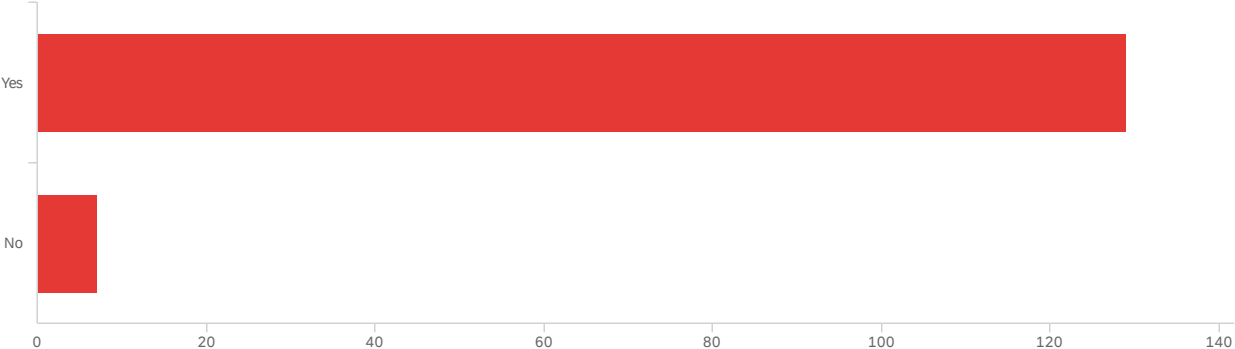
169

While attending UHCL, did you take any classes away from the main UHCL campus (e.g., Sugar Land, Pearland, Medical Center, etc.)?



#	Field	Choice Count
1	Yes	41.61% 57
2	No	58.39% 80
		137

# While attending UHCL, did you take any web-based/ internet classes?

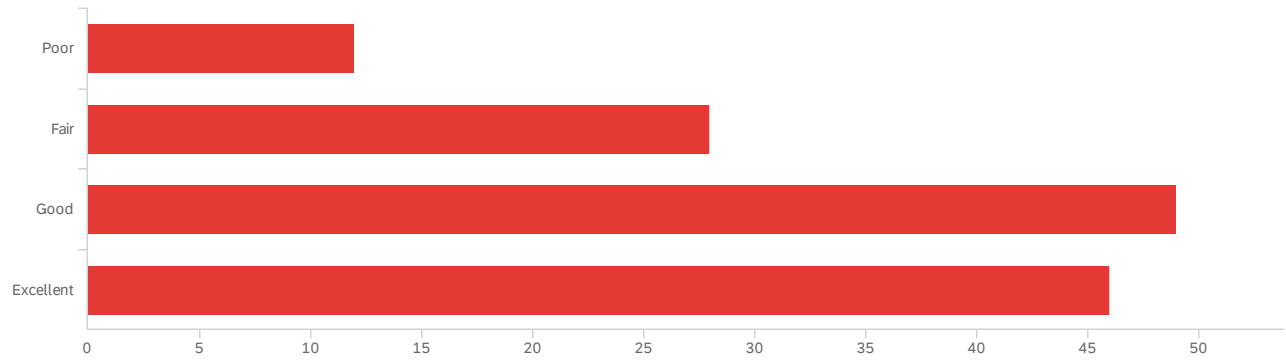


#	Field	Choice Count
1	Yes	94.85% 129
2	No	5.15% 7

136

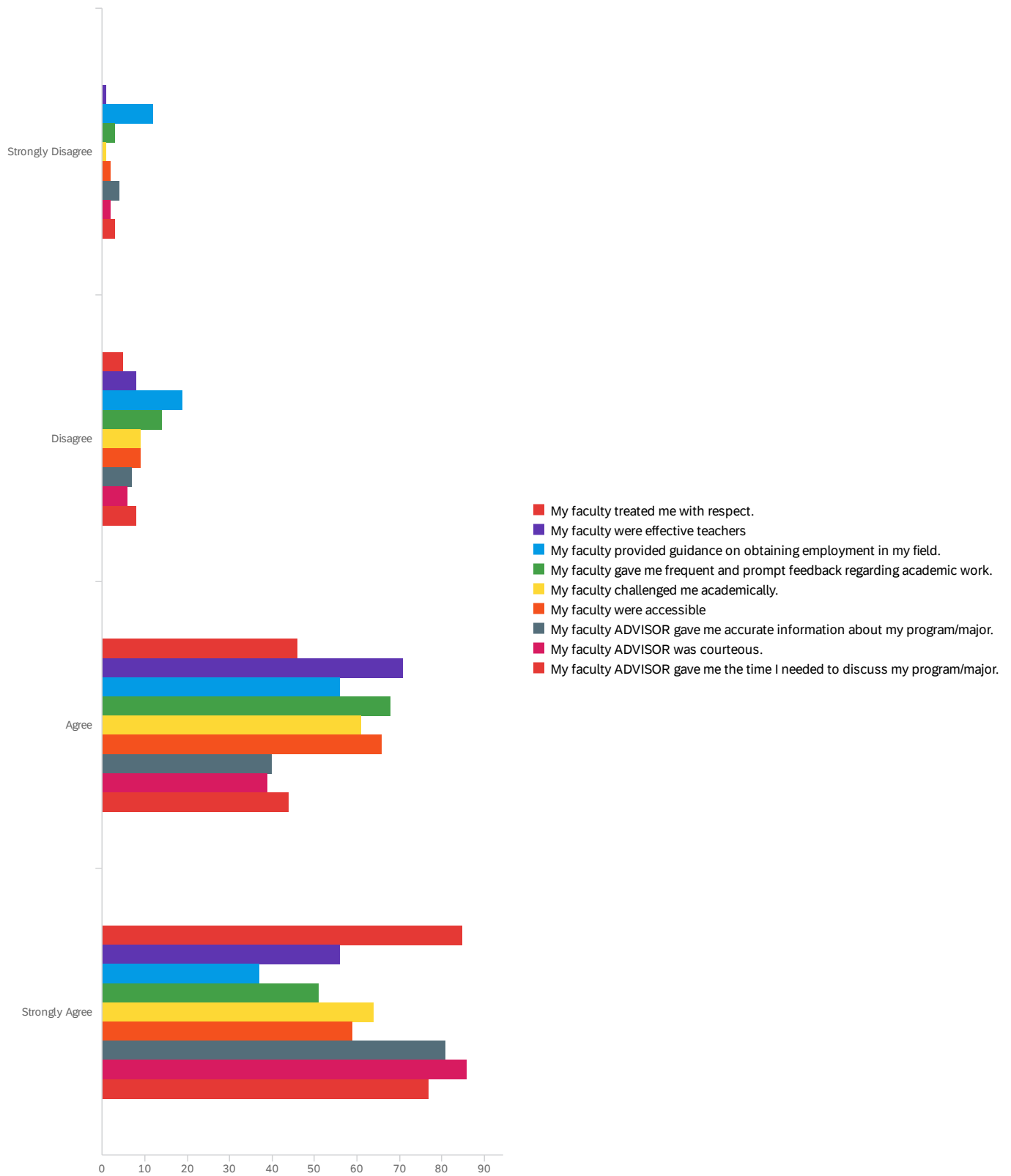


If you did take web-based/ internet courses at UHCL, how would you rate your overall experience using that format?



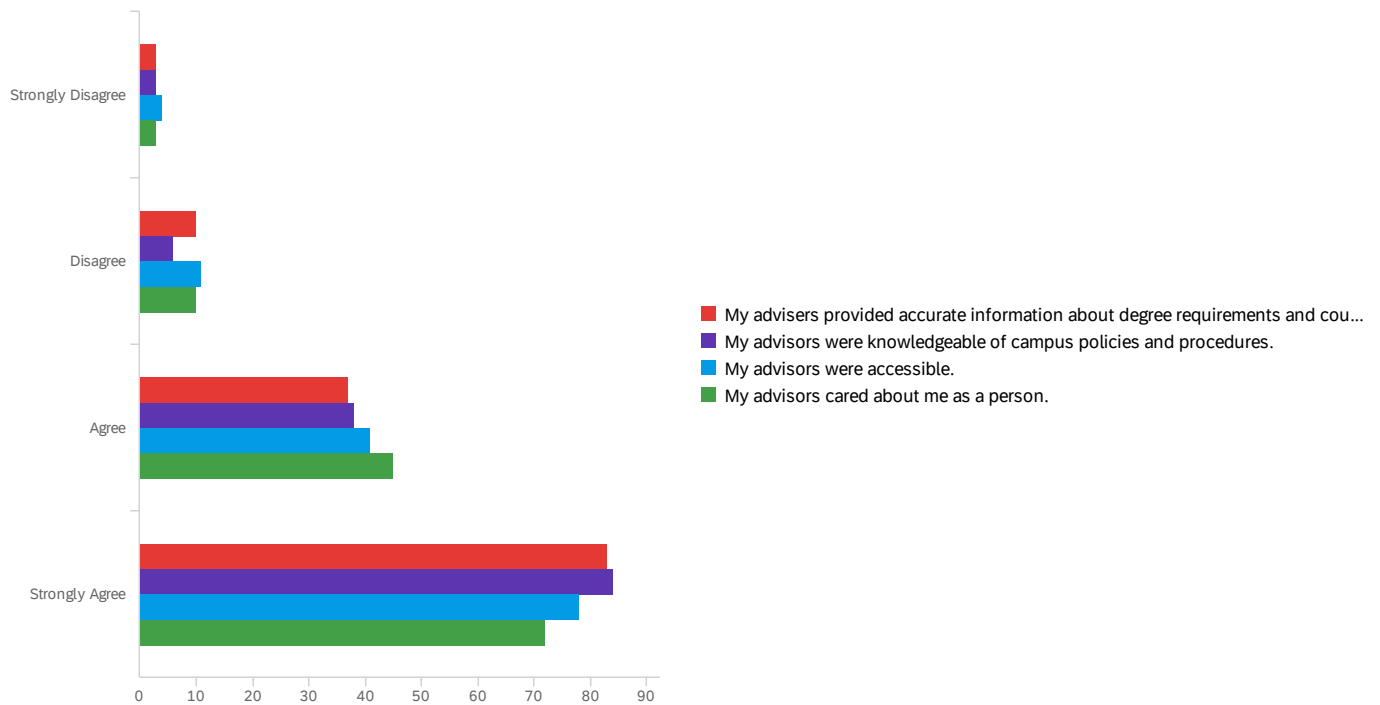
#	Field	Choice Count
1	Poor	8.89% 12
2	Fair	20.74% 28
3	Good	36.30% 49
4	Excellent	34.07% 46
		135

# Experiences With Faculty



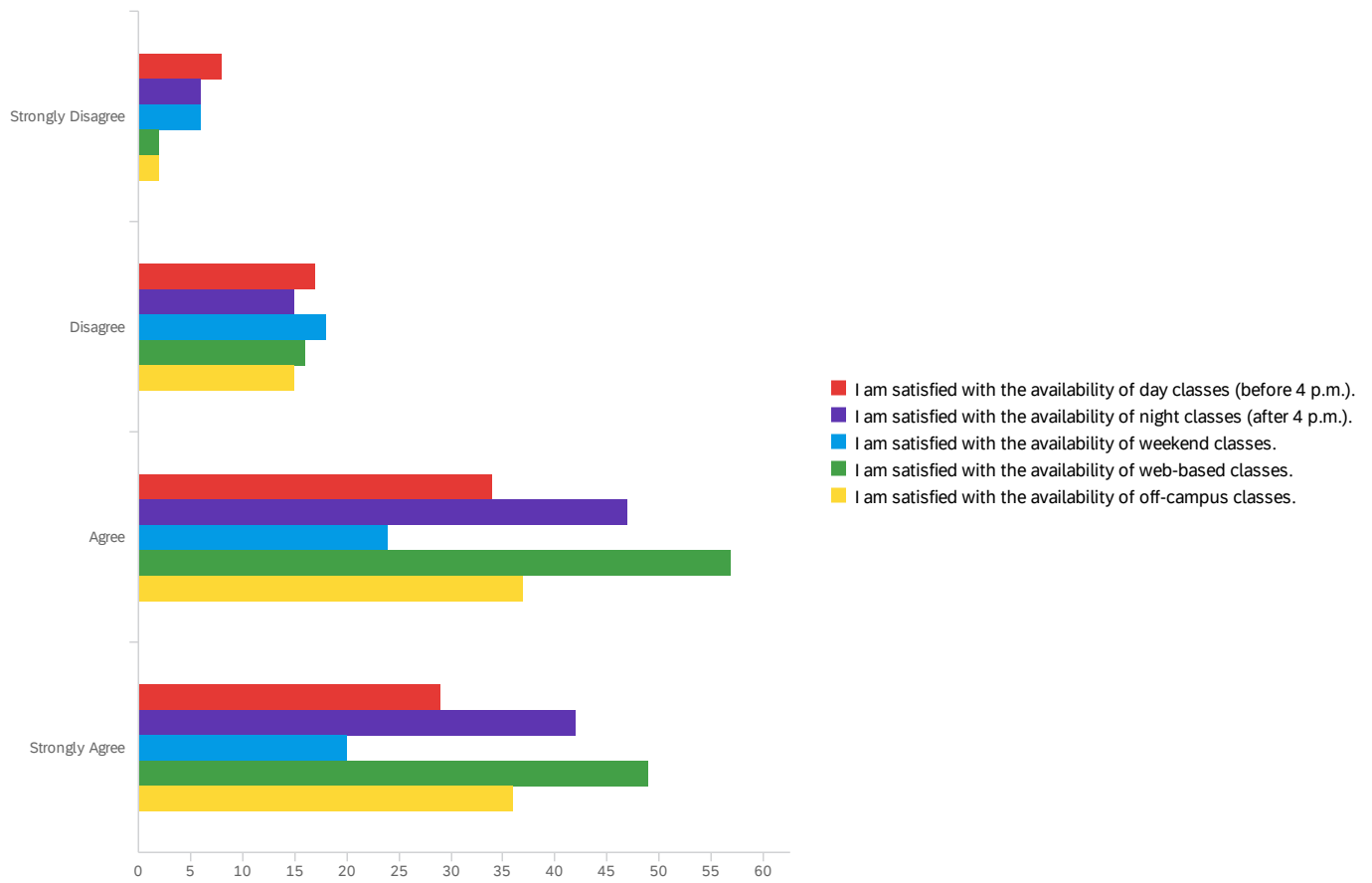
#	Field	Strongly Disagree	Disagree	Agree	Strongly Agree	Total
1	My faculty treated me with respect.	0.00% 0	3.68% 5	33.82% 46	62.50% 85	136
2	My faculty were effective teachers	0.74% 1	5.88% 8	52.21% 71	41.18% 56	136
3	My faculty provided guidance on obtaining employment in my field.	9.68% 12	15.32% 19	45.16% 56	29.84% 37	124
4	My faculty gave me frequent and prompt feedback regarding academic work.	2.21% 3	10.29% 14	50.00% 68	37.50% 51	136
5	My faculty challenged me academically.	0.74% 1	6.67% 9	45.19% 61	47.41% 64	135
6	My faculty were accessible	1.47% 2	6.62% 9	48.53% 66	43.38% 59	136
7	My faculty ADVISOR gave me accurate information about my program/major.	3.03% 4	5.30% 7	30.30% 40	61.36% 81	132
8	My faculty ADVISOR was courteous.	1.50% 2	4.51% 6	29.32% 39	64.66% 86	133
9	My faculty ADVISOR gave me the time I needed to discuss my program/major.	2.27% 3	6.06% 8	33.33% 44	58.33% 77	132

# Academic Advising



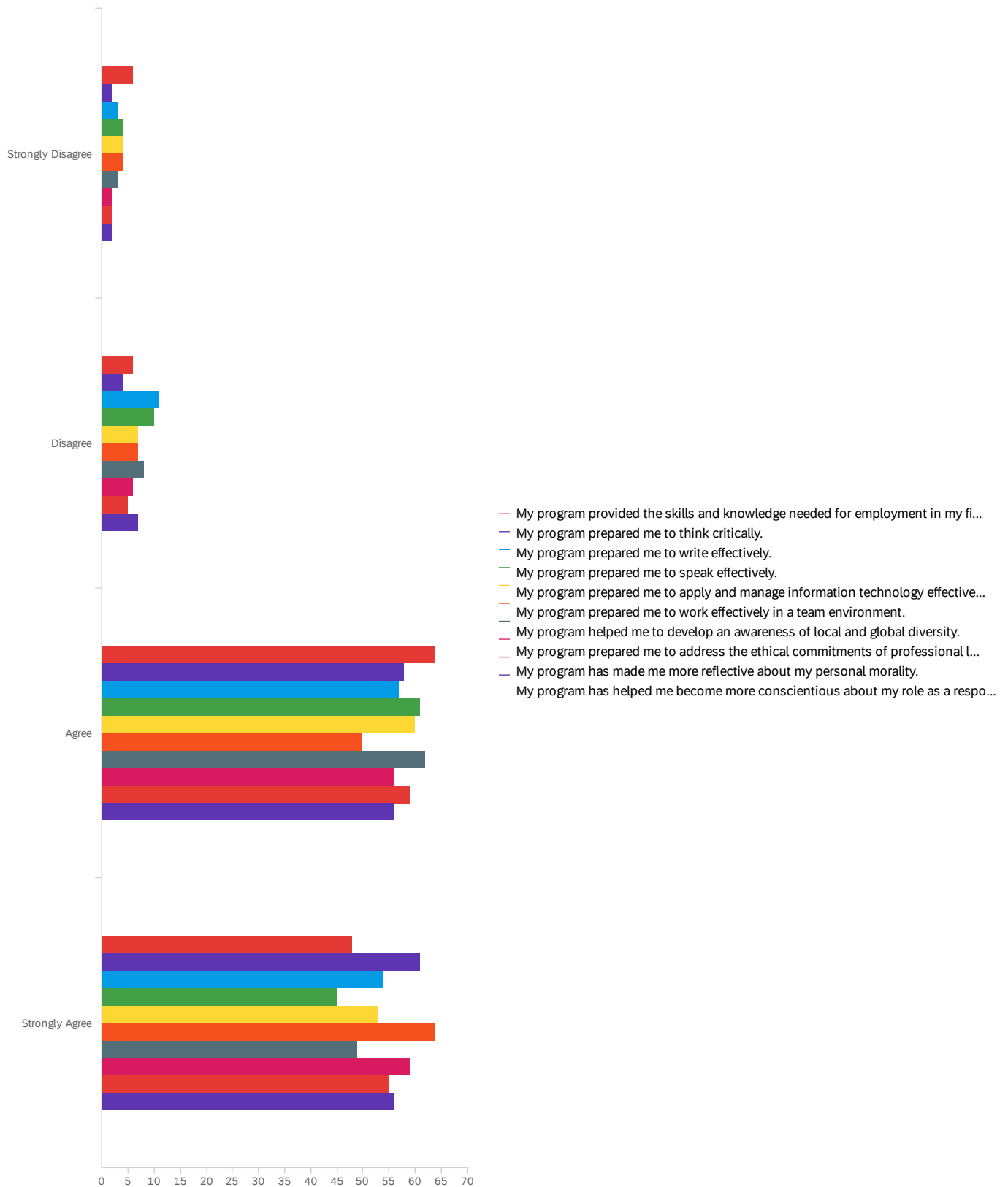
#	Field	Strongly Disagree	Disagree	Agree	Strongly Agree	Total
1	My advisers provided accurate information about degree requirements and course sequencing.	2.26% 3	7.52% 10	27.82% 37	62.41% 83	133
2	My advisers were knowledgeable of campus policies and procedures.	2.29% 3	4.58% 6	29.01% 38	64.12% 84	131
3	My advisers were accessible.	2.99% 4	8.21% 11	30.60% 41	58.21% 78	134
4	My advisers cared about me as a person.	2.31% 3	7.69% 10	34.62% 45	55.38% 72	130

# Class Availability



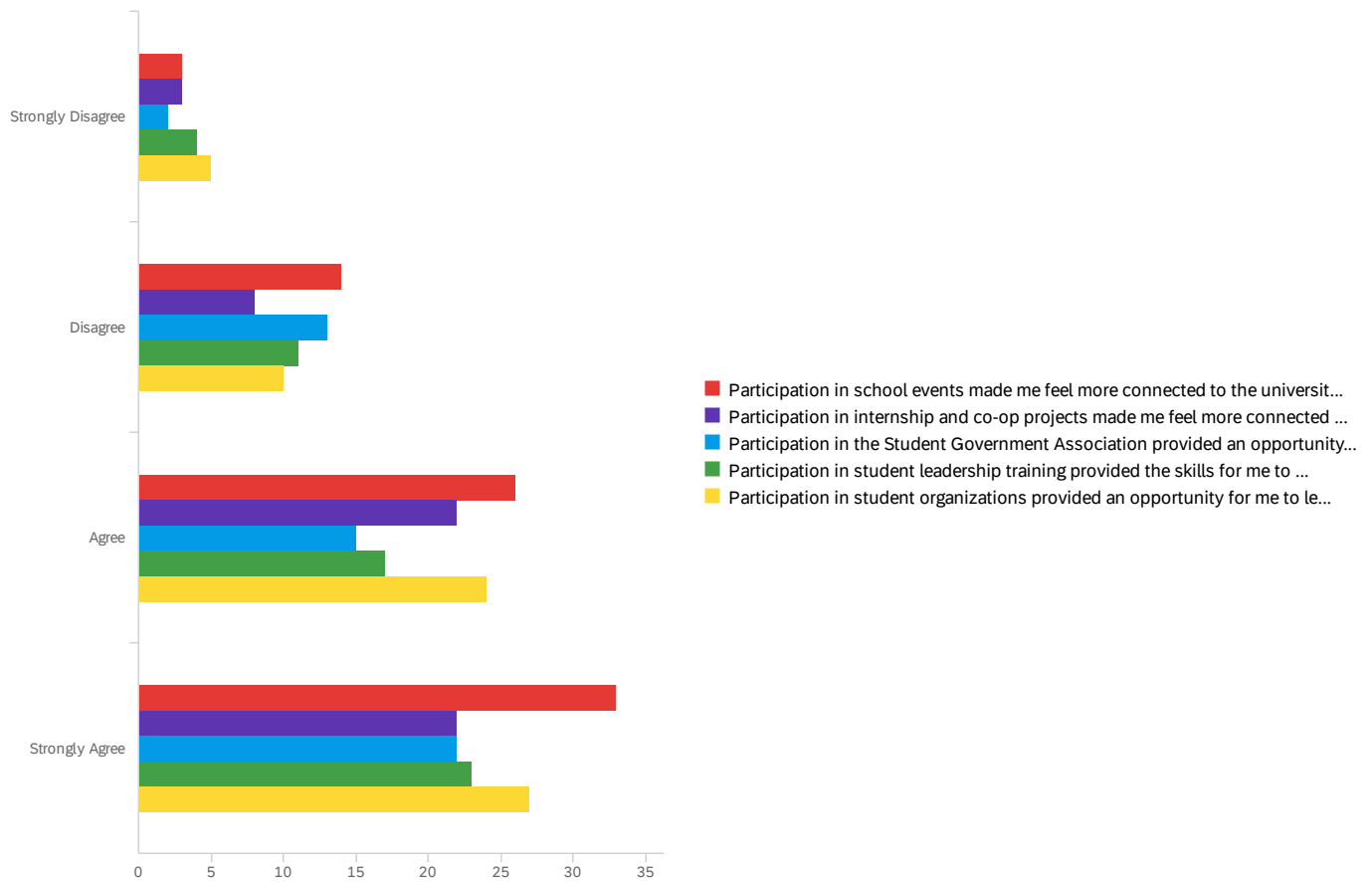
#	Field	Strongly Disagree	Disagree	Agree	Strongly Agree	Total
1	I am satisfied with the availability of day classes (before 4 p.m.).	9.09% 8	19.32% 17	38.64% 34	32.95% 29	88
2	I am satisfied with the availability of night classes (after 4 p.m.).	5.45% 6	13.64% 15	42.73% 47	38.18% 42	110
3	I am satisfied with the availability of weekend classes.	8.82% 6	26.47% 18	35.29% 24	29.41% 20	68
4	I am satisfied with the availability of web-based classes.	1.61% 2	12.90% 16	45.97% 57	39.52% 49	124
5	I am satisfied with the availability of off-campus classes.	2.22% 2	16.67% 15	41.11% 37	40.00% 36	90

# Preparation for Professional Life



#	Field	Strongly Disagree	Disagree	Agree	Strongly Agree	Total
1	My program provided the skills and knowledge needed for employment in my field.	4.84% 6	4.84% 6	51.61% 64	38.71% 48	124
2	My program prepared me to think critically.	1.60% 2	3.20% 4	46.40% 58	48.80% 61	125
3	My program prepared me to write effectively.	2.40% 3	8.80% 11	45.60% 57	43.20% 54	125
4	My program prepared me to speak effectively.	3.33% 4	8.33% 10	50.83% 61	37.50% 45	120
5	My program prepared me to apply and manage information technology effectively.	3.23% 4	5.65% 7	48.39% 60	42.74% 53	124
6	My program prepared me to work effectively in a team environment.	3.20% 4	5.60% 7	40.00% 50	51.20% 64	125
7	My program helped me to develop an awareness of local and global diversity.	2.46% 3	6.56% 8	50.82% 62	40.16% 49	122
8	My program prepared me to address the ethical commitments of professional life.	1.63% 2	4.88% 6	45.53% 56	47.97% 59	123
9	My program has made me more reflective about my personal morality.	1.65% 2	4.13% 5	48.76% 59	45.45% 55	121
10	My program has helped me become more conscientious about my role as a responsible citizen.	1.65% 2	5.79% 7	46.28% 56	46.28% 56	121

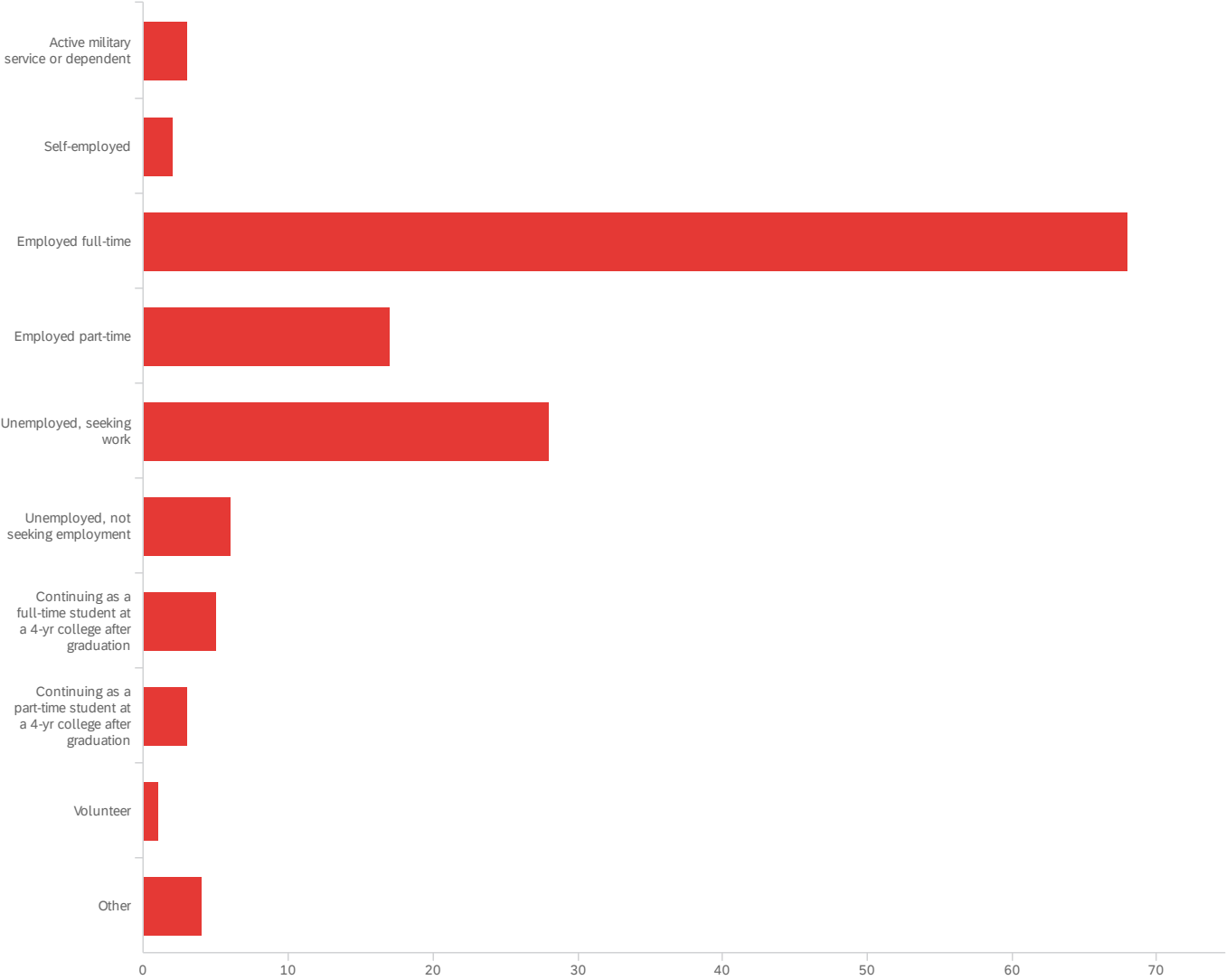
# Participation and Involvement



		Strongly Disagree	Disagree	Agree	Strongly Agree	Total
1	Participation in school events made me feel more connected to the university.	3.95% 3	18.42% 14	34.21% 26	43.42% 33	76
2	Participation in internship and co-op projects made me feel more connected to those in my program/major.	5.45% 3	14.55% 8	40.00% 22	40.00% 22	55
3	Participation in the Student Government Association provided an opportunity for my voice to be heard in the university.	3.85% 2	25.00% 13	28.85% 15	42.31% 22	52
4	Participation in student leadership training provided the skills for me to have a successful academic career.	7.27% 4	20.00% 11	30.91% 17	41.82% 23	55
5	Participation in student organizations provided an opportunity for me to learn from my peers.	7.58% 5	15.15% 10	36.36% 24	40.91% 27	66



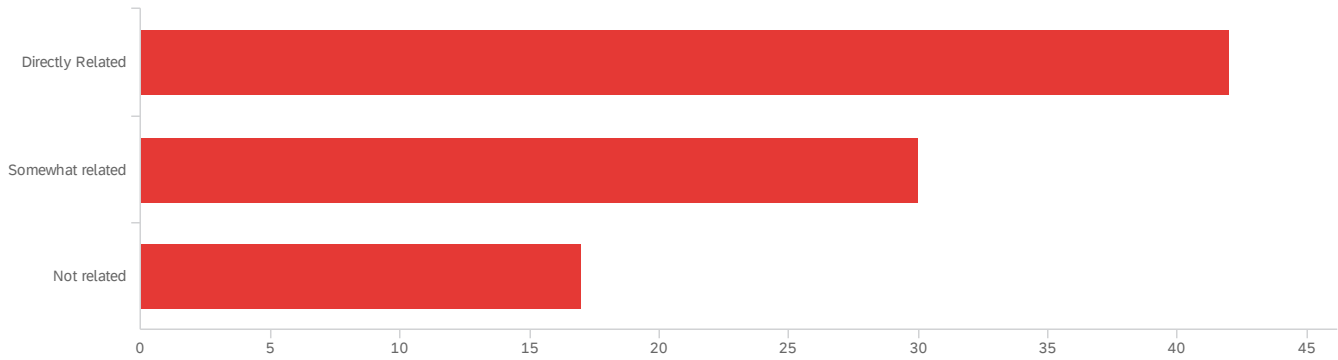
# What is your current status? (mark all that apply)



#	Field	Choice Count
1	Active military service or dependent	2.19% 3
2	Self-employed	1.46% 2
3	Employed full-time	49.64% 68
4	Employed part-time	12.41% 17
5	Unemployed, seeking work	20.44% 28
6	Unemployed, not seeking employment	4.38% 6
8	Continuing as a full-time student at a 4-yr college after graduation	3.65% 5
9	Continuing as a part-time student at a 4-yr college after graduation	2.19% 3
10	Volunteer	0.73% 1
11	Other	2.92% 4

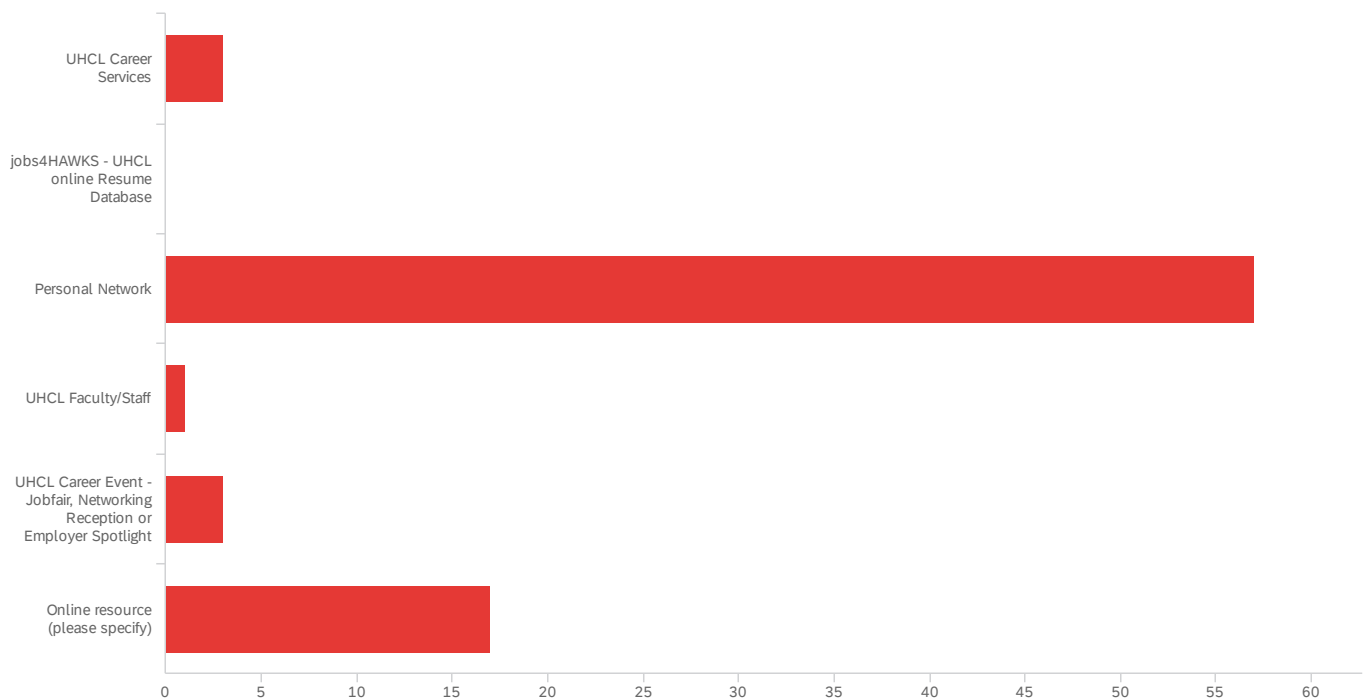
137

## To what extent is your employment related to your major or area of study at UHCL?



#	Field	Choice Count
1	Directly Related	47.19% 42
2	Somewhat related	33.71% 30
3	Not related	19.10% 17
		89

## How did you find your position? (Please check all that apply)



#	Field	Choice Count
1	UHCL Career Services	3.70% 3
2	jobs4HAWKS - UHCL online Resume Database	0.00% 0
3	Personal Network	70.37% 57
4	UHCL Faculty/Staff	1.23% 1
5	UHCL Career Event - Jobfair, Networking Reception or Employer Spotlight	3.70% 3
6	Online resource (please specify)	20.99% 17

81

### Online resource (please specify)

Online resource (please specify)

Kohls careers

Indeed

I made connections

Online resource (please specify)

Job Apps (Indeed, Zip Recruiter, etc)

None of the above; restaurant supervisor

Applied online

Staffing Company

Reference

Indeed

Linkedin

Handshake - UHCL

Indeed UHCL doesn't have many resources for my major

Hospital Website

employee site

## What is your current position?

Job Title:	Employer:
Financial Representative	MassMutual
Litigation Paralegal	Simon & O'Rourke Law Firm
Receptionist	Veterinary Clinic
Sales Lead	Kohls
Accounting Clerk	JSC Federal Credit Union
Admin Secretary	Houston Methodist Hospital
Administrative Fellow	Indiana University Health
Senior Bookkeeper	Moon Credit Corp.
Receptionist	N/A
Accounting Clerk	Texas First Bank
Research Coordinator	Baylor College of Medicine
Quality Coordinator	Medicorp
Teaching Assistant / Adjunct Faculty 2021	University of Houston-Clear Lake
Environmental Professional	Albemarle Corporation
Office Manger	HCA
Administrative Fellow	Indiana University Health
Restaurant supervisor	Snooze
Patient Surgical Coordinator	University of Texas Medical Branch
Social Media Manager	Perfect Salon Spa
Senior Manager	BKD
Senior services director	Chinese Community center
Drafter	Champion Hi-Tech Mfg.

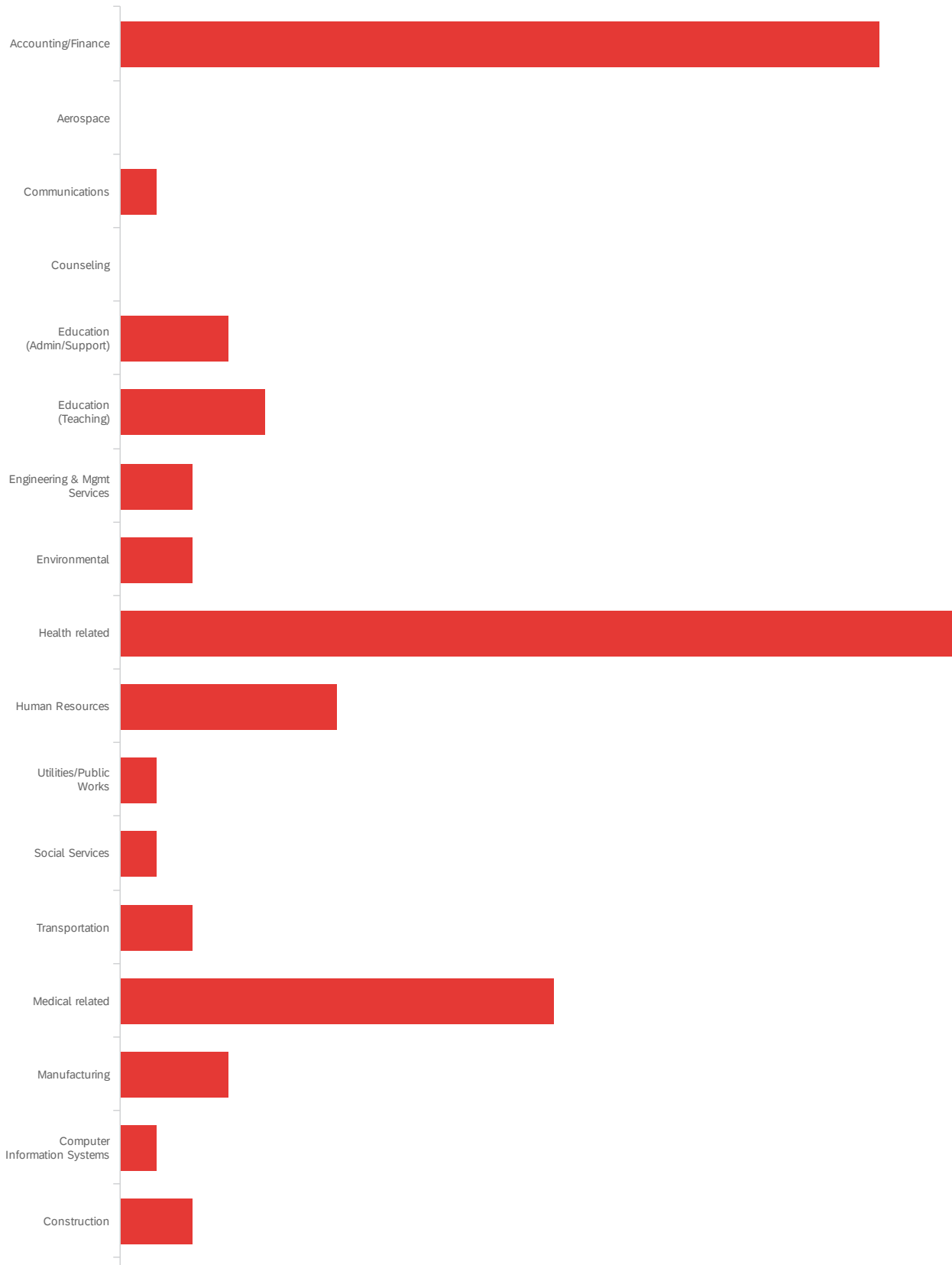
Job Title:	Employer:
Pro Shop Attendant	City of Mont Belvieu
Center Director	Mathnasium
Office Manager	UT MD Anderson Cancer Center
Medical Laboratory Technologist	Harris Health System
Senior Analyst	Enterprise Products Partners
Perishables Rep	HEB
Leasing Consultant	Knightvest Management
Founder	BriSun Group
Credit Analyst	Westlake Chemical
Talent Acquisition Coordinator	Macy's
Comptroller	Carnes Funeral Home
Hospice Liaison	Amedisys
Craft Employment Manager	Austin Industrial
Sacker/Checker	Arlan's Market
intern	N/A
Dental - Software Technology Advisor	Patterson Dental Company
Hospice Liaison	Amedisys Hospice
Chief Financial Officer	Abundant Life Christian Center
Social Media Blogger	Hedrick's Catering & Events
Patient Access Rep	Houston Methodist Hospital
Servide Delivery Manager	IBM
Bookkeeper	Myrtle Cruz inc
Teller	Amoco FCU
Financial Analyst	SCI

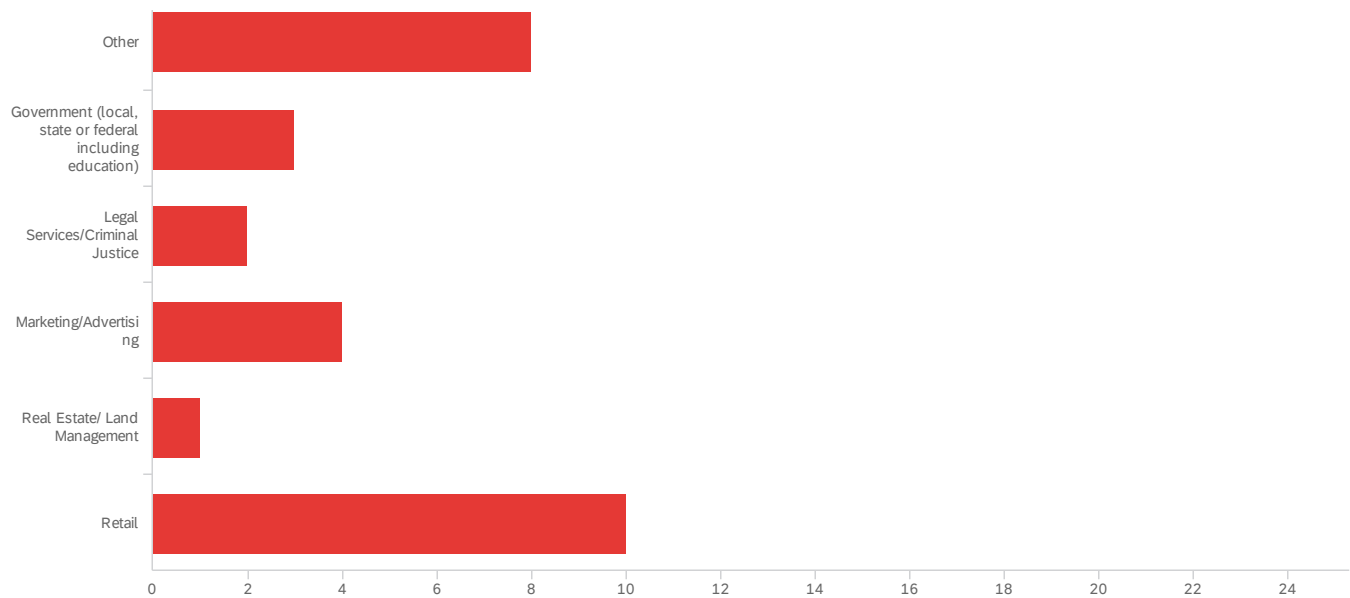
Job Title:	Employer:
BioMedical Manager	Legacy Community Health Services
Audit Specialist	Be A Champion, Inc.
Senior Business Operations	Baylor College of Medicine
Industrial Specialist	Republic Services
Operations Manager	Sumitomo Corporation of Americas
Advisor	Best Buy
Product Zone Specialist	Apple
Bookkeeper	LISD
AVID Tutor/ Substitute Teacher	DPISD
HSE Specialist	Baker Hughes
Office Manager	Excellence Health Care Inc
Tax Auditor	Franchise Tax Board
HR Coordinator	Kuraray America
Senior Associate	N/A
Associate Brand Manager	Riviana Foods Inc
Controller	Turnco LLC
Deputy County Clerk	Galveston County
Senior Scientist	BASF
Audit Intern	Harper & Pearson LLC
Career Advisor	UHCL Career Services
Diagnostic Imaging Director	HCA
Accountant	Midstream & Industrial Controls
Towing Vessel Mate/OICNW	G&H Towing Company
Caregiver	Heart Home Healthcare Inc.



Job Title:	Employer:
Custodial worker	AAFES
Senior Administrative Assistant	MD Anderson Cancer Center
Outreach Coordinator	Community Health Network
Supply Chain Specialist	Northwestern Memorial Hospital
Clinical Coding Specialist	MD Anderson Cancer Center
Director, Purchasing	San Jacinto College
Patient services representative	MD Anderson Cancer Center
Staff Accountant	The women's hospital of texas
Staff Accountant - Tax	N/A
Regulatory Specialist	Shell

# Which industry best describes your current place of employment? (Choose all that apply)





#	Field	Choice Count
1	Accounting/Finance	18.75% 21
2	Aerospace	0.00% 0
3	Communications	0.89% 1
7	Counseling	0.00% 0
8	Education (Admin/Support)	2.68% 3
9	Education (Teaching)	3.57% 4
10	Engineering & Mgmt Services	1.79% 2
11	Environmental	1.79% 2
15	Health related	20.54% 23
16	Human Resources	5.36% 6
17	Utilities/Public Works	0.89% 1
18	Social Services	0.89% 1
19	Transportation	1.79% 2
20	Medical related	10.71% 12
21	Manufacturing	2.68% 3
24	Computer Information Systems	0.89% 1
25	Construction	1.79% 2
26	Other	7.14% 8

#	Field	Choice Count
27	Government (local, state or federal including education)	2.68% 3
28	Legal Services/Criminal Justice	1.79% 2
29	Marketing/Advertising	3.57% 4
30	Real Estate/ Land Management	0.89% 1
31	Retail	8.93% 10
		112

Other

Hospital

Chemical

Funeral Home

Death Care

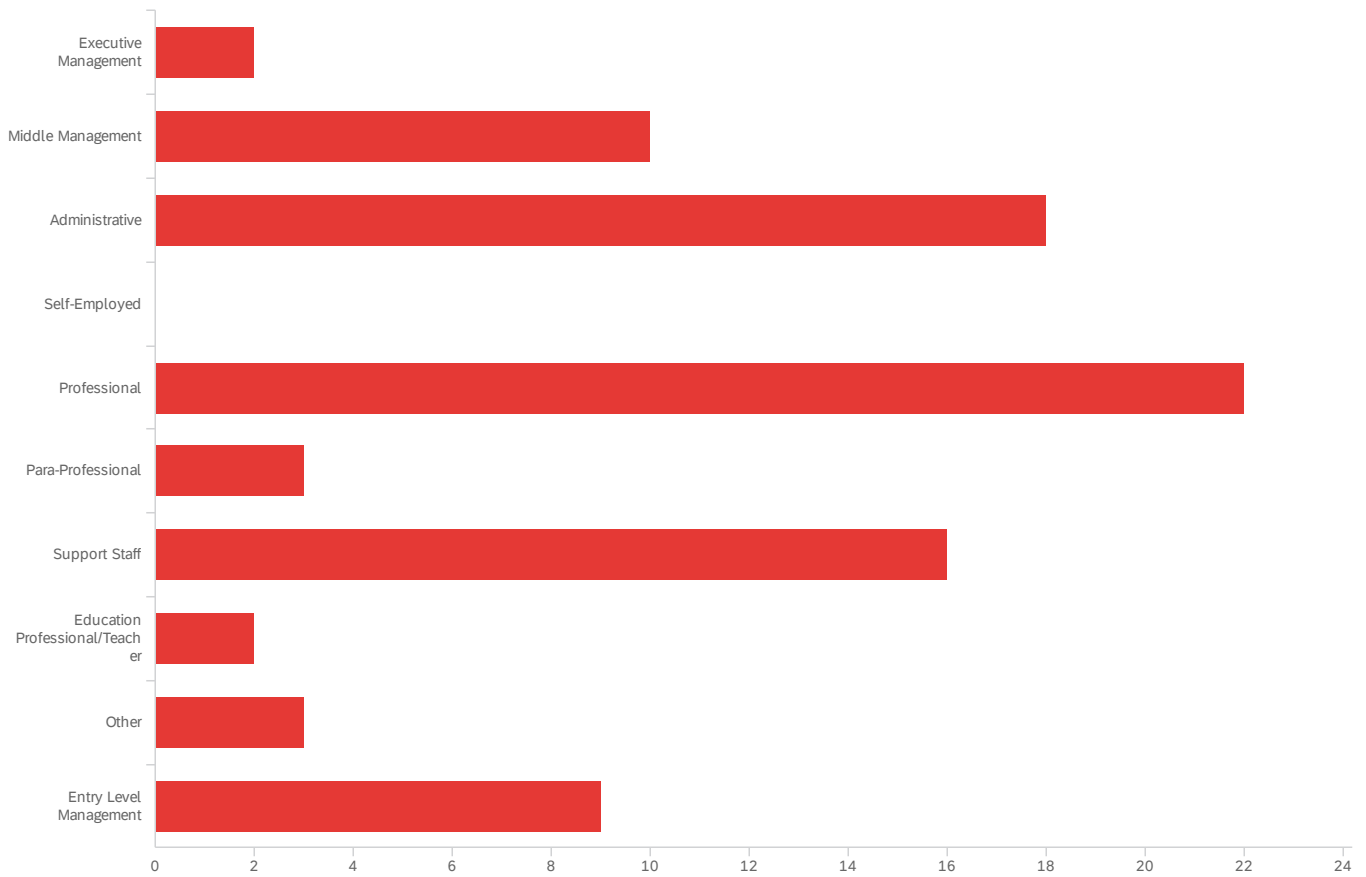
Oil and Gas

Chemical

Science

Administration

What best describes your current professional position? (pick one that best fits you)



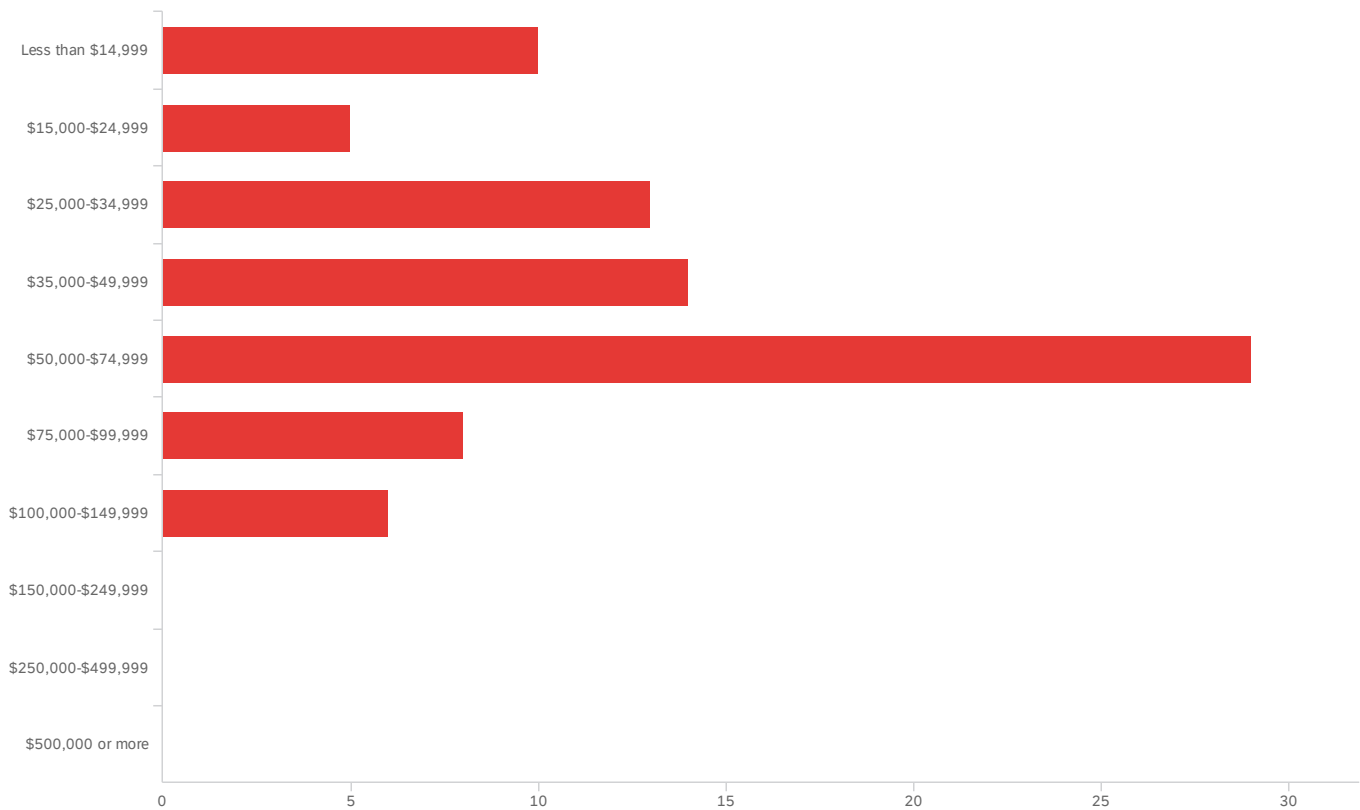
#	Field	Choice Count
1	Executive Management	2.35% 2
2	Middle Management	11.76% 10
3	Administrative	21.18% 18
4	Self-Employed	0.00% 0
5	Professional	25.88% 22
6	Para-Professional	3.53% 3
7	Support Staff	18.82% 16
8	Education Professional/Teacher	2.35% 2
9	Other	3.53% 3
10	Entry Level Management	10.59% 9
		85

Other

Leadership

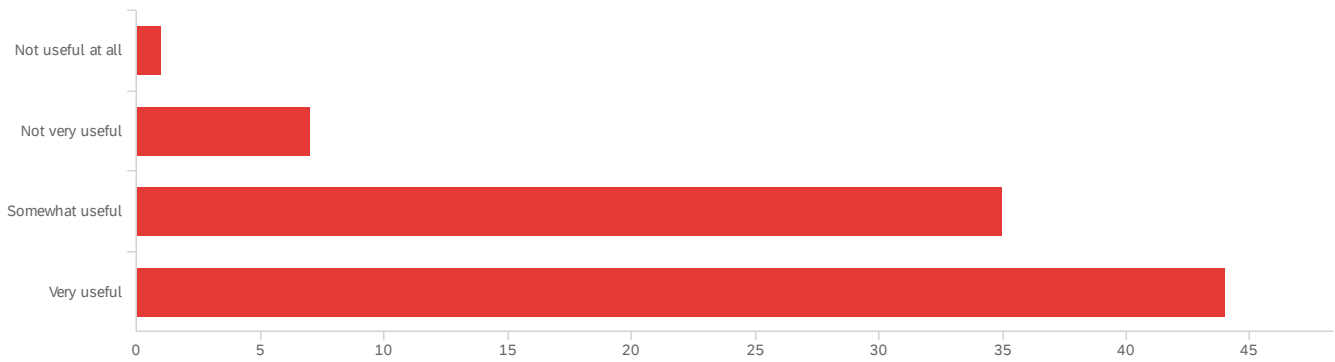
business sales

## What is your current yearly salary range?



#	Field	Choice Count
1	Less than \$14,999	11.76% 10
2	\$15,000-\$24,999	5.88% 5
3	\$25,000-\$34,999	15.29% 13
4	\$35,000-\$49,999	16.47% 14
5	\$50,000-\$74,999	34.12% 29
6	\$75,000-\$99,999	9.41% 8
7	\$100,000-\$149,999	7.06% 6
8	\$150,000-\$249,999	0.00% 0
9	\$250,000-\$499,999	0.00% 0
10	\$500,000 or more	0.00% 0

# How useful is what you learned at UHCL in your day-to-day work at your place of employment?

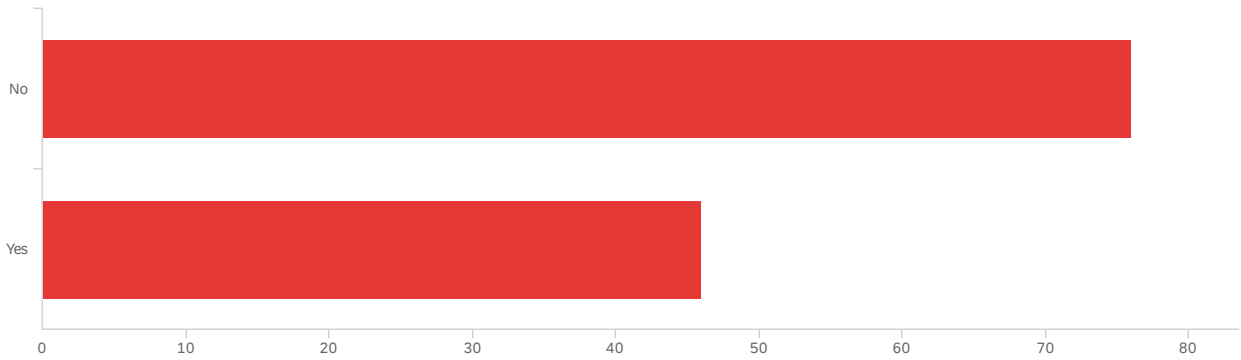


#	Field	Choice Count
1	Not useful at all	1.15% 1
2	Not very useful	8.05% 7
3	Somewhat useful	40.23% 35
4	Very useful	50.57% 44

87



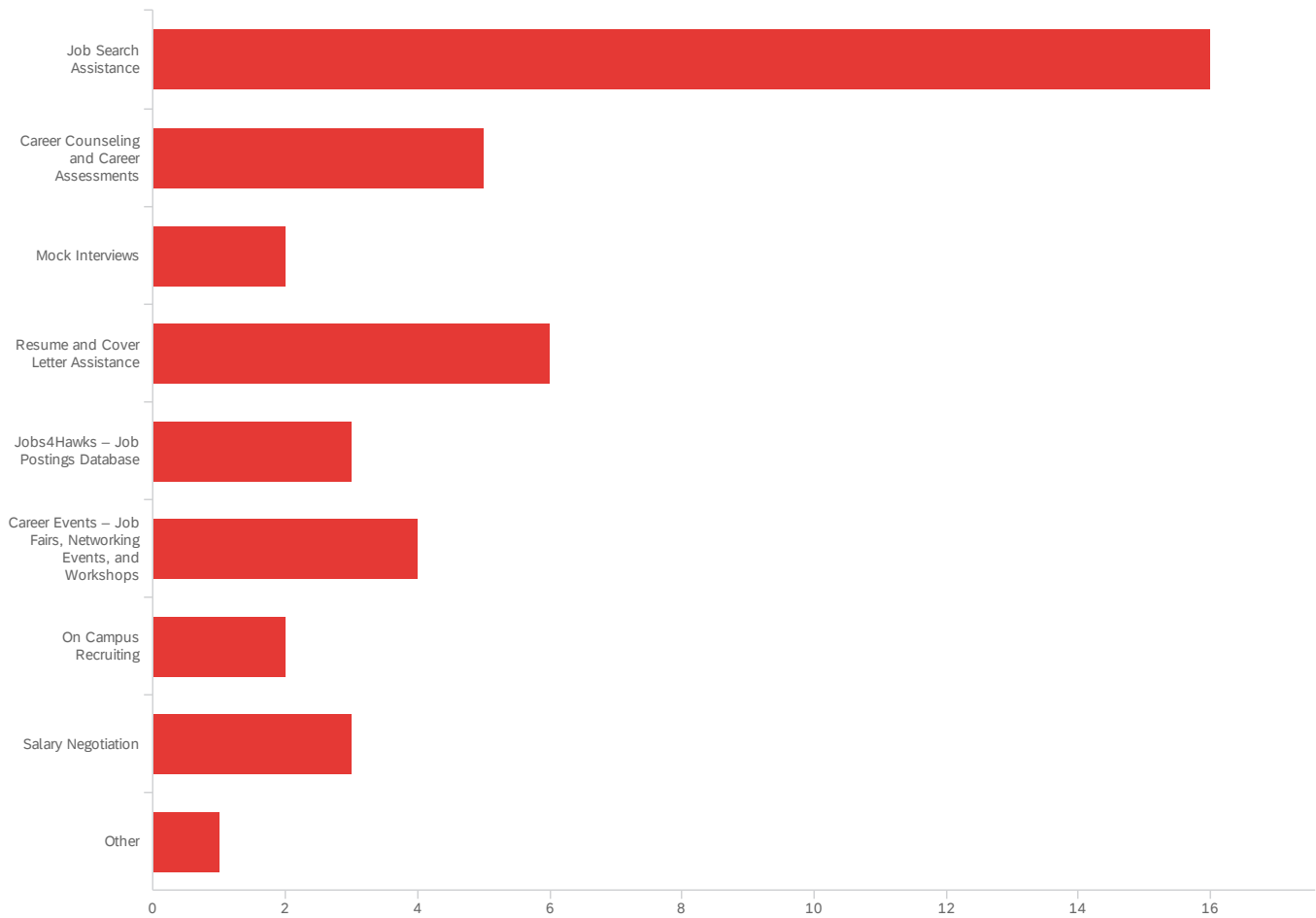
If you are thinking of a new career or a career change, would you like to speak with a Career Counselor?



---

#	Field	Choice Count
3	No	62.30% 76
4	Yes	37.70% 46
		122

I would like to speak with a Career Counselor regarding (please note that you must provide your contact information below if you wish us to contact you):



#	Field	Choice Count
1	Job Search Assistance	38.10% 16
2	Career Counseling and Career Assessments	11.90% 5
3	Mock Interviews	4.76% 2
4	Resume and Cover Letter Assistance	14.29% 6
5	Jobs4Hawks – Job Postings Database	7.14% 3
6	Career Events – Job Fairs, Networking Events, and Workshops	9.52% 4
7	On Campus Recruiting	4.76% 2
9	Salary Negotiation	7.14% 3
10	Other	2.38% 1
		42

## If you have plans for additional education, where are you planning to attend?

If you have plans for additional education, where are you planning to atten...

---

University of Houston Law Center

n/a

Texas Woman's University

UHCL

If you plan to attend another institution, what is the name of that university?

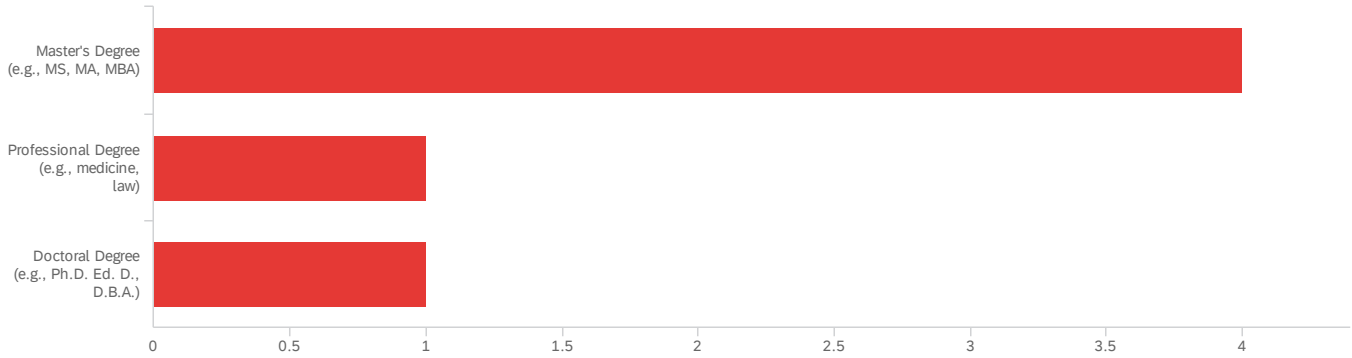
If you plan to attend another institution, what is the name of that univers...

---

South Texas Law

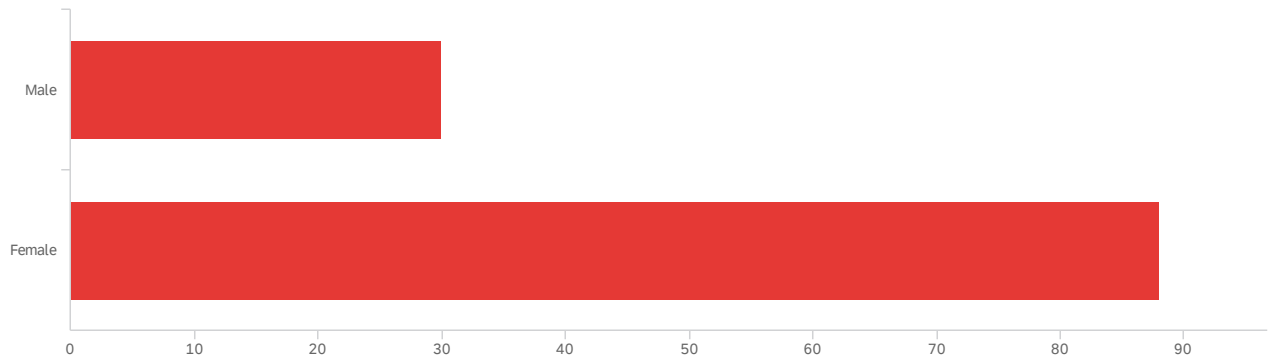
Texas Woman's University

If you plan to continue your education, what is the highest degree you plan to earn (choose ONE response)?



#	Field	Choice Count
1	Master's Degree (e.g., MS, MA, MBA)	66.67% 4
2	Professional Degree (e.g., medicine, law)	16.67% 1
3	Doctoral Degree (e.g., Ph.D., Ed. D., D.B.A.)	16.67% 1
		6

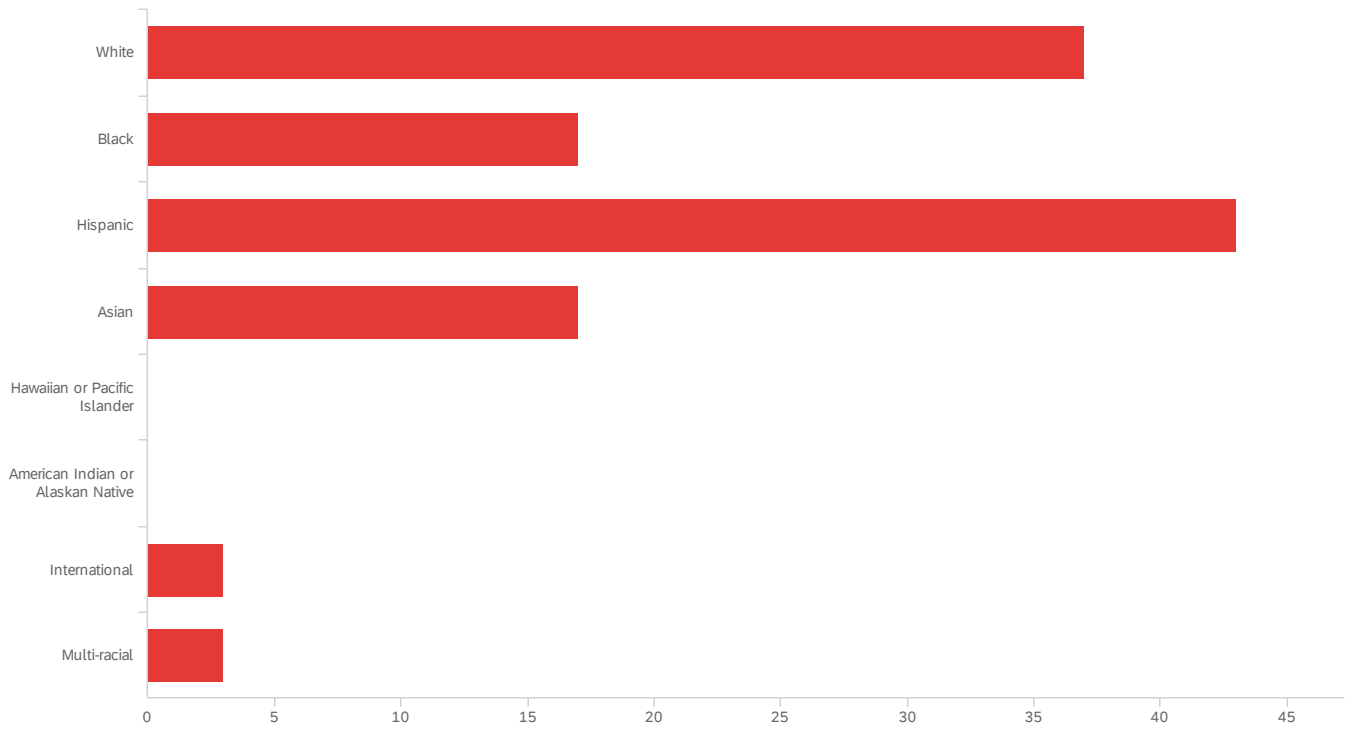
# Gender



#	Field	Choice Count
1	Male	25.42% 30
2	Female	74.58% 88

118

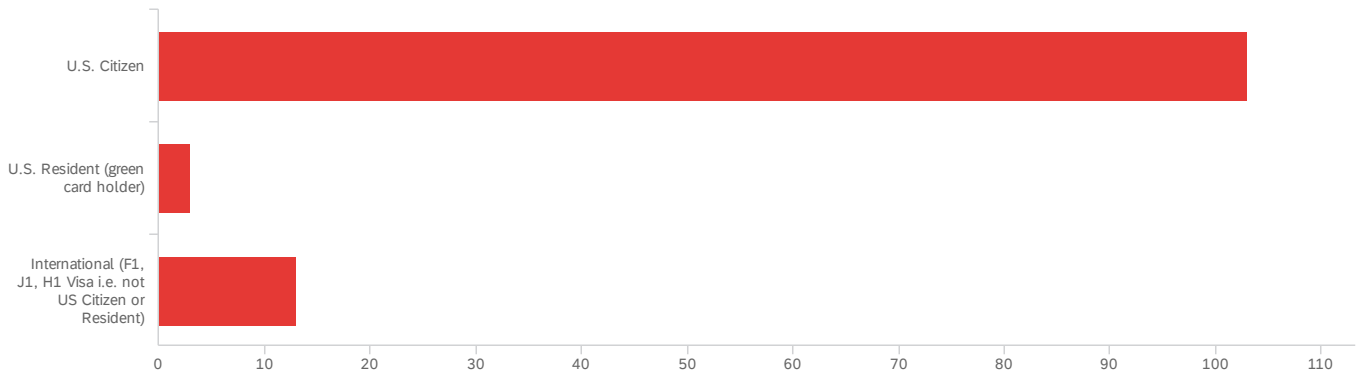
# Ethnicity



#	Field	Choice Count
1	White	30.83% 37
2	Black	14.17% 17
3	Hispanic	35.83% 43
4	Asian	14.17% 17
5	Hawaiian or Pacific Islander	0.00% 0
6	American Indian or Alaskan Native	0.00% 0
7	International	2.50% 3
8	Multi-racial	2.50% 3

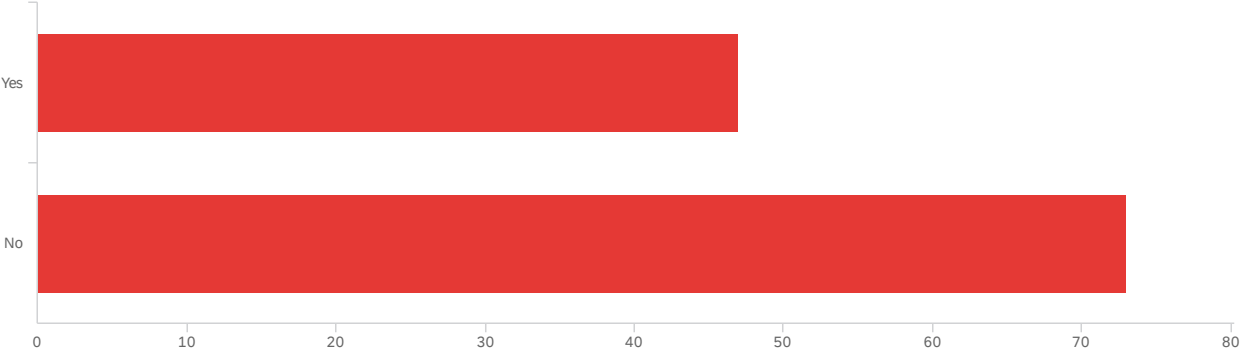


## Citizenship:



#	Field	Choice Count
1	U.S. Citizen	86.55% 103
2	U.S. Resident (green card holder)	2.52% 3
3	International (F1, J1, H1 Visa i.e. not US Citizen or Resident)	10.92% 13
		119

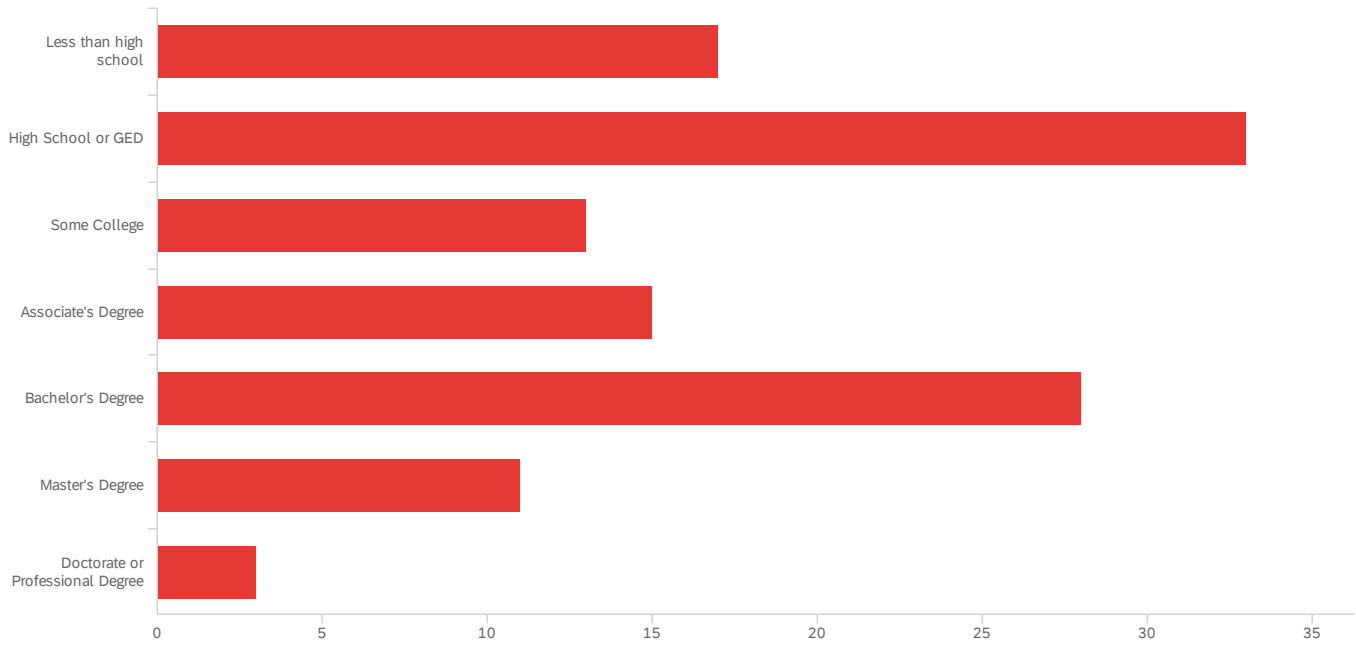
# Are you the first person in your family to obtain a degree?



#	Field	Choice Count
1	Yes	39.17% 47
2	No	60.83% 73

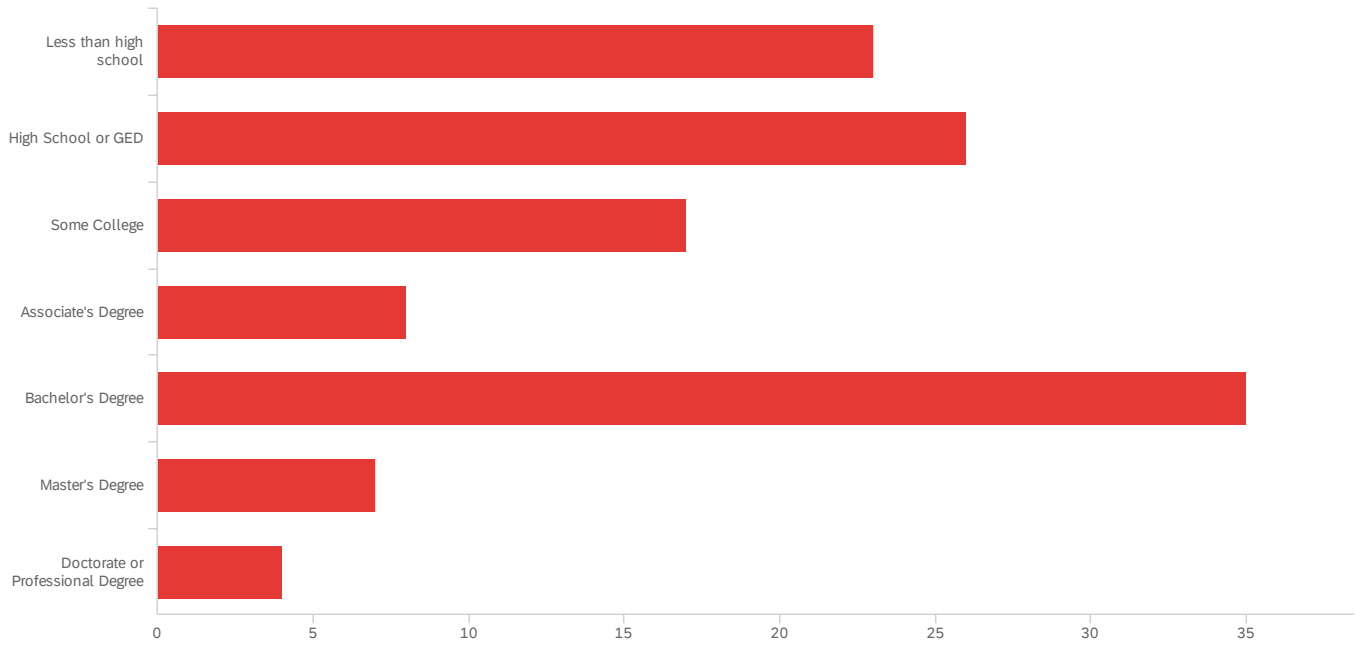
120

# What is the highest level of education achieved by your MOTHER or female guardian?



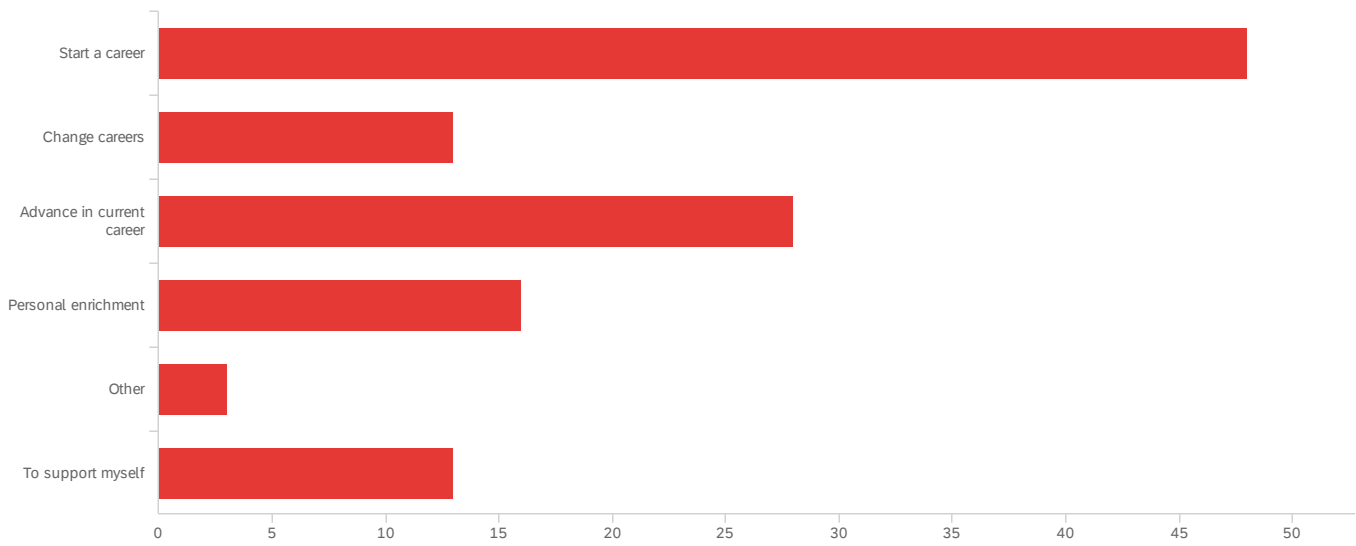
#	Field	Choice Count
1	Less than high school	14.17% 17
2	High School or GED	27.50% 33
3	Some College	10.83% 13
4	Associate's Degree	12.50% 15
5	Bachelor's Degree	23.33% 28
6	Master's Degree	9.17% 11
7	Doctorate or Professional Degree	2.50% 3
		120

# What is the highest level of education achieved by your FATHER or male guardian?



#	Field	Choice Count
1	Less than high school	19.17% 23
2	High School or GED	21.67% 26
3	Some College	14.17% 17
4	Associate's Degree	6.67% 8
5	Bachelor's Degree	29.17% 35
6	Master's Degree	5.83% 7
7	Doctorate or Professional Degree	3.33% 4
		120

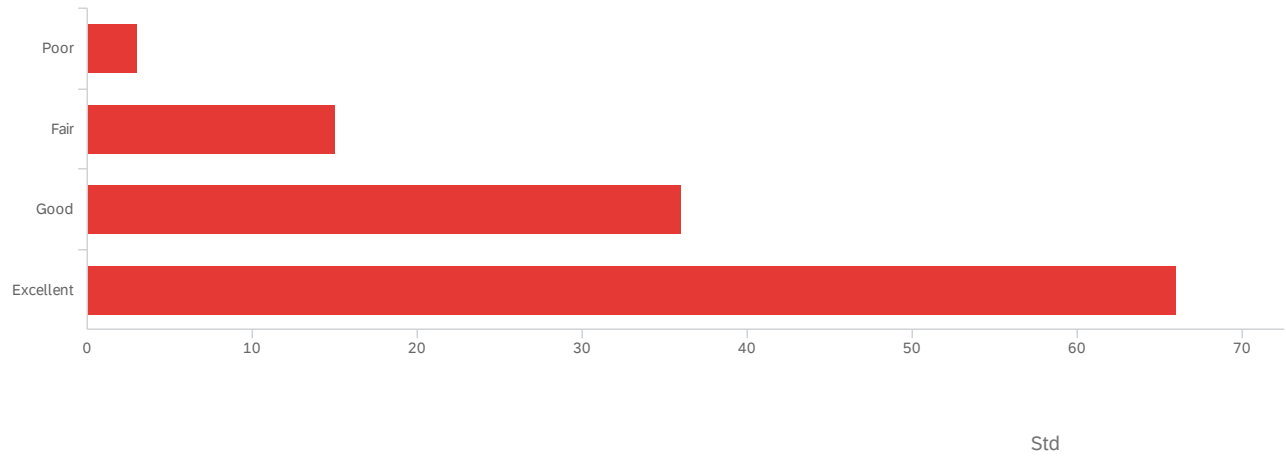
## What was your primary reason for obtaining a degree?



#	Field	Choice Count
1	Start a career	39.67% 48
2	Change careers	10.74% 13
3	Advance in current career	23.14% 28
4	Personal enrichment	13.22% 16
5	Other	2.48% 3
6	To support myself	10.74% 13

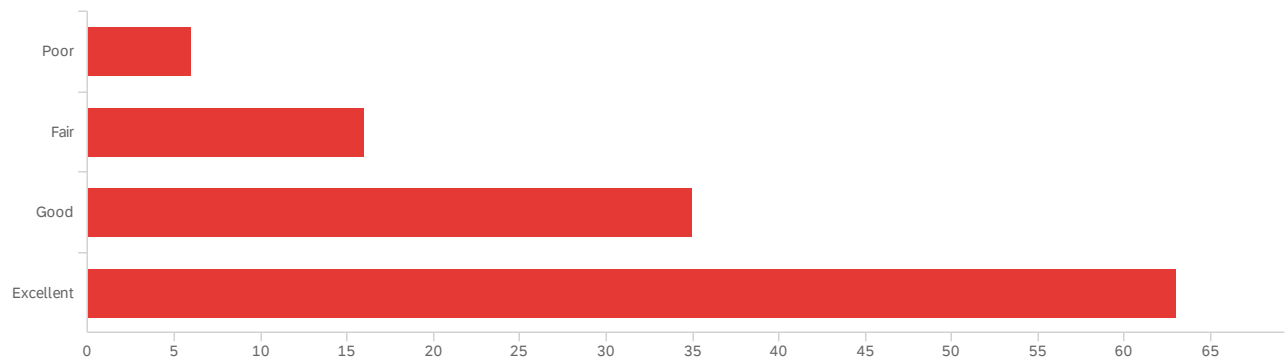
121

# Looking back, how would you evaluate the overall education you received at UHCL?



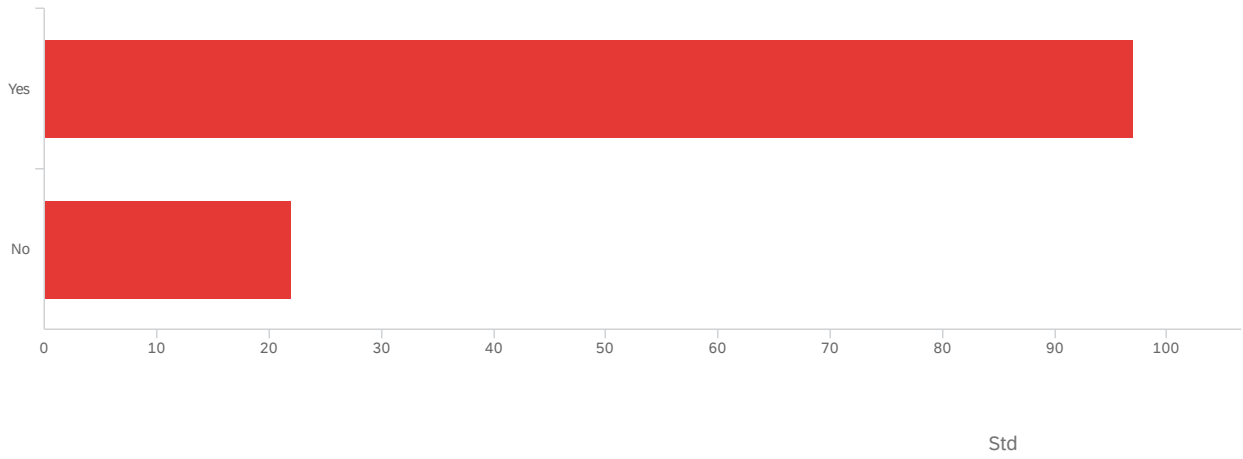
#	Field	Choice Count
1	Poor	2.50% 3
2	Fair	12.50% 15
3	Good	30.00% 36
4	Excellent	55.00% 66
		120

## Looking back, how would you evaluate your overall experiences?



#	Field	Choice Count
1	Poor	5.00% 6
2	Fair	13.33% 16
3	Good	29.17% 35
4	Excellent	52.50% 63
		120

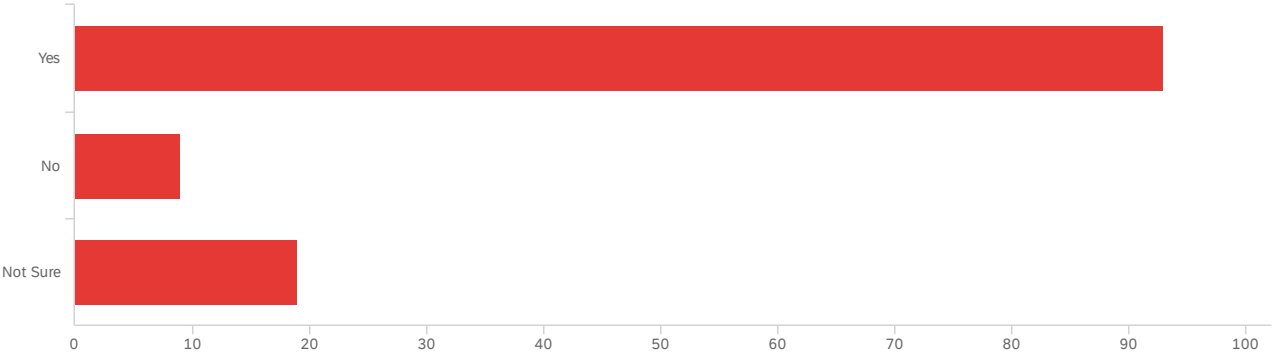
In your opinion, did UHCL provide an education worthy of your yearly tuition and fees?



#	Field	Choice Count
23	Yes	81.51% 97
24	No	18.49% 22
		119

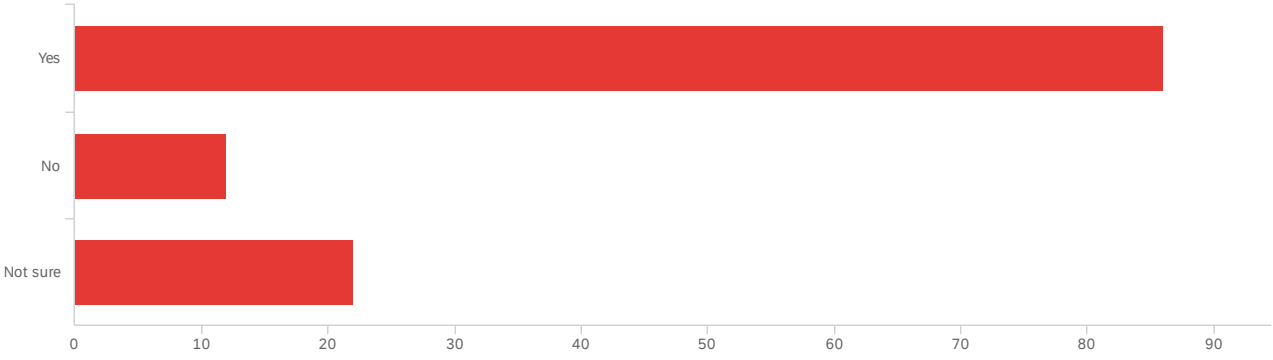


# Would you still choose to attend UHCL?



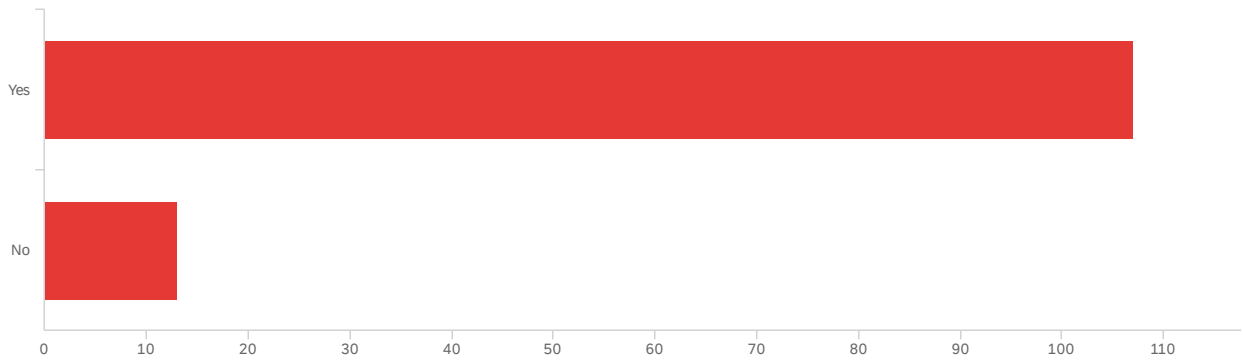
#	Field	Choice Count
1	Yes	76.86% 93
2	No	7.44% 9
3	Not Sure	15.70% 19
		121

# Would you still choose the same program of study?



#	Field	Choice Count
1	Yes	71.67% 86
2	No	10.00% 12
3	Not sure	18.33% 22
		120

# Would you recommend UHCL to friends and family considering college?



Std

---

#	Field	Choice Count
1	Yes	89.17% 107
2	No	10.83% 13
		120

**End of Report**