

University of Houston-Clear Lake
Office of Institutional Effectiveness

THECB Legislative Budget Board(LBB): Hispanic First Time Transfer and First Time in College Retention Rates

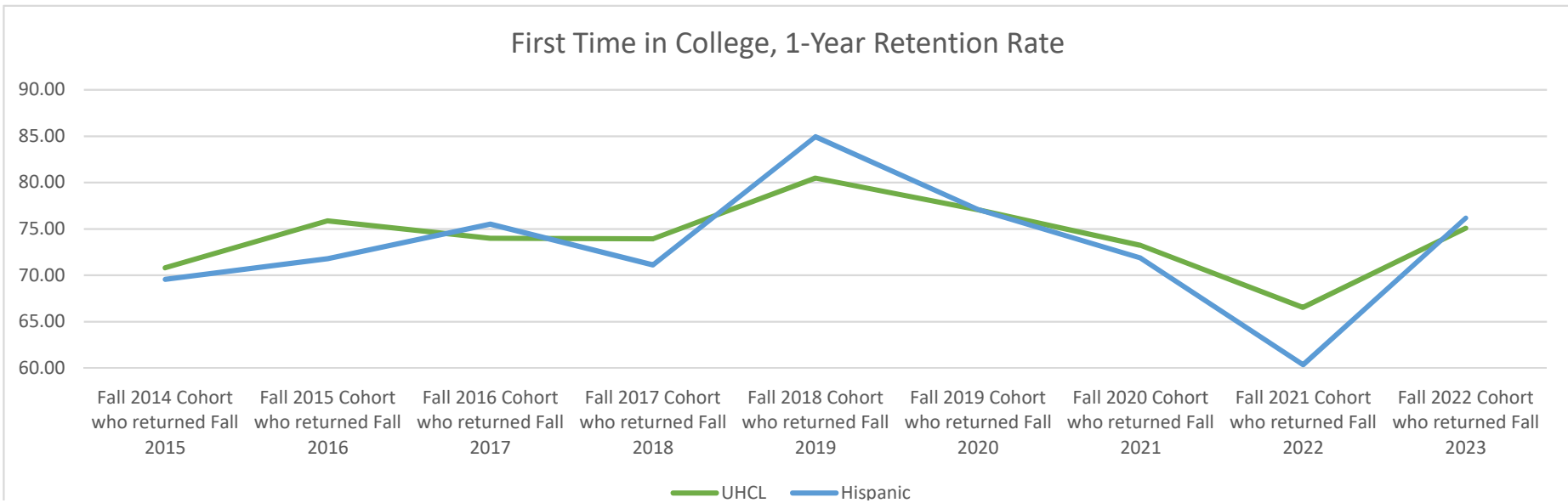
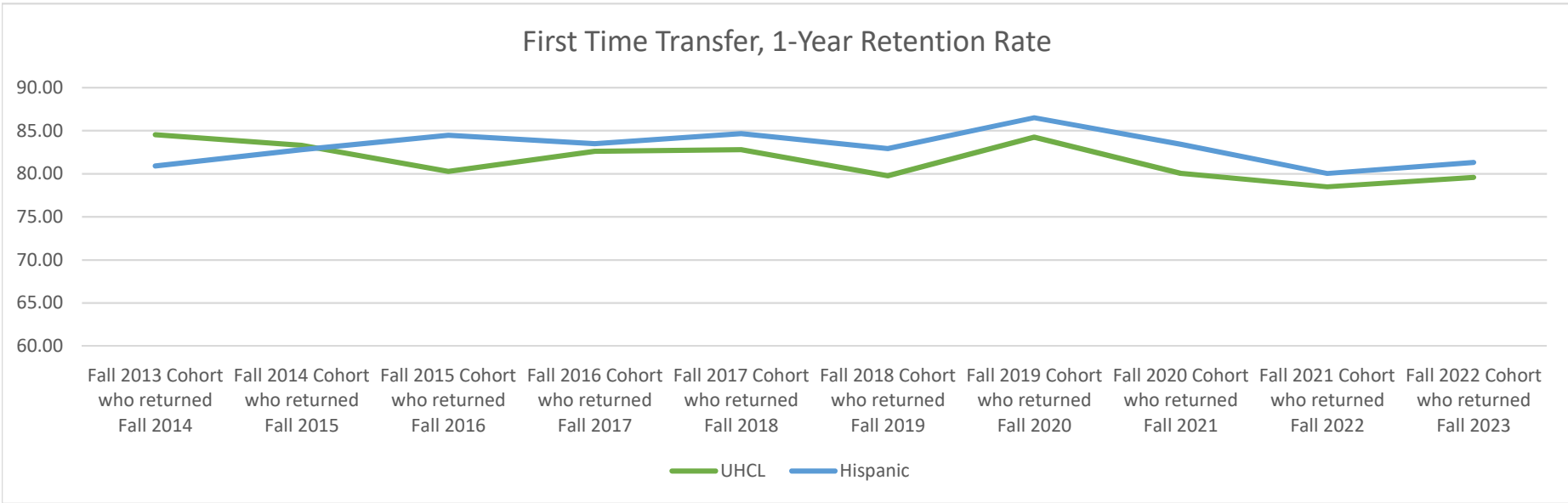
Base Cohort: UGRD, Degree-Seeking, Full-Time, First-Time Transfer/ First Time in College (incl. First-Time from prior Summer who re-enrolled the following Fall)

First Time Transfer	1-Year Retention Rate	
	UHCL	Hispanic
Fall 2013 Cohort who returned Fall 2014	84.55	80.92
Fall 2014 Cohort who returned Fall 2015	83.31	82.81
Fall 2015 Cohort who returned Fall 2016	80.28	84.47
Fall 2016 Cohort who returned Fall 2017	82.63	83.50
Fall 2017 Cohort who returned Fall 2018	82.80	84.68
Fall 2018 Cohort who returned Fall 2019	79.78	82.93
Fall 2019 Cohort who returned Fall 2020	84.25	86.51
Fall 2020 Cohort who returned Fall 2021	80.05	83.43
Fall 2021 Cohort who returned Fall 2022	78.50	80.05
Fall 2022 Cohort who returned Fall 2023	79.59	81.32
Average	81.57	83.06

First Time in College	1-Year Retention Rate	
	UHCL	Hispanic
Fall 2014 Cohort who returned Fall 2015	70.79	69.57
Fall 2015 Cohort who returned Fall 2016	75.88	71.79
Fall 2016 Cohort who returned Fall 2017	74.01	75.51
Fall 2017 Cohort who returned Fall 2018	73.93	71.11
Fall 2018 Cohort who returned Fall 2019	80.49	84.95
Fall 2019 Cohort who returned Fall 2020	77.07	77.12
Fall 2020 Cohort who returned Fall 2021	73.24	71.85
Fall 2021 Cohort who returned Fall 2022	66.54	60.36
Fall 2022 Cohort who returned Fall 2023	75.09	76.15
Average	74.11	73.16

THECB Legislative Budget Board(LBB): Hispanic First Time Transfer and First Time in College Retention Rates

Base Cohort: UGRD, Degree-Seeking, Full-Time, First-Time Transfer/ First Time in College (incl. First-Time from prior Summer who re-enrolled the following Fall)



University of Houston-Clear Lake
Office of Institutional Effectiveness

THECB Legislative Budget Board(LBB): Hispanic First Time Transfer and First Time in College Graduation Rates

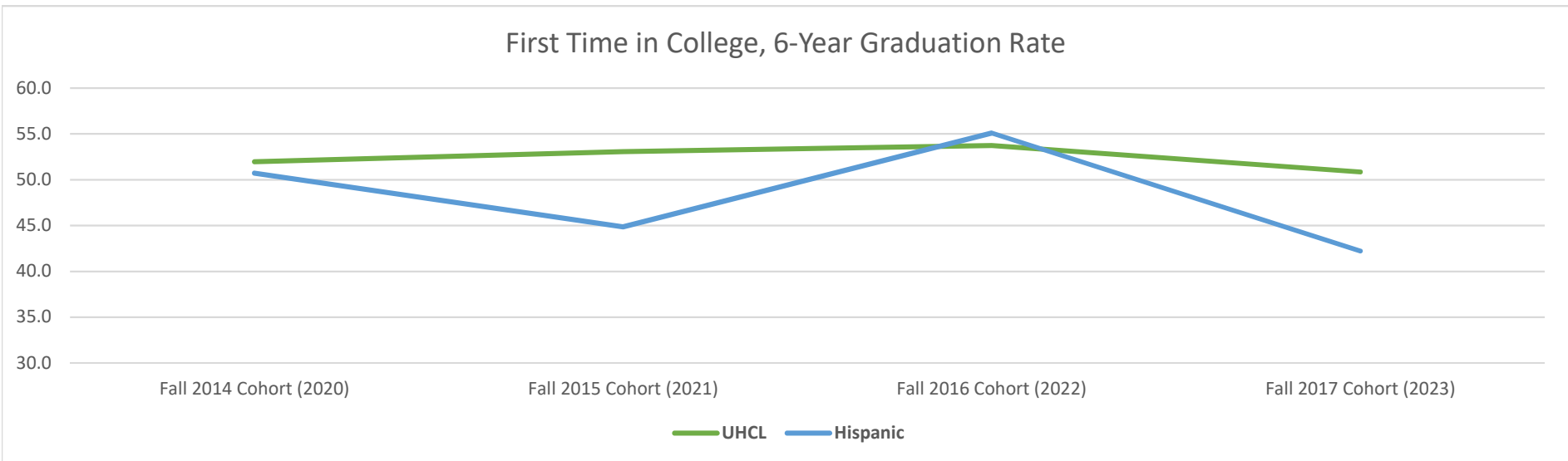
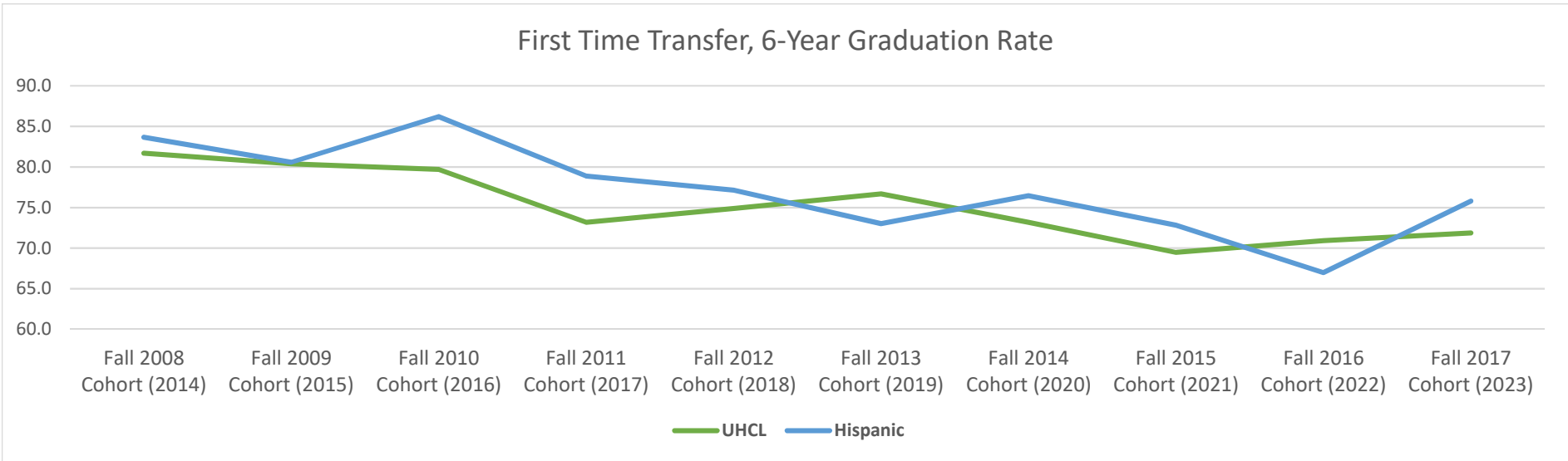
Base Cohort: UGRD, Degree-Seeking, Full-Time, First-Time Transfer/ First Time in College (incl. First-Time from prior Summer who re-enrolled the following Fall)

First Time Transfer	6-year Graduation Rate	
	UHCL	Hispanic
Fall 2008 Cohort (2014)	81.7	83.7
Fall 2009 Cohort (2015)	80.4	80.6
Fall 2010 Cohort (2016)	79.7	86.2
Fall 2011 Cohort (2017)	73.2	78.9
Fall 2012 Cohort (2018)	74.9	77.1
Fall 2013 Cohort (2019)	76.7	73.0
Fall 2014 Cohort (2020)	73.2	76.5
Fall 2015 Cohort (2021)	69.5	72.8
Fall 2016 Cohort (2022)	70.9	67.0
Fall 2017 Cohort (2023)	71.9	75.8
Average	75.2	77.2

First Time in College	6-year Graduation Rate	
	UHCL	Hispanic
Fall 2010 Cohort (2016)	n/a	n/a
Fall 2011 Cohort (2017)	n/a	n/a
Fall 2012 Cohort (2018)	n/a	n/a
Fall 2013 Cohort (2019)	n/a	n/a
Fall 2014 Cohort (2020)	52.0	50.7
Fall 2015 Cohort (2021)	53.1	44.9
Fall 2016 Cohort (2022)	53.7	55.1
Fall 2017 Cohort (2023)	50.9	42.2
Average	52.4	48.2

THECB Legislative Budget Board(LBB): Hispanic First Time Transfer and First Time in College Graduation Rates

Base Cohort: UGRD, Degree-Seeking, Full-Time, First-Time Transfer/ First Time in College (incl. First-Time from prior Summer who re-enrolled the following Fall)



**University of Houston-Clear Lake
Office of Institutional Effectiveness**

THECB Legislative Budget Board(LBB): Hispanic First Time Transfer and First Time in College Graduation Rates

Base Cohort: UGRD, Degree-Seeking, Full-Time, First-Time Transfer/ First Time in College (incl. First-Time from prior Summer who re-enrolled the following Fall)

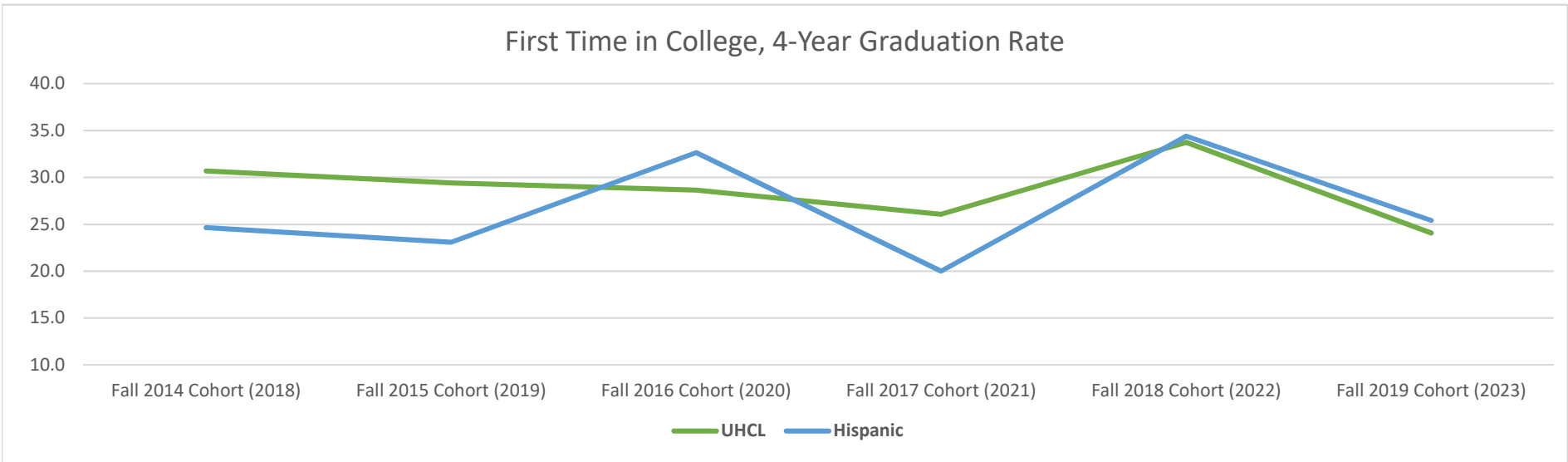
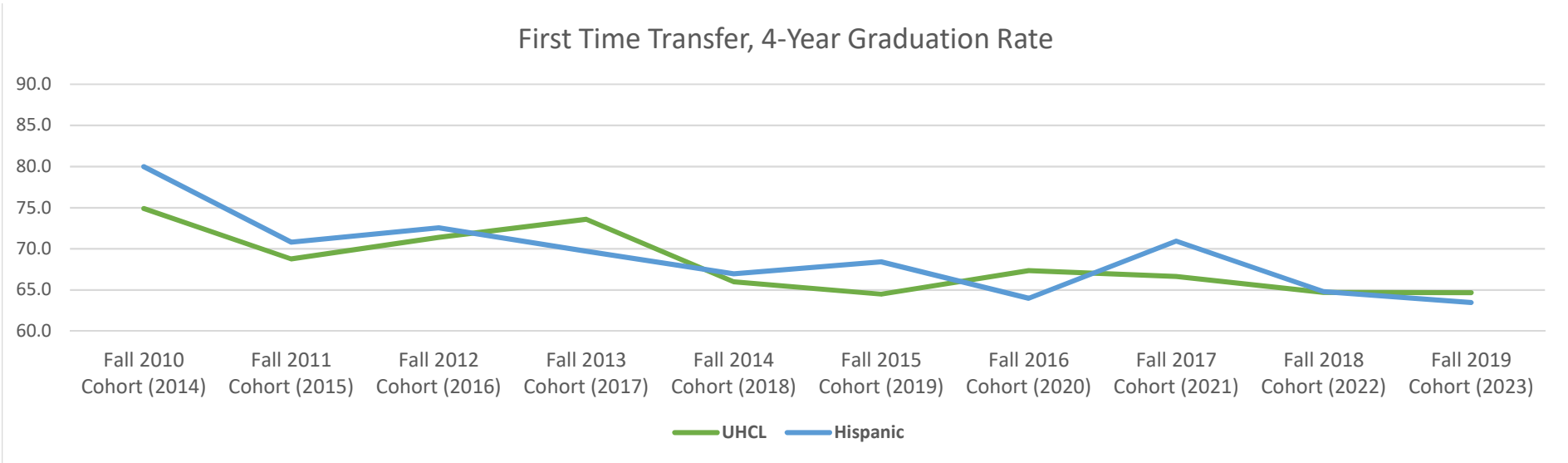
First Time Transfer	4-year Graduation Rate	
	UHCL	Hispanic
Fall 2010 Cohort (2014)	74.9	80.0
Fall 2011 Cohort (2015)	68.8	70.8
Fall 2012 Cohort (2016)	71.4	72.6
Fall 2013 Cohort (2017)	73.6	69.7
Fall 2014 Cohort (2018)	66.0	67.0
Fall 2015 Cohort (2019)	64.5	68.4
Fall 2016 Cohort (2020)	67.4	64.0
Fall 2017 Cohort (2021)	66.7	71.0
Fall 2018 Cohort (2022)	64.7	64.8
Fall 2019 Cohort (2023)	64.7	63.5
Average	68.3	69.2

First Time in College	4-year Graduation Rate	
	UHCL	Hispanic
Fall 2012 Cohort (2016)	n/a	n/a
Fall 2013 Cohort (2017)	n/a	n/a
Fall 2014 Cohort (2018)	30.7	24.6
Fall 2015 Cohort (2019)	29.4	23.1
Fall 2016 Cohort (2020)	28.6	32.7
Fall 2017 Cohort (2021)	26.1	20.0
Fall 2018 Cohort (2022)	33.7	34.4
Fall 2019 Cohort (2023)	24.1	25.4
Average	28.8	26.7

**University of Houston-Clear Lake
Office of Institutional Effectiveness**

THECB Legislative Budget Board(LBB): Hispanic First Time Transfer and First Time in College Graduation Rates

Base Cohort: UGRD, Degree-Seeking, Full-Time, First-Time Transfer/ First Time in College (incl. First-Time from prior Summer who re-enrolled the following Fall)



**University of Houston-Clear Lake
Office of Institutional Effectiveness**

THECB Legislative Budget Board(LBB): Hispanic First Time Transfer and First Time in College Graduation Rates

Base Cohort: UGRD, Degree-Seeking, Full-Time, First-Time Transfer/ First Time in College (incl. First-Time from prior Summer who re-enrolled the following Fall)

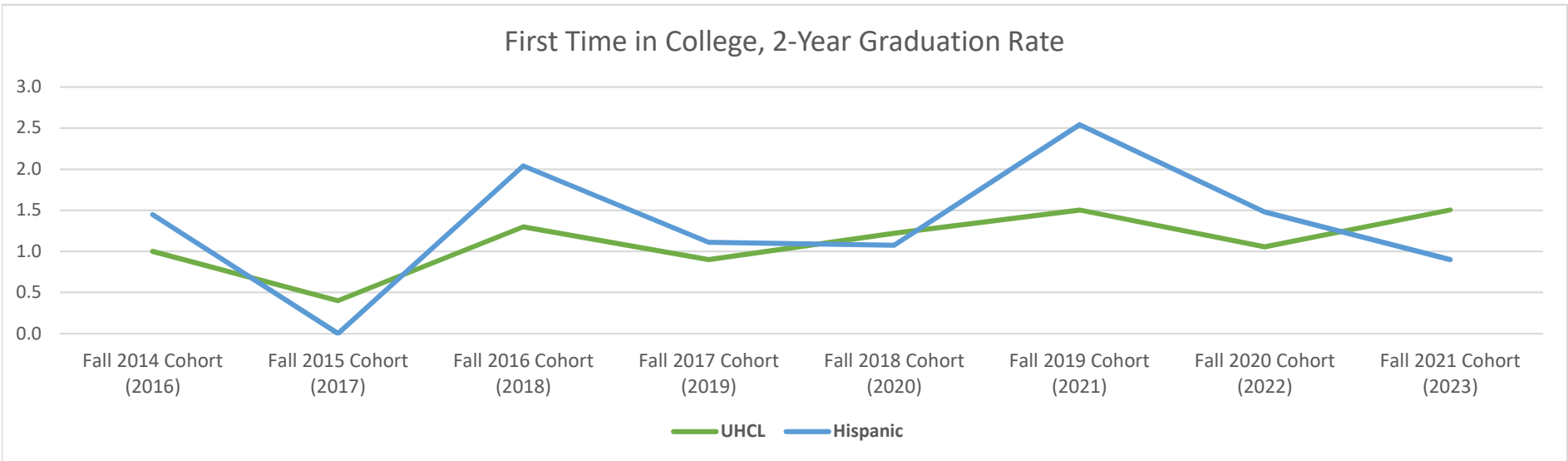
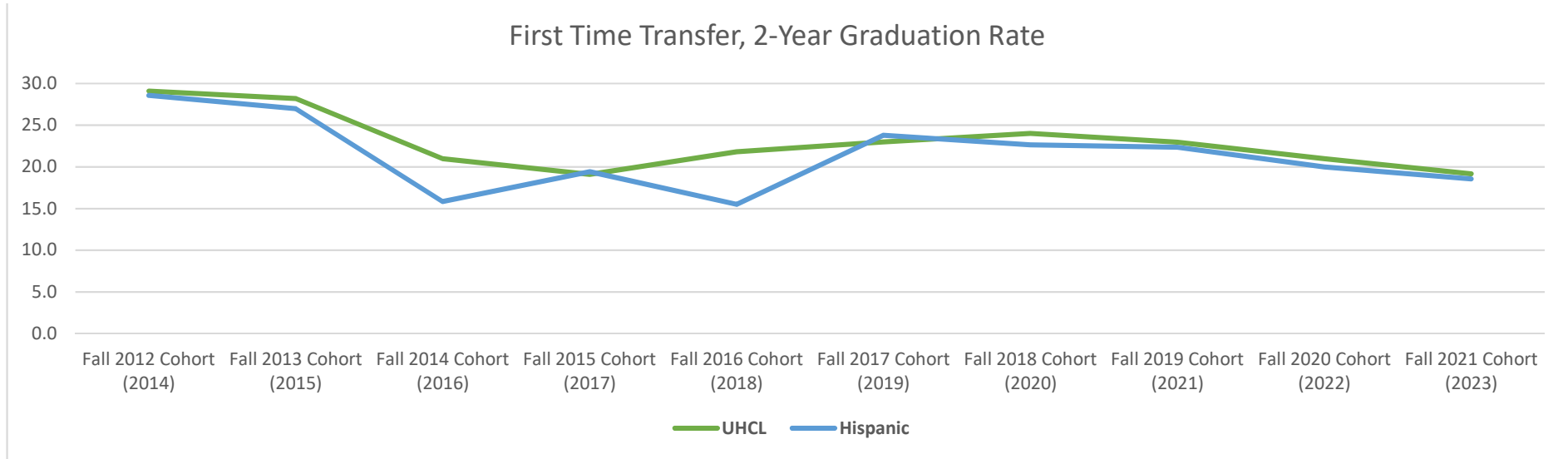
First Time Transfer	2-year Graduation Rate	
	UHCL	Hispanic
Fall 2012 Cohort (2014)	29.1	28.6
Fall 2013 Cohort (2015)	28.2	27.0
Fall 2014 Cohort (2016)	21.0	15.8
Fall 2015 Cohort (2017)	19.1	19.4
Fall 2016 Cohort (2018)	21.8	15.5
Fall 2017 Cohort (2019)	23.0	23.8
Fall 2018 Cohort (2020)	24.0	22.6
Fall 2019 Cohort (2021)	23.0	22.4
Fall 2020 Cohort (2022)	21.0	20.0
Fall 2021 Cohort (2023)	19.2	18.5
Average	22.9	21.4

First Time in College	2-year Graduation Rate	
	UHCL	Hispanic
Fall 2014 Cohort (2016)	1.0	1.4
Fall 2015 Cohort (2017)	0.4	0.0
Fall 2016 Cohort (2018)	1.3	2.0
Fall 2017 Cohort (2019)	0.9	1.1
Fall 2018 Cohort (2020)	1.2	1.1
Fall 2019 Cohort (2021)	1.5	2.5
Fall 2020 Cohort (2022)	1.1	1.5
Fall 2021 Cohort (2023)	1.5	0.9
Average	1.1	1.3

University of Houston-Clear Lake
Office of Institutional Effectiveness

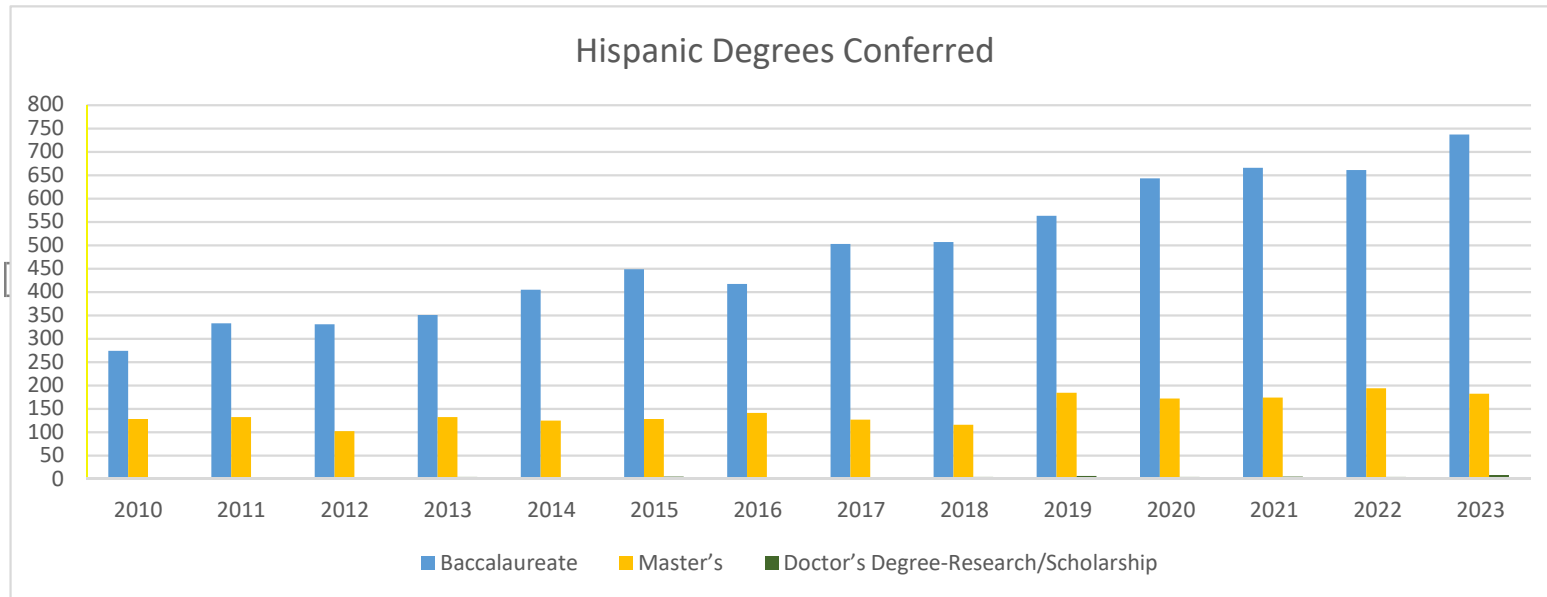
THECB Legislative Budget Board(LBB): Hispanic First Time Transfer and First Time in College Graduation Rates

Base Cohort: UGRD, Degree-Seeking, Full-Time, First-Time Transfer/ First Time in College (incl. First-Time from prior Summer who re-enrolled the following Fall)



University of Houston-Clear Lake
Office of Institutional Effectiveness
Hispanic and Non-Hispanic Degrees Conferred

Academic Year	Baccalaureate		Master's		Doctoral Degree- Research/Scholarship		Total Degrees	Percent Hispanic
	Hispanic	Non-Hispanic	Hispanic	Non-Hispanic	Hispanic	Non-Hispanic		
2010	274	852	128	913		3	2,170	18.53
2011	333	866	132	965		9	2,305	20.17
2012	331	920	102	957	2	13	2,325	18.71
2013	351	852	132	982	4	11	2,332	20.88
2014	405	850	125	929	1	8	2,318	22.91
2015	449	849	128	1159	5	18	2,608	22.32
2016	417	877	141	1097	3	10	2,545	22.04
2017	503	822	127	1095	3	14	2,564	24.69
2018	507	913	116	898	4	20	2,458	25.51
2019	563	900	184	715	6	13	2,381	31.63
2020	643	955	172	685	4	20	2,479	33.04
2021	666	958	174	675	5	21	2,499	33.81
2022	661	843	194	630	4	23	2,355	36.48
2023	737	809	182	672	8	22	2,430	38.15



University of Houston-Clear Lake
Office of Institutional Effectiveness
Hispanic Student Degrees Conferred by Academic Plan

Top 20 Academic Plans listed (sorted descending order by AY 2023)

Academic Plan	AY 2014	AY 2015	AY 2016	AY 2017	AY 2018	AY 2019	AY 2020	AY 2021	AY 2022	AY 2023
Interdisciplinary Studies BS	259	244	216	202	204	205	230	225	217	263
Psychology BS	87	71	79	125	104	110	119	131	112	106
Computer Science MS	71	121	95	113	102	67	62	42	40	103
Biological Sciences BS	28	36	34	51	50	70	83	80	91	89
Accounting BS	88	107	102	82	95	90	112	98	99	68
Fitness & Human Performance BS	73	60	48	63	69	60	62	56	53	65
Management BS	57	67	59	65	93	74	72	82	92	60
Computer Science BS	11	13	29	25	31	45	37	47	43	56
Business Administration MBA	87	77	53	52	58	64	89	83	72	53
Business Admin MBA-Online	36	22	24	22	28	56	56	71	82	50
Healthcare Administration BS	40	38	61	44	58	69	55	56	47	50
Behavioral Science BS	19	24	22	33	40	61	46	54	33	49
Finance BS	31	32	35	36	22	34	45	45	41	47
Art and Design BFA	38	25	28	28	34	35	35	37	46	43
Marketing BS	18	27	34	33	44	46	44	47	38	42
Mechanical Engineering BS							9	17	32	38
Healthcare Administration MHA	27	20	32	20	45	53	66	58	49	37
General Business BS Online	4	13	12	14	16	17	30	34	29	36
Healthcare BusAdmin MHA/MBA	39	22	28	14	31	27	44	45	40	35
Communication BA	30	31	28	45	40	46	52	41	38	34