

University of Houston-Clear Lake
Office of Institutional Effectiveness

THECB Legislative Budget Board(LBB): Hispanic First Time Transfer and First Time in College Retention Rates

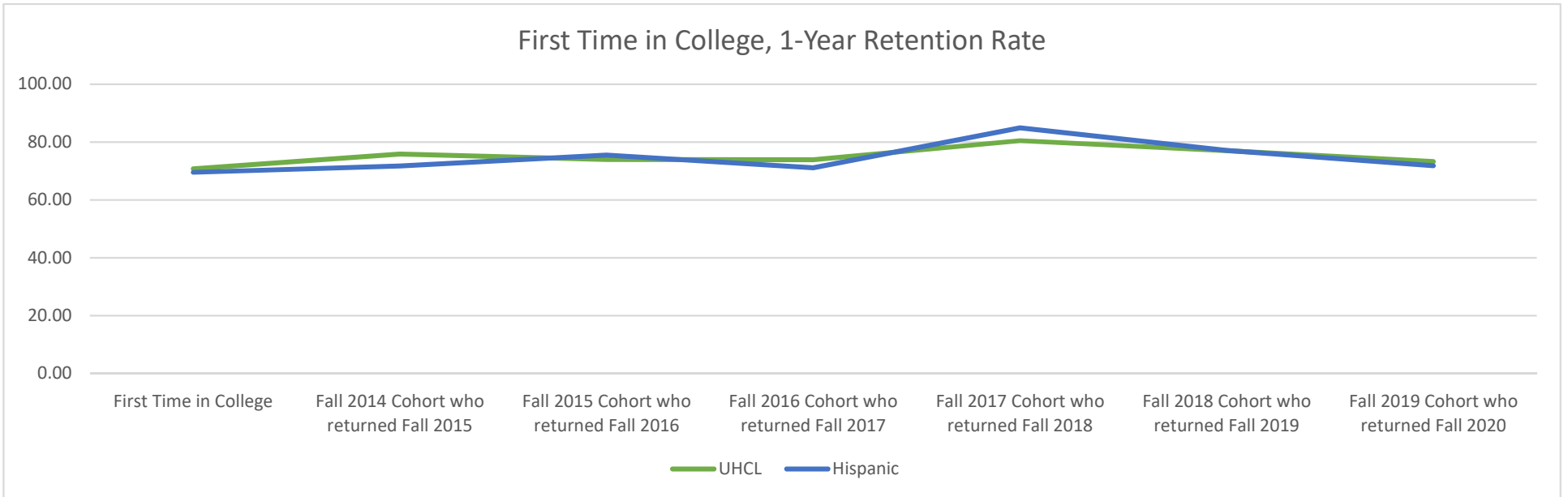
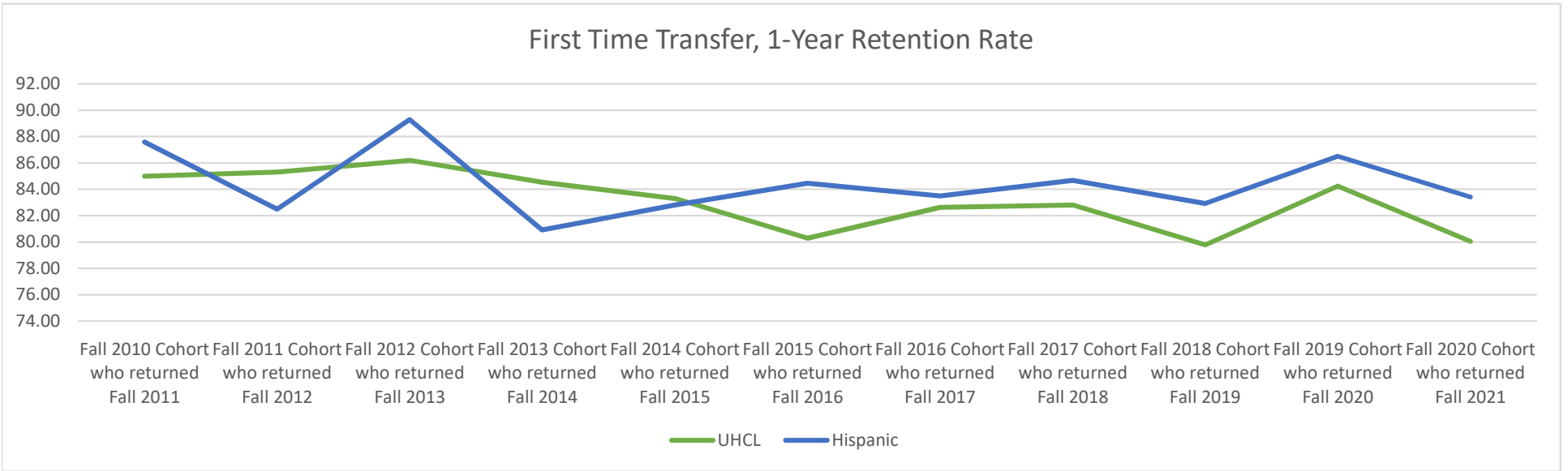
Base Cohort: UGRD, Degree-Seeking, Full-Time, First-Time Transfer/ First Time in College (incl. First-Time from prior Summer who re-enrolled the following Fall)

First Time Transfer	1-Year Retention Rate	
	UHCL	Hispanic
Fall 2010 Cohort who returned Fall 2011	85.00	87.60
Fall 2011 Cohort who returned Fall 2012	85.30	82.50
Fall 2012 Cohort who returned Fall 2013	86.20	89.30
Fall 2013 Cohort who returned Fall 2014	84.55	80.92
Fall 2014 Cohort who returned Fall 2015	83.31	82.81
Fall 2015 Cohort who returned Fall 2016	80.28	84.47
Fall 2016 Cohort who returned Fall 2017	82.63	83.50
Fall 2017 Cohort who returned Fall 2018	82.80	84.68
Fall 2018 Cohort who returned Fall 2019	79.78	82.93
Fall 2019 Cohort who returned Fall 2020	84.25	86.51
Fall 2020 Cohort who returned Fall 2021	80.05	83.43

First Time in College	1-Year Retention Rate	
	UHCL	Hispanic
Fall 2014 Cohort who returned Fall 2015	70.79	69.57
Fall 2015 Cohort who returned Fall 2016	75.88	71.79
Fall 2016 Cohort who returned Fall 2017	74.01	75.51
Fall 2017 Cohort who returned Fall 2018	73.93	71.11
Fall 2018 Cohort who returned Fall 2019	80.49	84.95
Fall 2019 Cohort who returned Fall 2020	77.07	77.12
Fall 2020 Cohort who returned Fall 2021	73.24	71.85

THECB Legislative Budget Board(LBB): Hispanic First Time Transfer and First Time in College Retention Rates

Base Cohort: UGRD, Degree-Seeking, Full-Time, First-Time Transfer/ First Time in College (incl. First-Time from prior Summer who re-enrolled the following Fall)



University of Houston-Clear Lake
Office of Institutional Effectiveness

THECB Legislative Budget Board(LBB): Hispanic First Time Transfer and First Time in College Graduation Rates

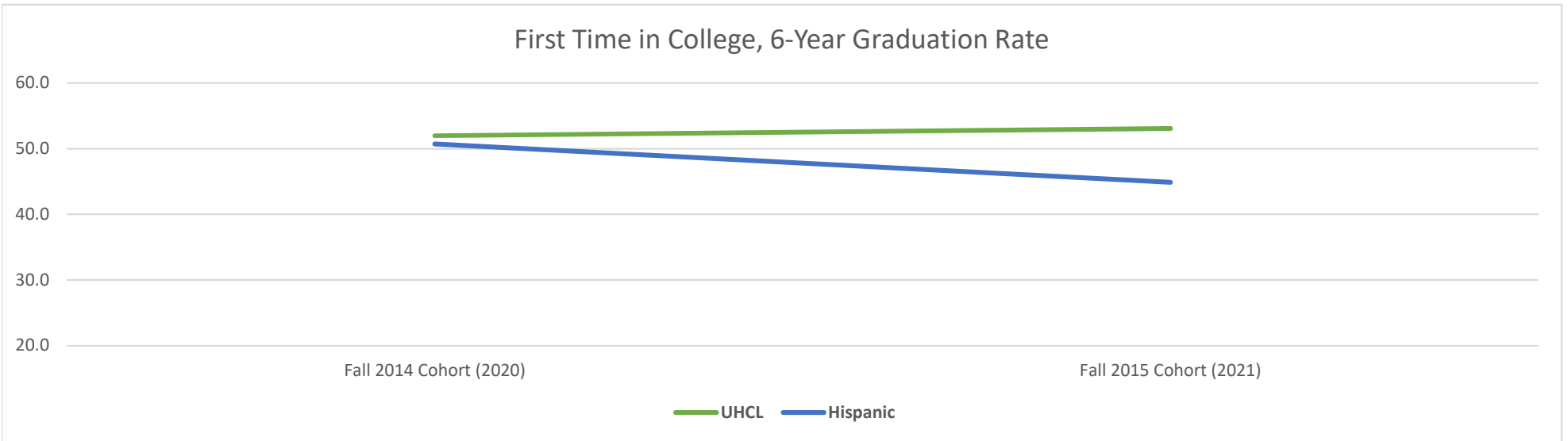
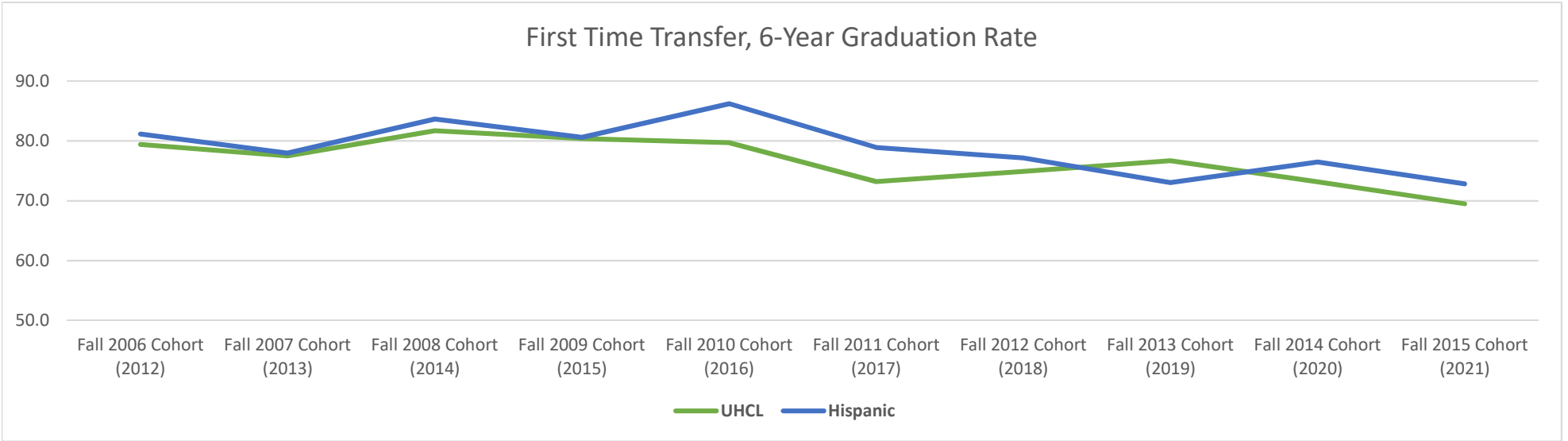
Base Cohort: UGRD, Degree-Seeking, Full-Time, First-Time Transfer/ First Time in College (incl. First-Time from prior Summer who re-enrolled the following Fall)

First Time Transfer	6-year Graduation Rate	
	UHCL	Hispanic
Fall 2006 Cohort (2012)	79.4	81.1
Fall 2007 Cohort (2013)	77.5	78.0
Fall 2008 Cohort (2014)	81.7	83.7
Fall 2009 Cohort (2015)	80.4	80.6
Fall 2010 Cohort (2016)	79.7	86.2
Fall 2011 Cohort (2017)	73.2	78.9
Fall 2012 Cohort (2018)	74.9	77.1
Fall 2013 Cohort (2019)	76.7	73.0
Fall 2014 Cohort (2020)	73.2	76.5
Fall 2015 Cohort (2021)	69.5	72.8

First Time in College	6-year Graduation Rate	
	UHCL	Hispanic
Fall 2010 Cohort (2016)	n/a	n/a
Fall 2011 Cohort (2017)	n/a	n/a
Fall 2012 Cohort (2018)	n/a	n/a
Fall 2013 Cohort (2019)	n/a	n/a
Fall 2014 Cohort (2020)	52.0	50.7
Fall 2015 Cohort (2021)	53.1	44.9

THECB Legislative Budget Board(LBB): Hispanic First Time Transfer and First Time in College Graduation Rates

Base Cohort: UGRD, Degree-Seeking, Full-Time, First-Time Transfer/ First Time in College (incl. First-Time from prior Summer who re-enrolled the following Fall)



University of Houston-Clear Lake
Office of Institutional Effectiveness

THECB Legislative Budget Board(LBB): Hispanic First Time Transfer and First Time in College Graduation Rates

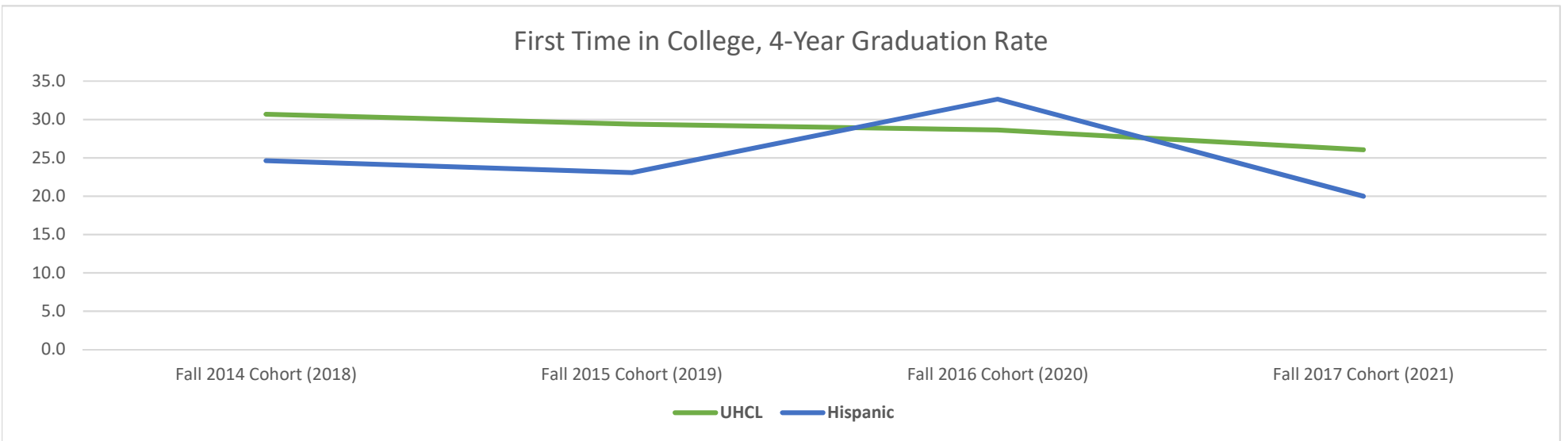
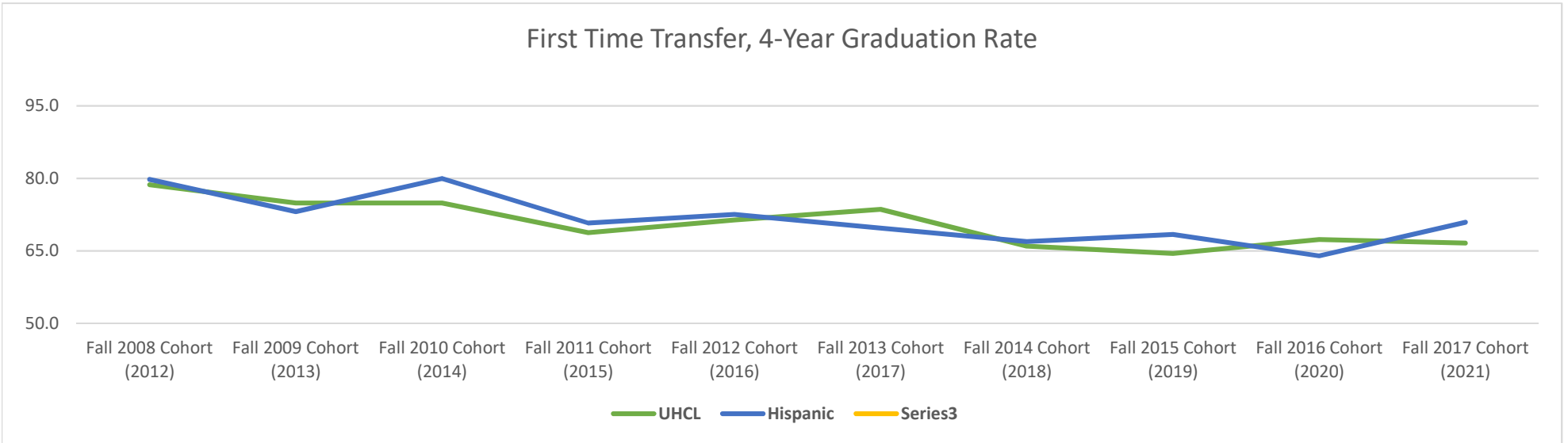
Base Cohort: UGRD, Degree-Seeking, Full-Time, First-Time Transfer/ First Time in College (incl. First-Time from prior Summer who re-enrolled the following Fall)

First Time Transfer	4-year Graduation Rate	
	UHCL	Hispanic
Fall 2008 Cohort (2012)	78.7	79.8
Fall 2009 Cohort (2013)	74.9	73.1
Fall 2010 Cohort (2014)	74.9	80.0
Fall 2011 Cohort (2015)	68.8	70.8
Fall 2012 Cohort (2016)	71.4	72.6
Fall 2013 Cohort (2017)	73.6	69.7
Fall 2014 Cohort (2018)	66.0	67.0
Fall 2015 Cohort (2019)	64.5	68.4
Fall 2016 Cohort (2020)	67.4	64.0
Fall 2017 Cohort (2021)	66.7	71.0

First Time in College	4-year Graduation Rate	
	UHCL	Hispanic
Fall 2012 Cohort (2016)	n/a	n/a
Fall 2013 Cohort (2017)	n/a	n/a
Fall 2014 Cohort (2018)	30.7	24.6
Fall 2015 Cohort (2019)	29.4	23.1
Fall 2016 Cohort (2020)	28.6	32.7
Fall 2017 Cohort (2021)	26.1	20.0

THECB Legislative Budget Board(LBB): Hispanic First Time Transfer and First Time in College Graduation Rates

Base Cohort: UGRD, Degree-Seeking, Full-Time, First-Time Transfer/ First Time in College (incl. First-Time from prior Summer who re-enrolled the following Fall)



University of Houston-Clear Lake
Office of Institutional Effectiveness

THECB Legislative Budget Board(LBB): Hispanic First Time Transfer and First Time in College Graduation Rates

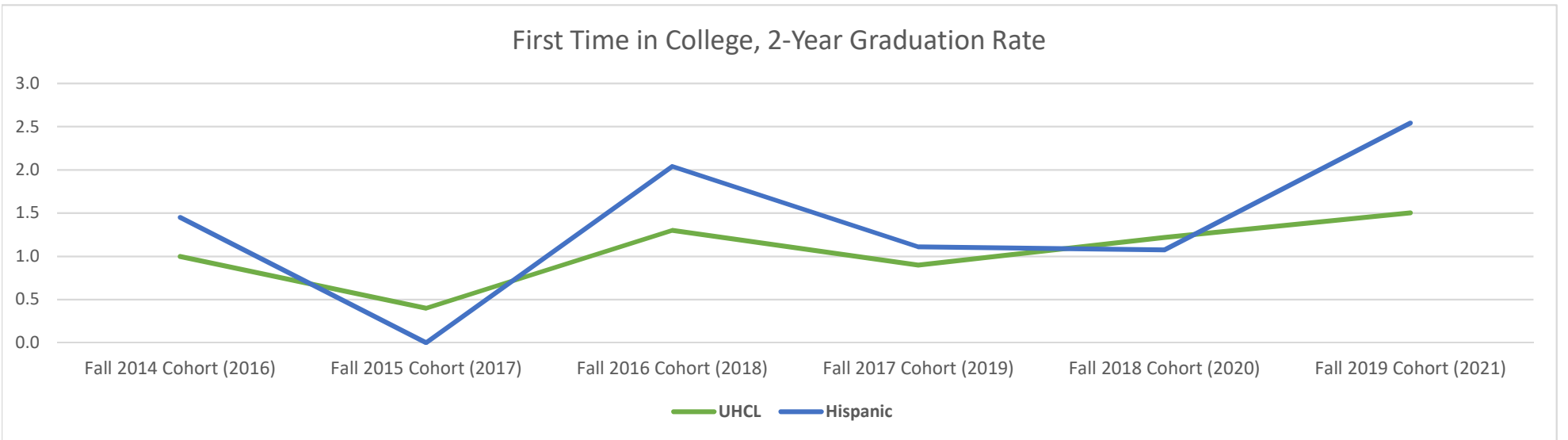
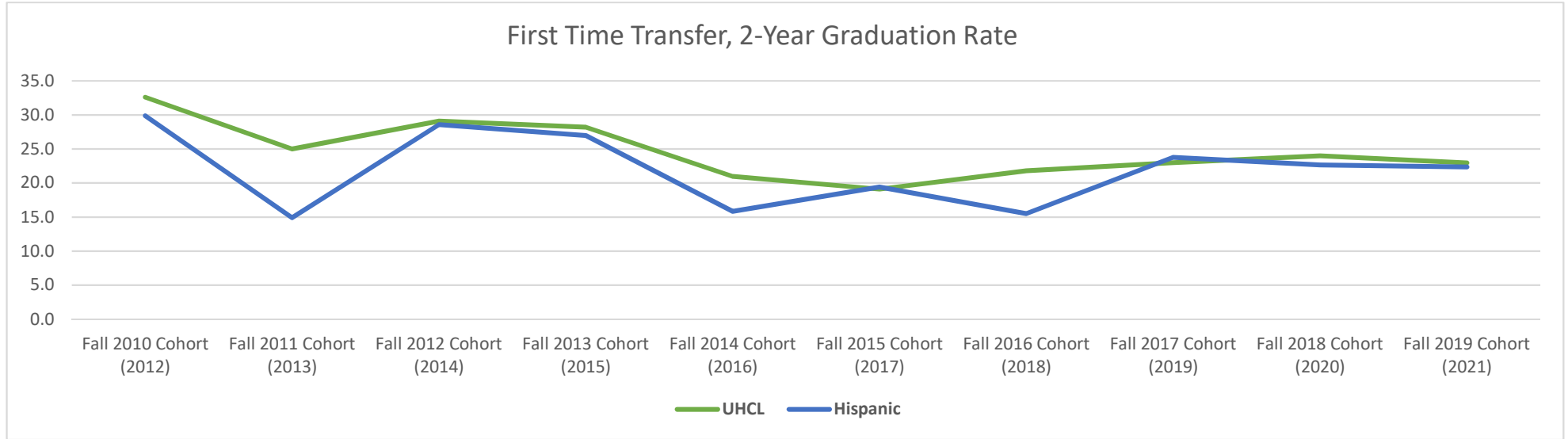
Base Cohort: UGRD, Degree-Seeking, Full-Time, First-Time Transfer/ First Time in College (incl. First-Time from prior Summer who re-enrolled the following Fall)

First Time Transfer	2-year Graduation Rate	
	UHCL	Hispanic
Fall 2010 Cohort (2012)	32.6	29.9
Fall 2011 Cohort (2013)	25.0	14.9
Fall 2012 Cohort (2014)	29.1	28.6
Fall 2013 Cohort (2015)	28.2	27.0
Fall 2014 Cohort (2016)	21.0	15.8
Fall 2015 Cohort (2017)	19.1	19.4
Fall 2016 Cohort (2018)	21.8	15.5
Fall 2017 Cohort (2019)	23.0	23.8
Fall 2018 Cohort (2020)	24.0	22.6
Fall 2019 Cohort (2021)	23.0	22.4

First Time in College	2-year Graduation Rate	
	UHCL	Hispanic
Fall 2014 Cohort (2016)	1.0	1.4
Fall 2015 Cohort (2017)	0.4	0.0
Fall 2016 Cohort (2018)	1.3	2.0
Fall 2017 Cohort (2019)	0.9	1.1
Fall 2018 Cohort (2020)	1.2	1.1
Fall 2019 Cohort (2021)	1.5	2.5

THECB Legislative Budget Board(LBB): Hispanic First Time Transfer and First Time in College Graduation Rates

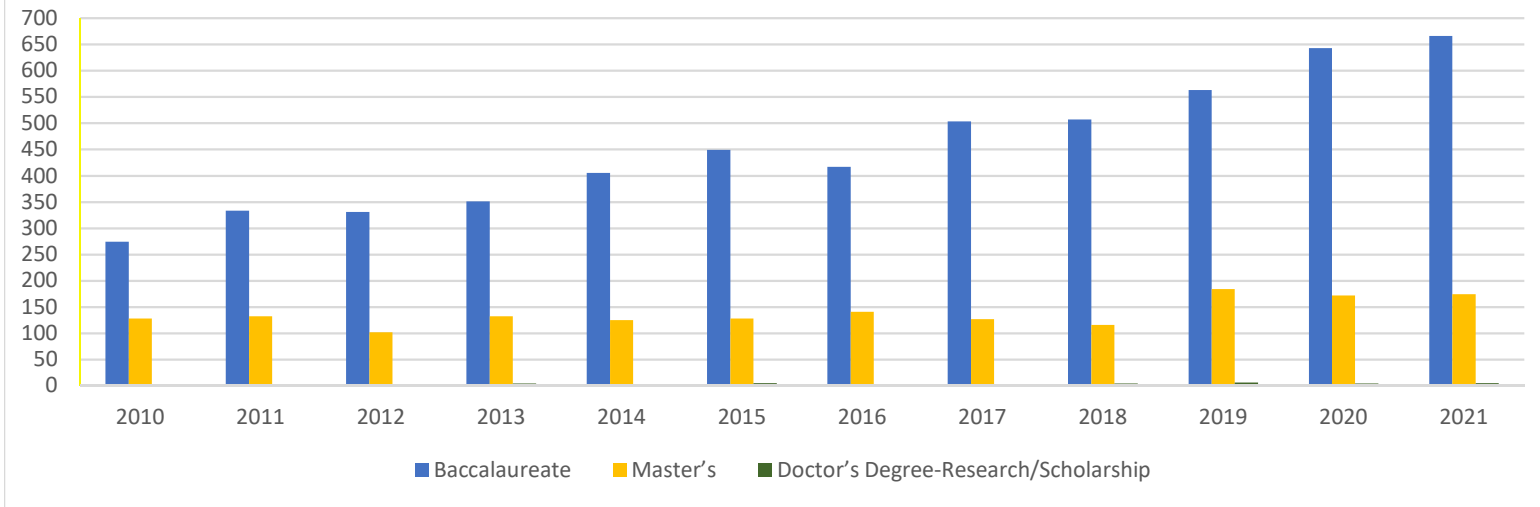
Base Cohort: UGRD, Degree-Seeking, Full-Time, First-Time Transfer/ First Time in College (incl. First-Time from prior Summer who re-enrolled the following Fall)



University of Houston-Clear Lake
Office of Institutional Effectiveness
Hispanic and Non-Hispanic Degrees Conferred

Academic Year	Baccalaureate		Master's		Doctoral Degree- Research/Scholarship		Total Degrees	Percent Hispanic
	Hispanic	Non-Hispanic	Hispanic	Non-Hispanic	Hispanic	Non-Hispanic		
2010	274	852	128	913		3	2,170	18.53
2011	333	866	132	965		9	2,305	20.17
2012	331	920	102	957	2	13	2,325	18.71
2013	351	852	132	982	4	11	2,332	20.88
2014	405	850	125	929	1	8	2,318	22.91
2015	449	849	128	1159	5	18	2,608	22.32
2016	417	877	141	1097	3	10	2,545	22.04
2017	503	822	127	1095	3	14	2,564	24.69
2018	507	913	116	898	4	20	2,458	25.51
2019	563	900	184	715	6	13	2,381	31.63
2020	643	955	172	685	4	20	2,479	33.04
2021	666	958	174	675	5	21	2,499	33.04

Hispanic Degrees Conferred



University of Houston-Clear Lake
Office of Institutional Effectiveness
Hispanic Student Degrees Conferred by Academic Plan

Top 20 Academic Plans listed (sorted descending order by AY 2021)

Academic Plan	AY 2010	AY 2011	AY 2012	AY 2013	AY 2014	AY 2015	AY 2016	AY 2017	AY 2018	AY 2019	AY 2020	AY 2021
Interdisciplinary Studies BS	77	90	84	96	108	106	98	101	104	116	124	120
Psychology BS	22	21	27	20	30	22	28	55	35	49	50	69
Accounting BS	24	35	38	35	34	38	36	34	42	33	60	39
Management BS	13	19	18	20	25	29	18	21	35	24	27	36
Biological Sciences BS	9	7	6	9	10	10	8	20	18	23	32	35
Healthcare Administration BS	4	6	6	7	9	10	21	15	20	28	22	24
Behavioral Science BS	13	10	10	6	5	8	2	8	9	16	15	22
Finance BS	5	12	7	7	10	9	13	12	8	13	14	21
Business Administration MBA	15	14	14	14	7	5	6	2	14	16	27	20
Marketing BS	4	5	10	4	2	5	8	10	17	13	22	20
Criminal Justice and Crimin BS	4	3	7	11	11	14	14	15	12	19	20	17
Fitness & Human Performance BS	14	19	14	12	21	18	15	23	22	29	26	16
General Business BS	5	8	7	7	10	4	13	7	6	7	10	15
Healthcare Administration MHA	1	2		3	5	3	4	3	6	12	11	14
History BA	6	7	10	9	6	6	9	7	8	11	6	14
Social Work BSW	6	4	5	6	3	10	8	7	7	8	6	13
Communication BA	5	10	12	8	9	7	8	18	13	11	22	12
Computer Science BS	1		3	2	1	3	4	7	7	13	4	12
Art and Design BFA	13	6	1	9	11	9	6	14	8	9	8	11
General Business BS Online				1		5	1	2	5	9	7	11