



University of Houston Clear Lake

FY2024 Executive Summary

Table of Contents

Board Presentation – FY 2024 Annual Plan	3
UHCL Mission Statement	4
UHCL Strategic Planning.....	4
UHCL Planning Process.....	5
University of Houston Clear Lake FY 2024 Budget – Reallocations and Reductions	6
FY 2024 Budget Initiatives.....	8
Priority 1. Investment of Resources in FY 2024 Initiatives	9
Priority 2. Academic and Research Excellence/National Competitiveness	9
Priority 3. University Infrastructure and Administration	11
Priority 4. Community Advancement.....	13
FY23 & FY24 Operating Budget Sources and Uses Pie Chart	15
Revenues FY2020-FY2024	16
Expenditures FY2020-FY2024	17
FY 2024 Operating Budget Expenditures by Function	18
Appendix A – Allocation of New FY 2024 Resources (with notes).....	19
Appendix B – Allocation of FY 2024 HEAF (with notes)	20
Table 1 – Sources & Uses	21
Table 2 – Current Operating Funds.....	22
Table 4 – Capital Projects.....	24
Table 7-A – Allocation of Student Service Fees	25
Table 7-B – Allocation of University Center Fee	26
Table 7-C – Allocation of Recreation & Wellness Fee	26
Workload Policy for Faculty FY 2024 Budget	27
(6.1) Workload Policy for Faculty.....	28
(4.0) Course-Load Equivalencies	28
(5.0) Flexible Teaching Assignments	29
(6.0) Course Releases	29
(6.2) Faculty Office Hours	30
(6.3) Intercollege Teaching Policy	30
FY 2024 Operating Budget Detail.....	31

2023-2024 Operating Budget - All UHCL Departments.....	32
All Funds – Sources	32
All Funds- Uses by Department.....	33
Education & General Funds - Uses.....	39
Designated Funds - Uses	43
Auxiliary Funds – Uses	49
Restricted Funds - Uses.....	50
Contract & Grant Funds - Uses	51
Table E Report for All Fund Groups for Fiscal Year 2024	52
Table E Report for Education & General Funds for Fiscal Year 2024.....	53
Table E Report for Designated Funds for Fiscal Year 2024	54
Table E Report for Auxiliary Funds for Fiscal Year 2024	55
Table E Report for Restricted Funds for Fiscal Year 2024.....	56
Expense Budget by Budget Node Category	57
All Funds for Fiscal Year 2024	58
Education & General Funds for Fiscal Year 2024	59
Designated Funds for Fiscal Year 2024	60
Auxiliary Funds for Fiscal Year 2024	61
Restricted Funds for Fiscal Year 2024	62
FY24 Sources Audit Report by Cost Center – All Funds	63
FY24 Uses Audit Report by Cost Center – All Funds	79

University of Houston Clear Lake

FY2024 Annual Plan Presentation

Approved by Board of Regents

August 23, 2023

UHCL Mission Statement

“The University of Houston-Clear Lake places its highest priority on serving a diverse body of students in every aspect of their university experience. UHCL’s teacher scholars provide high quality, student-centered undergraduate and graduate programs that prepare students to thrive in a competitive workplace and to make meaningful contributions to their communities. UHCL fosters critical thinking and lifelong learning through a strong legacy of vibrant community partnerships complementing its historical focus on teaching, research, creative activity, and service.”

UHCL Strategic Planning

UHCL has developed 15 Strategic Objectives and supporting Strategic Initiatives as it executes the Strategic Plan developed over the past few years. The overarching delivery of our Strategic Plan is how it will impact our students and truly deliver the ***UHCL Impact***:

- We **transform** student lives through experiential learning and workforce readiness, using highly credentialed faculty with real-world experience, focusing upon diverse communities, first-generation students, and lifelong learners.
- We **translate** knowledge to actionable solutions and interventions by generating and applying research and discovery learning through multidisciplinary approaches to solve crucial social and scientific problems.
- We **transcend** boundaries to collaborate across industry and community partnerships to develop our economy, our educational systems, our physical and social ecology, and our quality of life.

UHCL opened the new Science, Technology, Engineering, and Mathematics Classroom (STEM) building at the start of AY2018-2019. This new academic building supports, among other programs, the new Mechanical Engineering program. That progress has already doubled enrollment projections and is a part of the significant growth in undergraduate enrollment UHCL is experiencing in the science and technology fields. Also opened in AY2018-19 was the new Recreation and Wellness Center. That building supports growing academic fields in Exercise and Health Sciences, and Fitness and Human Performance, as well as providing a critical student engagement and interaction facility. The growth in these academic areas has also generated significant community engagement and has opened the opportunity for a new Health and Human Performance Institute that will generate significant community engagement and experiential opportunities for our students. UHCL opened the new Health Sciences and Classroom Building, enabling the growth in critical health science and expansion of our Center for Autism and Developmental Disabilities Program to Pearland and the growth of our Nursing program, essential to serving the growing needs of our community, as well as programming and the strengthening of our 2+2 and the Houston Guided Pathways to Success (GPS) partnership with Alvin Community College. This partnership is essential to the success of our students and continues to drive undergraduate enrollment growth for UHCL. Finally, UHCL has negotiated and will soon open new spaces for our Healthcare Administration program to be located within the Texas Medical Center where this regionally and nationally noted program supports a rapidly growing and in demand need. All of these actions continue to contribute to a vibrant campus that is positioned to grow and serve our surrounding community.

UHCL Planning Process

The planning process at UHCL includes strategic planning, collaboration between the divisions of Academic Affairs, Student Affairs, Strategic Enrollment Management, Business Affairs, and University Advancement, as well as budgeting, implementation, and assessment of outcomes. A 2019 internal audit from the University of Houston System noted the integration and effectiveness of the planning and budgeting process at UHCL.

Faculty, staff, and students are involved in the planning process through the Planning and Budget Committee (PBC) and the University Council (UC). Both are integral components of the UHCL Shared Governance structure. UHCL's Senior Vice President for Academic Affairs and Provost, Vice President for Student Affairs, Vice President for Strategic Enrollment Management, Vice President for University Advancement and Vice President for Administration and Finance, as well as the Pearland AVP and Chief Operating Officer develop the university's prioritized initiatives for funding which are then presented to the campus in recorded presentations where each Division Head connected those prioritized initiatives to the University's 15 Strategic Objectives and related Strategic Initiatives. That list was then presented to PBC for comment and feedback before being presented to the University Council for final consultation. Following this consultation, the President, in consultation with members of Core Leadership and the recommendations from Shared Governance, approved final funded priorities and communicated that to the campus.

The university's Strategic Objectives and the University of Houston System's strategic priorities provide the impetus and direction for our planning and budgetary expenditures. Working in conjunction, our offices of Planning and Budget, Strategic Enrollment Management, and the Office of Institutional Effectiveness provide aligned measures that assess our progress and guide decisions. Among these measures are standardized metrics, portfolios, and periodic reports from each college and department. Senior leadership uses those data sets to inform decisions that will benefit the campus in its efforts to become more effective in meeting our goals and delivering on our mission.

As we enter a new Biennium, increases to State support through the formula funding are more than offset by current enrollment declines directly stemming from the Pandemic. The decline in enrollment at our region's Community Colleges, has challenged enrollment and it is requiring reinvestment to restart that pathway. Simultaneously, graduate enrollment has continued to be challenging as both the national and regional trend of declining enrollment in graduate programs is experienced on our campus as well. Post Pandemic, there has been a moderate upturn as our international enrollment has seen significant gains in the prior year, but then experienced a slight drop in the current year. Leaving it unclear if it was the result of pent up demand or a sustainable change. Challenges to our non-formula funding continues to have adverse effects on critical initiatives and programs that support our campus and community partnerships. UHCL Leadership is being prudent to ensure that funding of initiatives is connected to performance metrics, investment in infrastructure, and both strategic and operational reserves are preserved as we conduct our planning processes.

The major priorities to be addressed in Fiscal Year 2024 are (1) Student Access and Success, (2) Academic and Research Excellence/National Competitiveness, (3) University Infrastructure and

Administration, and (4) Community Advancement. The following section will provide an overview of UHCL’s priorities and initiatives for FY 2022. The major priorities include:

- Student Access and Success \$ 8,481,328
 - Financial Aid
 - Student Recruitment, Retention and Success
 - Enhanced Student Support Services

- Academic and Research Excellence, National Competitiveness \$ 3,929,444
 - Faculty Recruitment, Retention and Expansion
 - Federal and State Research Support

- University Infrastructure and Administration \$ 2,141,643
 - Insurance and Risk Mitigation
 - Recruit and Retain Highly Qualified Staff
 - Operations and Administration Support
 - Campus Security, IT and Infrastructure

- Community Advancement \$ --
 - No new funds are being identified for Community Advancement

University of Houston Clear Lake

FY 2024 Budget – Reallocations and Reductions

The FY2024 budget represents the beginning of the 88th Legislature for the 2024-2025 biennium. As the Spring 2020 semester commenced the nation was facing the threat of the Covid19 Virus. The nationwide pandemic has had a very significant impact upon our institution, but even more so, upon our students. The 5% cut to FY20-FY21 general revenue appropriations that totaled \$2.9 Million has yet to be restored and while State Appropriations for Higher Education have increased for the coming biennium, the loss of enrollment has had an even greater impact in the opposite direction. At the same time, recovery inflation has driven up costs significantly for both labor and materials. To ease this pressure on our students, UHCL is not increasing tuition or academic fees for FY2024 or FY2025, on the heels of no increases for FY2023. The FY24 identified reallocations and reductions are intentionally minor, as the focus remains on the execution of the University’s strategic plan and the path established. However, just as is being done in the FY2023 execution of the budget, where savings are identified throughout the year and aligned to emerging needs, this will be the tactic pursued for the FY2024 budget, incentivizing units to identify and retain savings to address emerging needs within their own budget.

REALLOCATIONS

Base funded items were identified that could be shifted to decentralized funding sources to assist with the funding of initiatives.

DESCRIPTION	AMOUNT	EXPLANATION
DEPARTMENT REDUCTION	(\$ 301,913)	Closure of the Diplomacy Institute
TOTAL REDUCTION		A-B

TOTAL REALLOCATIONS/REDUCTIONS (\$ 301,913) **App A-B**

Priority 1. Student Success

Context

In fall 2014, UHCL transitioned from upper-level to a four-year university. In our ninth year as a four-year university, Fall 2022, UHCL enrolled 354 first-time-in-college (FTIC) students and 1,084 transfer students. Our FTIC students came from over 80 high schools with an average grade point above 2.50 and our transfer students had a mean transfer GPA above 3.0. The headcount number was a decline from the previous Fall Semester, 335/1378 respectively, with the decline coming fully from transfer students from Community College partners. This decline was a first year of decline for total students, due to the challenges stemming from the Pandemic, and the end of Pandemic support for students as well as a slight decline in new international students, as well as good graduation rates of students who were able to persist. This decline is consistent with national evidence of the impact of the Covid19 Pandemic on higher education enrollment and within Texas. While there is evidence that the impact of the Pandemic is diminishing, enrollment is projected to be challenged in the near term with continued low enrollment in the community colleges in prior years as well as new competition for students. Despite this, Fall 2022's new student cohort represented a return to the steady, but modest, growth in FTIC students as well as an upward trend of expanding the breadth of where new students came from and their entrance scores for the University. Of the 354 FTICs, 56% were female, 44% were male and their enrollment status was 82% full-time and 18% part-time students. For undergraduate students, the top majors were biological science, mechanical engineering, psychology, criminal justice & criminology, and computer science. Our retention rate for FTIC freshmen remained strong as did our retention rate for First Time Transfer Students, both continuing to contribute to overall growth in undergraduate enrollment. For fall 2022, UHCL served a total of 8,562 students, compared to 9,279 in fall 2021 this represented a decline of over 700 students and is an 8.4% decline over our highpoint in Fall 2019. It is important to note that the decline in Semester Credit Hours (SCH) was less than the headcount decline, as UHCL continued to have success in more students attending full time. This success compounds recruitment challenges, as success with retention and progression resulted in UHCL's largest graduating class ever in the Spring of 2023. The longer trend of increased enrollment at the undergraduate level is expected to continue due primarily to the demographics of our recruiting region. However, the task of turning the decline in graduate students remains a

challenge. Fall 2022 saw declined enrollment at the graduate level with an 11% decline, marking a reversal of the recent recovery trend of increases for graduate students. Enrollment of international students, even with a slight dip from the prior year, was still a bright spot with continued enrollment approaching pre-pandemic levels. UHCL experienced 5% growth in international students, with all of the growth being graduate students. This represents the 2nd year of strong enrollment for international students following the pandemic. It is still early to determine if this will be sustained growth or pent up demand, but the campus continues to implement processes to drive a return to enrollment growth as we address the new landscape.

Recently introduced new programs continue to show growth and contributes to the success of undergraduate enrollment in the STEM fields. UHCL continues to partner with Alvin Community College (ACC) as they offer lower-level courses at UHCL Pearland, furthering our commitment to successful pathways for the students of our region. However, as ACC has struggled both during and post Pandemic, enrollment at Pearland has also struggled. The introduction of three new academic buildings (one at Pearland and two at Clear Lake) continues to support student access and has contributed to our enrollment pre-Pandemic, and will be critical as we rebuild enrollment. As stated earlier, UHCL also continues to reduce the average years to degree and average credit hours to degree, seeing steady declines in both since 2015, contributing significantly to lowering the overall cost of attaining a degree.

Finally, the creation of the newly formed division of Strategic Enrollment Management, and the arrival of the Vice President for Strategic Enrollment Management, will ensure greater collaboration and focus of effort as we collectively support the operations of strategic enrollment planning, targeted student support, and deliberate retention initiatives across our campus.

FY2024 Budget Initiatives

- Financial Aid – New Resources \$ 1,124,301 *App A-C*
 A portion of the Comprehensive Regional University funding, designed to support at risk students and the Success Through Education Program (STEP).
- Federal and State Financial Aid – New Resources \$ 5,224,534 *App A-C*
 Increased federal and state financial aid support
- Gifts & Endowments – New Resources \$ 473,581 *App A-C*
- Student Recruitment, Retention and Success – New Resources \$ 831,538 *App A-C*

This initiative includes necessary staff support for UHCL’s continuation of the Student Success Initiative and market/merit adjustments for administrative and classified staff critical to support all students. This is funded primarily from the Comprehensive Regional University (CRU) program with support funding for At-Risk student success.

- Enhanced Student Support Services – New Resources \$ 827,374 *App A-C*

This initiative includes merit and market adjustments necessary staff support for UHCL’s administrative and classified staff critical to support all students and positions to support UHCL’s QEP initiative.
- STEM Classroom Building Debt Service – HEAF \$ 704,223 *App B*

HEAF has supplemented the state TRB allocation to increase the building by 18,000 square feet. These funds provided additional teaching labs for chemistry, mechanical engineering and a 120-seat auditorium style classroom.
- Recreation and Wellness Center Debt Service – HEAF \$ 767,662 *App B*

HEAF has funded approximately 23,000 square feet for the Exercise and Health Sciences program including labs, classrooms, and faculty offices.
- Instructional Support – HEAF \$ 1,679,610 *App B*

Classroom and Lab instructional technology at UHCL’s campuses will be enhanced in FY 2024. Computers in our open labs, teaching labs, and classrooms will be upgraded on a four-year cycle while classroom projection technology is on an eight-year upgrade cycle. This also includes the annual payment for capital lease/purchase of the facility built by the City of Pearland and leased by UHCL.

Priority 1. Investment of Resources in FY2024 Initiatives

	NEW RESOURCES	HEAF	TOTAL
FINANCIAL AID	\$ 1,124,301		\$ 1,124,301
FEDERAL & STATE FINANCIAL AID	5,224,534		5,224,534
GIFTS & ENDOWMENTS	473,581		473,581
RECRUITMENT, RETENTION & SUCCESS	831,538		831,538
ENHANCED STUDENT SUPPORT SERVICES	827,374		827,374
DEBT SERVICE – ACADEMIC INFRA.		704,223	704,223
DEBT SERVICE – OTH E&G		767,662	767,662
INSTRUCTIONAL SUPPORT		1,679,610	1,679,610
SUBTOTAL	\$ 8,481,328	\$ 3,151,495	\$11,632,832

Priority 2. National Competitiveness

Context

UHCL continues to focus on the delivery of high-quality educational programs which meet the needs of our students, employers, and community. One external indication of the quality of academic programs is the type of accreditation achieved by the program. UHCL’s academic programs are currently accredited by the Association to Advance Collegiate Schools of Business (AACSB), the Accreditation Board for Engineering and Technology (ABET), the Council for the

Accreditation of Education Preparation (CAEP), the State Board of Educator Certification (SBEC), the American Psychological Association (APA), the National Association of School Psychologists (NASP), the Council on Social Work Education (CSWE), the Accreditation Commission for Education in Nursing (ACEN), the Behavior Analysis Accreditation Board (BAAB), the Human Factors and Ergonomics Society (HFES), and the American Chemical Society (ACS). UHCL currently has 32 specialized accredited programs. In 2020, UHCL advanced eighteen places tying for 43st among the 140 colleges and universities considered as the Best Regional Universities in the West by U.S. News and World Report and in 2023, UHCL left the ranks of Regional Universities, and is now unranked among National Universities but is focusing our efforts to now move up and into the ranked list. This new categorization will bring new challenges as the University strives to move up in the rankings to demonstrate increased national competitiveness. UHCL earned a spot on the Best Undergraduate Engineering Programs list and Best Undergraduate Business Programs list. In 2018, Washington Monthly ranked UHCL 5th nationally as the “Best Bang for the Buck” among Colleges in the south.

UHCL continues to demonstrate applied research excellence in several areas. The Center for Autism and Developmental Disabilities (CADD) provides not only important services to families in the Houston-Galveston area but continues to receive extramural support from state and federal agencies. These funds support both the education and training of future health care providers and enable CADD faculty to continue to generate peer reviewed scholarship. The university also received external funding to support mental health first aid training in the community, in recognition of the strong academic and staff support that UHCL possesses in several related counseling fields. These represent just two examples of how UHCL faculty continue to generate new knowledge and thereby enhance the university’s research excellence. These rankings and demonstrated programming reflect UHCL's ongoing commitment to offering outstanding, affordable educational opportunities to its students and the broader Houston-Galveston community and will serve as the foundation as we dedicate our efforts to this new National classification.

FY2024 Budget Initiatives

- Faculty Recruitment, Retention & Expansion – New Resources \$ 964,035 *App A-C*
Supports parity, promotion and faculty merit increases and faculty promotions.
- Federal and State Research Support – New Resources \$ 2,965,409 *App A-C*
- Teaching and Research Resources – HEAF \$ 1,931,283 *App B*

In our continuing commitment to enhance teaching and research resources, these funds are used to support the maintenance of eBooks and electronic journals in the library and to support faculty and staff in the four colleges. This supports the replacement and upgrade of faculty and staff desktop computers on a four-year cycle as well as critical infrastructure.

Priority 2. Investment of Resources in FY2024 Initiatives

	NEW RESOURCES	HEAF	TOTAL
FACULTY RECRUITMENT, RETENTION & EXPANSION	\$ 964,035		\$ 964,035
FEDERAL & STATE RESEARCH SUPPORT	2,965,409		2,965,409
DEBT SVC – RESEARCH LAB INFR		1,931,283	1,931,283
SUBTOTAL	\$ 3,929,444	\$ 1,931,283	\$ 5,860,727

Priority 3. University Infrastructure and Administration

Context

A key priority for UHCL is to provide an operationally efficient and safe physical environment to adequately support the successful achievement of the University’s mission. This provides an environment that is conducive to learning, teaching, research, service to students and community, and support to faculty, staff and alumni.

UHCL consistently maintains a Facility Condition Index Number (FCIN = Deferred Maintenance/Current Replacement Value) of 1% or less by aggressively identifying and completing planned maintenance and capital renewal projects each year to prevent accumulating deferred maintenance. Our path to maintaining such a low score is through regular building assessments, with the most current full campus assessment having just been completed in FY2023. This assessment will drive our prioritized work for the next biennium and beyond. In addition to that, the University completed a mid-cycle review of the 10-year master plan, now 5 years old, with an in-depth review in our Shared Governance committees this year, gaining valuable insight into how the assumptions of the Master plan have aligned with the Strategic Plan and Facilities Management and Operations of the Campus since its adoption. The completion of a \$3 Million investment in an Energy Savings Performance Contract will generate savings to further support and address the campuses deferred maintenance needs. The University is also in the process of relocating its Healthcare Administration operations in the Texas Medical Center, which supports the growing need for professional healthcare administration in a key strategic location where the University has created a regionally and nationally noted program. On a more detailed level, upgrades were made to the campus central cooling and heating systems, the Newman library opened following an extensive renovation, and the renovated Enrollment Services Center is set to open in August 2023 following a six-month facelift and operational improvement project. To support our professional development goals in the strategic plan, new staff training facilities were created and new student tutoring spaces to support and expand the Math Lab were created. To support our students, staff, and faculty, the Patio Café completed phase III of the ongoing upgrade and expansion project that still has more phases to go with new furniture and is about to receive an upgraded main service line that will lower food and labor costs and provide greater variety and options for our students. Finally, enhanced safety and security were addressed across the campus with limited upgrades to camera security, assess, and fire safety were all installed or completed along with elevator maintenance and upgrading were also completed.

FY2024 Budget Initiatives

- Insurance and risk mitigation - New Resources \$ 242,629 *App A-C*

This initiative includes necessary support for UHCL’s programs designed to identify and mitigate institutional risk.

- Recruitment & retention of highly qualified staff - New Resources \$ 552,242 *App A-C*

This initiative is primarily merit/market adjustments for administrative and classified staff critical to support University Infrastructure and Administration.

- Operations and Administration Support - New Resources \$ 293,357 *App A-C*

This initiative includes positions to support the University’s marketing and communication efforts and support for oversight of the University’s policy process.

- Campus Security, IT, and Infrastructure – New Resources \$1,053,415 *App A-C*

This initiative includes increased operations costs at UHCL’s TMC location as well as IT related cost increases for ongoing support operations.

- Campus Security, IT and Infrastructure – HEAF \$ 1,256,771 *App B*

These funds fund the UHCL Campus Public Safety building and infrastructure. This supports the replacement and upgrade of faculty and staff desktop computers on a four-year cycle.

- Annual Deferred Maintenance & Life Safety – HEAF \$ 1,619,588 *App B*

UHCL will continue working on projects from our 5-year plan to maintain a low Facility Condition Index Number. Projects planned include the continuation of many of the initiatives listed above such as classroom upgrade/replacement, LED and other energy reduction initiatives, ceiling tile replacement, campus wayfinding, upgrading chiller maintenance solutions, space utilization management software, and control replacement initiatives.

Priority 3. Investment of Resources in FY2024 Initiatives

	NEW RESOURCES	HEAF	TOTAL
TUITION REVENUE BOND DEBT SVCS	\$ -		\$ -
INSURANCE AND RISK MITIGATION	242,629		242,629
RECRUIT/RETAIN HIGHLY QUAL STAFF	552,242		552,242
OPERATIONS AND ADMIN SUPPOST	293,357		293,357
CAMPUS SECURITY, IT & INFRASTRUCT	1,053,415	1,256,771	2,310,186
ANNUAL DEF MAIN & LIFE SAFETY		1,619,588	1,619,588
SUBTOTAL	\$2,141,643	\$ 2,876,359	\$ 5,018,002

Priority 4. Community Advancement

Context

University of Houston-Clear Lake’s Mission Statement emphasizes the importance of the university being both partnership oriented and community minded. Because of UHCL’s continued commitment to community service and outreach, UHCL was named to the President’s Higher Education Community Service Honor Roll by the Corporation for National and Community Service for a fifth consecutive year. UHCL’s community advancement is implemented via the university’s various centers and institutes including the Center for Autism and Developmental Disabilities (CADD), the Environmental Institute of Houston (EIH), the Art School for Children and Young Adults (ACSYA), the Center for Educational Programs (CEP), the Psychological Services Clinic (PSC), the Cyber Security Institute (CSI), the Center for Executive Education (CEE), the Institute for Human and Planetary Sustainability (IHaPS) the Health and Human Performance Institute (HHPI) and the Center for Workplace Consulting (CWC).

In FY 2022, UHCL dedicated significant additional resources with focus on community education and engagement opportunities at Pearland reconnecting with our communities on both Clear Lake and Pearland through our Campus Ambassador program. As such, within limited resources for additional allocation, no new resources are identified for FY2023.

FY 2024 Budget Initiatives

- While the University is maintaining fully its current resources dedicated to success in this priority, but due to minimal projected enrollment increases and no tuition rate increases, no additional resources were available for allocation to this priority.

Priority 4. Investment of Resources in FY 2024 Initiatives

	NEW RESOURCES	HEAF	TOTAL
COMMUNITY EDUCATION/ENGAGE CLUTURAL ACTIVITIES	\$ -		\$ -
REGIONAL COLLABORATION/PARTNERSHIPS	-		-
SUBTOTAL	\$ -		\$ -

University of Houston Clear Lake

FY2024 Budget Presentation

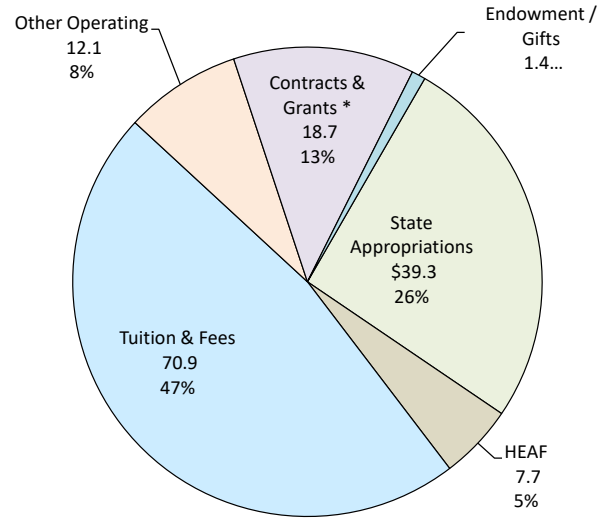
Approved by Board of Regents

August 23, 2023

UH-Clear Lake Budget

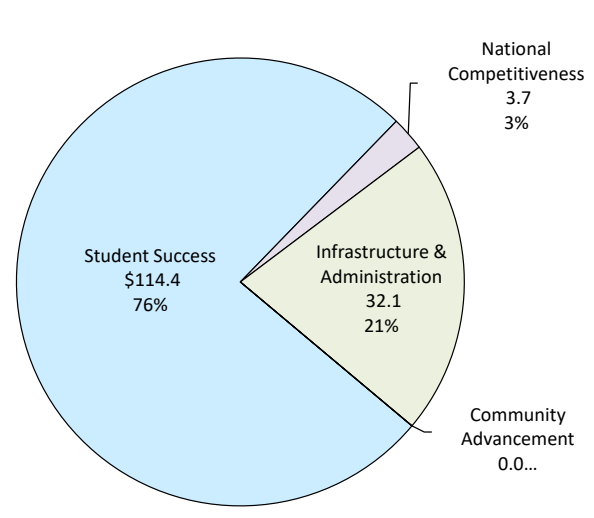
FY2023

Operating Budget Source of Funds



* Includes Federal Financial Aid Total \$150.2 Million

Operating Budget Use of Funds

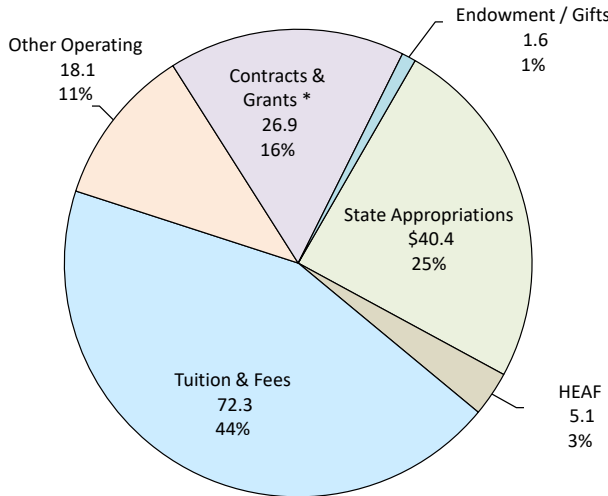


Total \$150.2 Million

Total Budget	
	\$ Millions
Operating Budget	\$ 150.2
Capital Facilities	24.2
Total	\$ 174.4

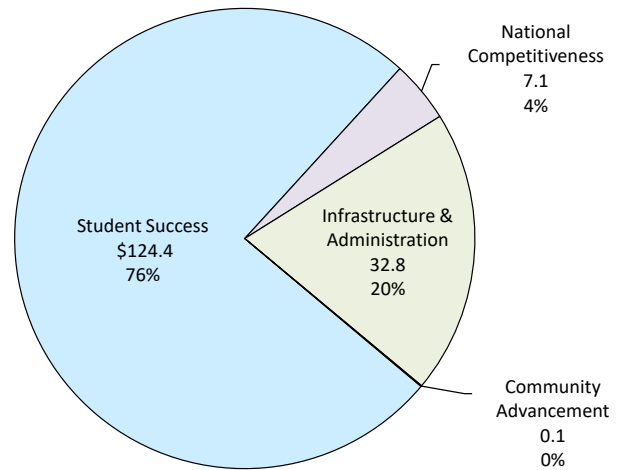
FY2024

Operating Budget Source of Funds



* Includes Federal Financial Aid Total \$164.4 Million

Operating Budget Use of Funds



Total \$164.4 Million

Total Budget	
	\$ Millions
Operating Budget	\$ 164.4
Capital Facilities	33.6
Total	\$ 198.0

UH-Clear Lake Operating Budget

Revenues FY2020-2024

\$ in Millions

	2020 Actual	2021 Actual	2022 Actual	2023 Budgeted	2024 Proposed
State Appropriations	36.7	35.1	40.3	39.3	40.4
HEAF/National Research University Fund	8.0	7.7	7.7	7.7	8.0
Tuition & Fees	76.6	76.4	79.2	78.8	72.3
Other Operating	5.0	3.5	3.8	3.9	15.3
Contracts & Grants	25.2	42.3	36.0	18.8	26.9
Endowment Income / Gifts	2.0	2.2	1.6	1.7	1.7
Total	153.5	167.2	168.7	150.2	164.4

UH-Clear Lake Operating Budget

Expenditures FY2020-2024

\$ in Millions

	2020	2021	2022	2023	2024
	Actual	Actual	Actual	Budgeted	Proposed
Student Success	107.7	131.9	132.0	114.4	124.4
National Competitiveness	1.7	2.1	2.3	3.7	7.2
Infrastructure & Administration	31.1	30.6	32.7	32.1	32.8
Community Advancement	.035	.068	.270	.010	.015
Total	140.5	164.7	167.3	150.2	164.4

University of Houston-Clear Lake
FY 2024 Operating Budget Expenditures by Function

Expenditure Budget	Instruction	Research	Academic Support	Subtotal	Public Service	Student Services	Institutional Support	Physical Plant	Scholarships & Fellowships	Auxiliary Enterprises	FY 2024 Total	FY 2023 Total
Cost of Goods Sold	\$ -	\$ -	\$ -	\$ -	\$ -	\$ -	\$ 394,354	\$ 5,000	\$ -	\$ 7,010	\$ 406,364	\$ 369,000
Tenure Track Faculty	24,940,740	-	73,508	25,014,248	-	-	-	-	-	-	25,014,248	24,696,402
Non-Tenure Track Faculty	3,747,486	-	-	3,747,486	-	-	-	-	-	-	3,747,486	3,499,337
Adjunct Faculty	1,511,756	-	29,241	1,540,997	-	-	-	-	-	-	1,540,997	1,125,308
Graduate Assistant	769,718	-	76,000	845,718	-	25,000	30,000	-	-	22,600	923,318	988,474
Exempt Staff	982,580	2,967,650	11,192,531	15,142,761	-	3,635,393	9,442,997	1,472,942	-	3,394,342	33,088,435	29,268,956
Non-Exempt Staff	362,702	60,683	2,680,976	3,104,361	-	1,437,294	1,240,402	3,784,826	-	452,794	10,019,677	9,661,343
Student Employees	82,638	400,000	730,746	1,213,384	-	341,885	254,334	-	41,714	794,965	2,646,282	2,515,432
Summer Instruction Salaries	1,590,232	-	-	1,590,232	-	-	-	-	-	-	1,590,232	1,707,883
Benefits	9,242,913	622,255	3,521,980	13,387,148	-	1,339,170	2,259,330	1,084,547	-	1,093,682	19,163,877	18,555,489
Subtotal	43,230,765	4,050,588	18,304,982	65,586,335	-	6,778,742	13,227,063	6,342,315	41,714	5,758,383	97,734,552	92,018,624
Capital	-	-	2,750,757	2,750,757	-	100,000	317,745	20,000	-	-	3,188,502	3,150,859
M&O	2,469,573	2,915,048	5,418,345	10,802,966	10,000	1,924,336	6,519,372	1,894,915	-	1,908,112	23,059,701	20,037,573
Travel & Business Expense	117,691	199,579	377,281	694,551	5,000	143,820	186,200	20,800	800	62,829	1,114,000	668,241
Debt Service	-	-	-	-	-	-	13,000	2,310,852	-	3,339,102	5,662,954	5,645,690
Utilities	-	-	-	-	-	-	-	1,586,424	-	303,829	1,890,253	2,328,230
Scholarship & Fellowship	-	-	-	-	-	-	-	-	31,371,622	-	31,371,622	25,959,229
Subtotal	2,587,264	3,114,627	8,546,383	14,248,274	15,000	2,168,156	7,036,317	5,832,991	31,372,422	5,613,872	66,287,032	57,789,822
Total Expenditure Budget	\$ 45,818,029	\$ 7,165,215	\$ 26,851,365	\$ 79,834,609	\$ 15,000	\$ 8,946,898	\$ 20,657,734	\$ 12,180,306	\$ 31,414,136	\$ 11,379,265	\$ 164,427,948	\$ 150,177,446

Appendix A - Allocation of New FY2024 Resources

Table A

Revenue Changes	
State Appropriations	
General Revenue	\$ (79,580)
Special Items	500,000
State Matching Benefits	907,447
Comprehensive Research Fund	86,726
Subtotal - State Appropriations	\$ 1,414,593
Tuition and Fees	
Institutional Tuition and Fees	(6,046,512)
Student Service Fees	(12,912)
Recreation and Wellness Centers	62,706
Fund Balance	7,782,398
Subtotal - Tuition and Fees	\$ 1,785,680
Other Operating	
Facility and Administrative Cost	23,000
Central Investment Earnings	574,321
Other E&G Operations	279,800
Auxiliary Operations	189,500
Parking Fees	57,210
Fund Balance	1,350,000
Subtotal - Other Operating	\$ 2,473,831
Contracts and Grants	
Research	2,878,683
Financial Aid	5,224,534
Subtotal Contracts & Grants	\$ 8,103,217
Endowment Income / Gifts	
Gifts	(16,516)
Endowment Income	489,697
Subtotal - Endow Income / Gifts	473,181
Total Net Revenue	\$ 14,250,502

Table B

Reallocations & Reductions	
1 Reallocations	\$ (301,913)
Priority/Initiative Allocations	
Student Success	
Financial Aid	\$ 1,124,301
Federal and State Financial Aid	5,224,534
Gifts & Endowments	473,581
Student Recruitment, Retention & Success	831,538
Enhanced Student Support Services	827,374
Subtotal - Student Success	\$ 8,481,328
National Competitiveness	
Faculty Recruit, Retain & Expand	964,035
Federal and State Research	2,965,409
Subtotal - National Competitiveness	\$ 3,929,444
Infrastructure & Administration	
Insurance and Risk Mitigation	242,629
Recruit and Retain Highly Qualified Staff	552,242
Operations and Administration Support	293,357
Campus Security, IT and Infrastructure	1,053,415
Subtotal - I & A	\$ 2,141,643
Total Priority/Initiative Allocations	\$ 14,250,502

Appendix B - Allocation of FY2024 HEAF

FY2024 State Allocation		
HEAF	\$	7,959,137

Priority/Initiative Allocations by HEAF	
Priority 1. Student Success	
Debt Service - Academic Infrastructure	\$ 704,223
Debt Service - Other E&G Space Infrastructure	767,662
Instructional Support	1,679,610
Subtotal	3,151,495
Priority 2. National Competitiveness	
Debt Service - Research Labs Infrastructure	1,931,283
Facilities/Labs and Technology	-
Subtotal	1,931,283
Priority 3: Infrastructure & Administration	
Annual Deferred Maintenance & Life Safety	1,619,588
1 Campus Security, IT and Infrastructure	1,256,771
Subtotal	2,876,359
Total Priority/Initiative Allocations	\$ 7,959,137

HEAF NOTES

1 \$233,094 increase in HEAF. Budgeted centrally for reallocation of expenses during FY24

University of Houston-Clear Lake

Table 1 - Sources & Uses (\$ in Millions)

Operating & Restricted Budget	<u>Historical</u>			<u>Current</u>			<u>New</u>
	FY2022	-----Change-----		FY2023	-----Change-----		FY2024
	Budget	Dollars	Percent	Budget	Dollars	Percent	Budget
Source of Funds							
State Appropriations	\$ 39.3	\$ (0.0)	0%	\$ 39.3	\$ 1.1	3%	\$ 40.4
HEAF/NRUF	7.7	(1.6)	-21%	6.1	0.3	4%	6.4
Tuition & Fees	69.2	9.6	14%	78.8	(6.5)	-8%	72.3
Other Operating	13.0	(7.6)	-58%	5.5	11.4	209%	16.9
Contracts & Grants	18.7	0.0	0%	18.8	8.1	43%	26.9
Endowment Income/Gifts	0.9	0.8	96%	1.7	(0.1)	-5%	1.7
Total Sources	\$ 148.9	\$ 1.3	0.9%	\$ 150.2	\$ 14.3	9.5%	\$ 164.4
Use of Funds by Object							
Salaries and Wages - Faculty	\$ 30.2	\$ 0.9	3%	\$ 31.0	\$ 0.9	3%	\$ 31.9
Salaries and Wages - Staff	40.7	1.7	4%	42.4	4.2	10%	46.7
Benefits	18.1	0.4	2%	18.6	0.6	3%	19.2
M&O	23.2	(2.1)	-9%	21.1	3.5	17%	24.6
Capital	3.3	(0.1)	-3%	3.2	0.0	1%	3.2
Scholarships	25.4	0.5	2%	26.0	5.4	21%	31.4
Debt Service	5.6	(0.0)	0%	5.6	0.0	0%	5.7
Utilities	2.3	-	0%	2.3	(0.4)	-19%	1.9
Reserve for State Budget Reduction	-	-	0.0%	-	-	0.0%	-
Total Uses	\$ 148.9	\$ 1.3	0.9%	\$ 150.2	\$ 14.3	9.5%	\$ 164.4
Capital Facilities Budget							
Capital Facilities Budget	<u>Historical</u>			<u>Current</u>			<u>New</u>
	FY2022	-----Change-----		FY2023	-----Change-----		FY2024
	Budget	Dollars	Percent	Budget	Dollars	Percent	Budget
Source of Funds							
HEAF	\$ 1.6	\$ -	0%	\$ 1.6	\$ (0.0)	-1%	\$ 1.6
Bonds	-	22.6	0.0%	22.6	(0.7)	-3%	21.9
Gifts	-	-	0.0%	-	-	0.0%	-
Other Debt Funded	-	-	0.0%	-	0.2	0.0%	0.2
Other	-	-	0.0%	-	9.9	0.0%	9.9
HEAF Fund Balance	-	-	0.0%	-	-	0.0%	-
Total Sources	\$ 1.6	\$ 22.6	1395.7%	\$ 24.2	\$ 9.3	38.5%	\$ 33.6
Use of Funds by Object							
Construction	\$ -	\$ -	0.0%	\$ -	\$ -	0.0%	\$ -
Major Rehabilitation	1.6	22.6	1396%	24.2	9.3	39%	33.6
Acquisitions	-	-	0.0%	-	-	0.0%	-
Total Uses	\$ 1.6	\$ 22.6	1395.7%	\$ 24.2	\$ 9.3	38.5%	\$ 33.6

University of Houston-Clear Lake

Table 2 - Current Operating Funds

Source of Funds	FY2023	-----Change-----		FY2024
	Budget	Dollars	Percent	Budget
State General Revenue Appropriations				
Formula Funding	\$ 23,654,420	\$ (79,580)	-0.3%	\$ 23,574,840
Special Items	8,039,119	671,386	8.4%	8,710,505
State Benefits Appropriation	7,588,568	492,959	6.5%	8,081,527
Subtotal State General Revenue Appropriations	39,282,107	1,084,765	2.8%	40,366,872
Tuition and Fees				
Consolidated Tuition & Fees	15,043,587	(751,519)	-5.0%	14,292,068
Subtotal Tuition and Fees	15,043,587	(751,519)	-5.0%	14,292,068
HEAF	7,726,043	233,094	3.0%	7,959,137
Income on State Treasury Deposits	125,000			125,000
Hazlewood Compensation		414,488	0.0%	414,488
Subtotal General Funds	62,176,737	980,828	1.6%	63,157,565
Designated				
Tuition and Fees				
Consolidated Tuition & Fees	43,206,068	(4,976,281)	-11.5%	38,229,787
Designated Tuition - Differential	2,445,662	(278,154)	-11.4%	2,167,508
Information Resource Fee	5,238,542	(444,088)	-8.5%	4,794,454
Major/Department/Class Fees	4,921,048	143,689	2.9%	5,064,737
Subtotal Tuition and Fees	55,811,320	(5,554,834)	-10.0%	50,256,486
Indirect Cost	275,479			275,479
Investment Income on Non-Endowed Funds	503,237	574,321	114.1%	1,077,558
Endowment Income	580,425	57,839	10.0%	638,264
Contracts / Grants / Gifts	27,000			27,000
Aux Admin Chg/Other	960,040	266,800	27.8%	1,226,840
Fund Balance	85,229	9,347,228	10967.2%	9,432,457
Subtotal Designated Funds	58,242,730	4,691,354	8.1%	62,934,084
Auxiliary Enterprises				
Student Fees				
Student Service Fee	5,164,850	(219,419)	-4.2%	4,945,431
Recreation and Wellness Center	2,208,361	11,081	0.5%	2,219,442
University Center Fees	593,004			593,004
Subtotal Student Fees	7,966,215	(208,338)	-2.6%	7,757,877
Sales & Service - Student Housing	1,905,036			1,905,036
Sales & Service - Parking	845,068			845,068
Sales & Service - Athletics/Hotel/Other	652,460	156,040	23.9%	808,500
Fund Balance		207,403	0.0%	207,403
Subtotal Auxiliary Funds	11,368,779	155,105	1.4%	11,523,884
Total Current Operating Funds	131,788,246	5,827,287	4.4%	137,615,533
Interfund Transfer	(1,764,207)	(185,994)	10.5%	(1,950,201)
Total Operations Sources	130,024,039	5,641,293	4.3%	135,665,332

University of Houston-Clear Lake

Table 2 - Current Operating Funds

Source of Funds	FY2023	-----Change-----		FY2024
	Budget	Dollars	Percent	Budget
Restricted				
Contracts and Grants				
Research	3,104,263	2,969,083	95.6%	6,073,346
Financial Aid	15,629,000	5,134,134	32.9%	20,763,134
Houston Public Media			0.0%	
Gifts	444,708	(26,558)	-6.0%	418,150
Endowment Income	356,322	187,744	52.7%	544,066
Other Restricted	355,489	(302,308)	-85.0%	53,181
Fund Balance	251,664	659,075	261.9%	910,739
Total Current Operating Funds	20,141,446	8,621,170	42.8%	28,762,616
Interfund Transfer	11,961	(11,961)	-100.0%	
Total Restricted Sources	20,153,407	8,609,209	42.7%	28,762,616
Total Sources	\$ 150,177,446	\$ 14,250,502	9.5%	\$ 164,427,948
Use of Funds by Object				
Salaries and Wages	\$ 73,463,135	\$ 5,107,540	7.0%	\$ 78,570,675
Benefits	18,555,489	608,388	3.3%	19,163,877
M&O	21,074,814	3,505,251	16.6%	24,580,065
Capital	3,150,859	37,643	1.2%	3,188,502
Scholarships	25,959,229	5,412,393	20.8%	31,371,622
Debt Service	5,645,690	17,264	0.3%	5,662,954
Utilities	2,328,230	(437,977)	-18.8%	1,890,253
Total Uses	\$ 150,177,446	\$ 14,250,502	9.5%	\$ 164,427,948

University of Houston-Clear Lake

Table 4 - Capital Projects

	-----Project Expenditures-----				-----Funded From-----				
	Project	FY2024	Future Year	Total Project	Revenue				Total Project
	to Date (1)	Budget	Budgets	Budget	HEAF/Other State Funded	CCAP	Other Debt Funded	Other	Funding
Major Repair and Rehabilitation									
Capital Renewal Deferred Maintenance	\$ -	\$ -	\$ -	\$ -	\$4,741,613	\$12,680,000	\$ -	\$ 495,773	\$ 17,917,386
Parking Lot/Roadway Maintenance	81,250	400,000	320,647	801,897	381,294	-	-	420,603	801,897
Other Infrastructure Upgrades	3,667,317	5,193,540	4,538,250	13,399,107	1,377,500	-	-	12,021,607	13,399,107
Exterior upgrades	201,215	436,436	300,000	937,651	460,281	-	-	477,370	937,651
Bayou Renovations	372,610	14,467,345	14,765,000	29,604,955	221,766	28,130,000	-	1,253,189	29,604,955
Delta Renovations	72,525	1,550,000	1,420,000	3,042,525	35,525	2,897,000	-	110,000	3,042,525
SSCB Renovations	333,333	729,381	8,850,000	9,912,714	-	-	-	9,912,714	9,912,714
Stem Renovations	113,506	139,329	-	252,835	-	-	108,554	144,281	252,835
Hunter Hall Renovations	1,329,619	1,428,559	-	2,758,178	128,015	-	46,100	2,584,063	2,758,178
Recreation and Wellness	903,510	973,914	-	1,877,424	-	-	91,898	1,785,526	1,877,424
Projects Budgeted Annually									
CRDM (Capital Renewal Deferred Maintenance)	1,637,386	8,240,000	8,040,000	17,917,386	-	-	-	-	-
Subtotal Major Repairs & Rehabilitation	\$ 8,712,270	\$ 33,558,504	\$ 38,233,897	\$ 80,504,671	\$7,345,994	\$43,707,000	\$ 246,552	\$29,205,126	\$ 80,504,671
Total	\$ 8,712,270	\$ 33,558,504	\$ 38,233,897	\$ 80,504,671	\$7,345,994	\$43,707,000	\$ 246,552	\$29,205,126	\$ 80,504,671

(1) Project expenditures to date, estimated through August 31, 2023

University of Houston-Clear Lake

Table 7-A Allocation of Student Service Fees

Sources	FY2023	-----Change-----		FY2024
	Budget	Dollars	Percent	Budget
Current Year Revenue	\$ 5,187,267	\$ (220,371)	-4.2%	\$ 4,966,896
Remissions/Exemptions	(22,417)	952	-4.2%	(21,465)
Budgeted Fund Balance		207,403	0.0%	207,403
			0.0%	
Total Sources	\$ 5,164,850	\$ (12,016)	-0.2%	\$ 5,152,834
Allocations				
Student Government Association	\$ 22,500	\$ -		\$ 22,500
Annual Leadership Conference	25,000			25,000
Student Health Services	370,851	(5,170)	-1.4%	365,681
Student Publications	151,552	(3,000)	-2.0%	148,552
Counseling Services Operations	928,242	(3,730)	-0.4%	924,512
Student Involvement & Leadership M&O	636,882	27,766	4.4%	664,648
Auxiliary Utilities	90,000			90,000
AVP-Student Affairs	322,151	310	0.1%	322,461
Student Organizations	20,000	(15,000)	-75.0%	5,000
Unallocated Student Service Fee	123,298	(26,872)	-21.8%	96,426
Student Service Admin Charge	104,160			104,160
Diversity, Equity, & Inclusion	450,926	19,000	4.2%	469,926
Fitness and Wellness	142,231			142,231
SGA Executive Council	2,000			2,000
Student Service Central Service Charge	23,000			23,000
Women's Gender & Sexuality	3,000	(3,000)	-100.0%	
Operations-General	744,308	(840)	-0.1%	743,468
Student Transportation	66,032	(66,032)	-100.0%	
Educational Workshop & Training	3,000	(3,000)	-100.0%	
Educational & Diversity Outreach	3,000	(3,000)	-100.0%	
PC-Dean of Students	50,546			50,546
Orientation & Welcome Week	229,545	(1,260)	-0.5%	228,285
Career Services Operations	594,626	1,780	0.3%	596,406
Campus Activities Board (CAB)	2,000			2,000
Special Programs	16,000	60,032	375.2%	76,032
Race And Ethnicity	5,000	(5,000)	-100.0%	
Student Leadership Banquet	10,000			10,000
Student Community Engagement	10,000			10,000
Spirit and Traditions	15,000			15,000
Student Org Center & Lounge		15,000	0.0%	15,000
Total Allocations	\$ 5,164,850	\$ (12,016)	-0.2%	\$ 5,152,834

University of Houston-Clear Lake

Table 7-B Allocation of University Center Fee

Sources	FY2023	-----Change-----		FY2024
	Budget	Dollars	Percent	Budget
Current Year Revenue	\$ 617,712	\$ -		\$ 617,712
Other Income	-		0.0%	-
Remissions & Exemptions	(24,708)			(24,708)
Among Funds			0.0%	
Budgeted Fund Balance			0.0%	
Student Government Association-Adjustment			0.0%	
Total Sources	\$ 593,004			\$ 593,004
Allocations				
Student Service Center Building - Utilities	\$ 47,781	\$ -		\$ 47,781
Student Center Fee	48,500			48,500
Debt Service Student Center/Capital for FY24	325,820			325,820
Student Service Center Building - Custodial	170,903			170,903
Total Allocations	\$ 593,004			\$ 593,004

Table 7-C Allocation of Recreation & Wellness Center Fee

Sources	Budget	-----Change-----		Budget
		Dollars	Percent	
Current Year Revenue (Recreation Fee)	\$ 2,300,858	\$ 11,545	0.5%	\$ 2,312,403
Remissions & Exemptions	(92,497)	(464)	0.5%	(92,961)
Total Sources	\$ 2,208,361	\$ 11,081	0.5%	\$ 2,219,442
Allocations				
Debt Service	\$ 1,790,250	\$ 963	0.1%	\$ 1,791,213
Utilities	55,148			55,148
Benefits	72,640	14,043	19.3%	86,683
Exempt Staff	237,643	(22,072)	-9.3%	215,571
Maintenance and Operations	-	18,147	0.0%	18,147
Administrative Charges	52,680			52,680
Total Allocations	\$ 2,208,361	\$ 11,081	0.5%	\$ 2,219,442

University of Houston  Clear Lake

**Workload Policy for Faculty
FY 2024 Budget**

6.1 WORKLOAD POLICY FOR FACULTY

Approved by University Council May 8, 1997

(1.0) Purpose and Scope

The purpose of this policy is to provide guidelines for the assignment of workload for full time non-tenure and tenure track faculty. A separate policy applies to part time faculty and is given in the faculty handbook.

(2.0) Policy Statement

The faculty and administration of the University of Houston-Clear Lake adhere to the following guidelines to ensure the delivery of the highest quality instructional program possible to students and to promote scholarship and professional service.

(3.0) Responsibility for Administration of Policy

The deans of the colleges, in collaboration with their respective associate deans, are responsible for implementing procedures to ensure adherence to the university workload policy for faculty. The deans are responsible to the senior vice president and provost who has overall responsibility for UHCL's workload policy, including academic assignments. The office of the Senior Vice President and Provost is responsible for preparing the faculty workload reports, based on the information provided by the colleges. Within their areas of responsibility, the deans certify that faculty have been assigned professional duties that are appropriate to the individual faculty member and which ensure effective management of the academic component.

(3.1) Faculty: Non-Tenure Track

Normal Workload. The normal teaching load for a full-time, non-tenure track faculty member is twelve (12) semester credit hours, but deans may make exceptions for good and sufficient reasons. Visiting faculty members should have the same classroom teaching load as tenure track faculty. Other responsibilities for non-tenure track faculty will be assigned by the dean as appropriate.

(3.2) Faculty: Tenure Track

Normal Workload. The normal teaching load for a full-time tenure-track faculty member is nine (9) semester credit hours per long semester. In addition to carrying the normal teaching load, faculty members are responsible for student advising and mentoring; college, university and system curriculum development; and maintaining an active involvement in research, scholarship, or creative activity. Faculty members are also responsible for service activities, such as academic program reviews; accreditation studies; shared governance; and faculty service to their profession and to the local community. Those activities beyond the normal nine hour teaching load shall be counted as the equivalent of three (3) semester credit hours.

(4.0) Course-Load Equivalencies

Definition. A course is equated to three semester credit hours.

(4.1) Laboratory teaching where the faculty member is present in the laboratory with or without an assistant. Two laboratory class hours are normally equated to one semester credit hour. Supervision of student teachers/teaching interns. Supervision of six student teachers is normally equated to one three semester credit hour course.

(4.2) Supervision of student interns. Supervision of six student interns is normally equated to one three semester credit hour course with the approval of the appropriate dean. Program requirements agreed upon by the program faculty and dean will determine the specific number of interns equivalent to one course.

(4.3) Independent Studies. Course-load equivalencies for faculty supervising Independent Studies will be handled by the individual colleges.

(4.4) Thesis direction. A faculty member will receive one course release for every 24 credit hours of thesis research completed. A faculty member cannot count one student for more than six (6) credit hours of thesis credit for purpose of this policy.

(4.5) Master's Projects. Course-load equivalencies for faculty chairing Master's Projects will be handled by the individual colleges.

(5.0) Flexible Teaching Assignments

Faculty may request, and deans may assign, with the approval of the faculty member involved, an additional course in one long-semester in return for a reduction of one course in a long semester to be decided in negotiation between the faculty member and the dean.

Tenured faculty members may request to teach an additional three hour class in order to be evaluated primarily in teaching. The weights (Research, Teaching, Service) would be negotiated with the appropriate dean's office. This agreement must be renewed each academic year. The faculty member is advised to consider the effect the choice of weights may have on promotion. The weighting structure (Research, Teaching, and Service) plays an important role in the granting of tenure. Untenured faculty should not be assigned duties outside this structure that diminish the likelihood of being granted tenure. Additionally, untenured faculty should not be given the option to teach more courses than required by the normal workload.

(6.0) Course Releases

(6.1) New tenure-track faculty.

Course releases for newly appointed, terminally-degreed, tenure-track faculty will be determined at the college level.

(6.2) University Funded Course Releases.

The dean may approve an internally funded reduction in a faculty member's teaching load to allow the faculty member additional time for special research, administrative assignments, professional service, or other legitimate activity of value to the university. These assignments will be reviewed by the provost. If the provost requests a dean to release a faculty member from a course for a special assignment, then the provost will be expected to reimburse the college at a negotiated rate. Faculty are still responsible for their non-instructional duties. However, in special cases some or all non- instructional duties may be reassigned with the approval of the dean of the college involved.

(6.3) Cost of Releases Not Funded by the University.

Normally, each course release must provide for funding at a rate of 1/8 of the faculty member's 9 month salary plus cost of benefits. The university may set a different funding rate for individual releases at the discretion of the appropriate dean. Faculty are still responsible for their non- instructional duties. However, in special cases some or all non-instructional duties may be reassigned with the approval of the dean of the college involved.

(6.4) Deans and Associate Deans

In consideration of their administrative duties, deans and associate deans normally teach one course per semester.

(6.5) Documentation

Course release approvals/disapprovals of both the appropriate dean and academic area administrator are required to be in writing. Annual reports on administrative and other course releases, approved by the provost's office, will be available in the provost's office.

6.2 FACULTY OFFICE HOURS

Approved 1984

Revised and approved 2011

(1.0) Purpose

This policy is to implement the UHCL requirement for faculty office hours.

(2.0) Definitions

(2.1) Office hours – this represents time set aside for interactions with students during the semester in which the faculty member teaches. They may include a variety of modalities for the convenience of students and faculty. Office hours begin the week before classes start.

(2.2) Faculty member – all faculty positions, tenured or tenure track, non-tenured and part-time.

(3.0) Policy

(3.1) Faculty members shall maintain office hours when students may contact them.

(3.2) Every class shall normally require two office hours, although the actual number of office hours will vary depending on the nature of the faculty member's assignment.

(3.2.1) At least one third of the total hours per week is to be face to face in faculty's assigned office, except part-time faculty who are teaching only on-line courses.

(3.2.2) Up to two-thirds of the total hours per week should reflect the faculty member's teaching assignment.

(4.0) The schedule of faculty office hours is to be posted in a visible place in the faculty suite and in all course syllabi.

6.3 INTERCOLLEGE TEACHING POLICY

Approved June 1988

(1.0) Policy

A request for a faculty member in one college to teach a course in another college may be initiated by either the faculty member to his/her own Dean or by the Dean of the receiving college to the Dean of the faculty member's college. If the faculty member initiates the request, then that request is subject to the approval of the receiving Dean. If both the receiving and granting Deans approve the faculty member's assignment, then the receiving college shall provide the granting Dean with funds sufficient to obtain an adjunct faculty to teach one course that the faculty member would otherwise have taught in the granting college. In the event the Deans cannot agree on releasing the faculty member to the receiving college, the matter will be referred to the Provost.

University of Houston  Clear Lake

FY2024 Operating Budget Detail

UH CLEAR LAKE
ALL UHCL DEPARTMENTS SUMMARY
2023 - 2024 OPERATING BUDGET
All Funds - Sources

Dept Node : C000

	Base Budget	Proposed Budget	\$ Change	% Change
TUITION	17,909,657	16,385,996	(1,523,661)	0.00%
TUITION - DESIGNATED	48,070,431	42,407,734	(5,662,697)	0.00%
STUDENT SERVICE FEES	5,187,267	4,966,896	(220,371)	0.00%
OTHER STUDENT FEES	13,532,872	13,198,830	(334,042)	0.00%
REMISSIONS AND EXEMPTIONS	(5,763,705)	(4,574,625)	1,189,080	0.00%
TUITION AND FEES	78,936,522	72,384,831	(6,551,691)	0.00%
GENERAL REVENUE APPROPRIATION	31,693,542	32,285,345	591,803	1.87%
OTHER GENERAL REVENUE APPROP	41,714	41,714	0	0.00%
STAFF BENEFITS APPROPRIATION	7,588,568	8,081,527	492,959	6.50%
GENERAL APPROPRIATIONS	39,323,824	40,408,586	1,084,762	2.76%
FEDERAL CONTRACTS AND GRANTS	0	26,836,480	26,836,480	100.00%
OTHER CONTRACTS & GRANTS	11,467	425,955	414,488	3,614.62%
INDIRECT COST RECOVERY	275,479	275,479	0	0.00%
GIFTS	223,550	445,150	221,600	99.13%
AUXILIARY ENTERPRISES	3,370,704	3,560,204	189,500	5.62%
OTHER EDUCATION AND GENERAL	839,940	1,107,740	267,800	31.88%
INVESTMENT INCOME	628,237	1,202,558	574,321	91.42%
ENDOWMENT INCOME	1,079,647	1,182,330	102,683	9.51%
OTHER SOURCES	40,100	39,100	(1,000)	(2.49)%
TOTAL REVENUE	124,729,470	147,868,413	23,138,943	18.55%
ENDOWMENT TRANSFER	0	0	0	0.00%
HEAF APPROPRIATIONS	7,726,043	7,959,137	233,094	3.02%
HEAF TRANSFER TO PLANT	(1,619,588)	(1,619,588)	0	0.00%
INTERFUND TRANSFERS	(142,493)	(105,613)	36,880	0.00%
AMONG COMPONENTS	0	0	0	0.00%
TRANSFERS IN (OUT)	5,963,962	6,233,936	269,974	4.53%
BUDGETED FUND BALANCE	763,404	10,550,599	9,787,195	1,282.05%
RECOVERED COSTS	1,234,187	1,339,555	105,368	8.54%
TOTAL SOURCES	132,691,023	165,992,503	33,301,480	25.10%

UH CLEAR LAKE
ALL UHCL DEPARTMENTS
2023 - 2024 Operating Budget
All Funds - Uses

Department Node: C0000

Fund: All Fund Groups

	Base Amount	Proposed Amount	\$ Change	% Change
STUDENT AFFAIRS				
00759 - STUDENT ENGAGEMENT	2,748,614	2,813,462	64,848	2.36%
00759 - HEALTH WELLNESS COMM	3,919,287	4,528,769	609,482	15.55%
C0003 - STUDENT AFFAIRS	957,947	938,064	(19,883)	-2.08%
SUB-TOTAL STUDENT AFFAIRS	7,625,848	8,280,295	654,447	8.58%
PRESIDENT				
C0060 - OFFICE OF THE PRESIDENT	1,519,754	859,683	(660,071)	-43.43%
PRESIDENT'S OFFICE	1,519,754	859,683	(660,071)	-43.43%
C0170 - STRATEGIC PARTNERSHIPS	449,678	458,273	8,595	1.91%
C0192 - UNIV STRATEGY & TRANSFORM	0	467,955	467,955	100.00%
INSTITUTIONAL STRATEGY	449,678	926,228	476,550	105.98%
C0066 - PROFESSIONAL ED & EXTEND PROG	123,700	145,250	21,550	17.42%
C2013 - PC CAMPUS OPERATIONS	448,199	424,157	(24,042)	-5.36%
PEARLAND CAMPUS ADMINISTRATION	571,899	569,407	(2,492)	-0.44%
C0169 - OFFICE OF TITLE IX EQUITY DIV	332,465	333,113	648	0.19%
C0199 - DIVERSITY & INCLUSION	0	195,447	195,447	100.00%
C0200 - COMPLIANCE & ETHICS	0	207,334	207,334	100.00%
TITLE IX, DIV/INCL, COMPLIANCE	332,465	735,894	403,429	121.34%
SUB-TOTAL PRESIDENT	2,873,796	3,091,212	217,416	7.57%
UNIVERSITY ADVANCEMENT				
C0073 - DEV & ALUMNI RELATIONS	15,611	99,881	84,270	539.81%
C0075 - UNIVERSITY ADVANCEMENT	1,663,770	1,701,172	37,402	2.25%
C0165 - THEATER AND CULTURAL ARTS	498,329	531,473	33,144	6.65%
ADVANCEMENT	2,177,710	2,332,526	154,816	7.11%
C0074 - MARKETING & COMMUNICATIONS	1,964,648	2,223,459	258,811	13.17%
MARKETING & COMMUNICATIONS	1,964,648	2,223,459	258,811	13.17%
SUB-TOTAL UNIVERSITY ADVANCEMENT	4,142,358	4,555,985	413,627	9.99%

UH CLEAR LAKE
 ALL UHCL DEPARTMENTS
 2023 - 2024 Operating Budget
 All Funds - Uses

Department Node: C0000

Fund: All Fund Groups

	Base Amount	Proposed Amount	\$ Change	% Change
STRATEGIC ENROLLMENT MANAGEMENT				
C0065 - INT'L ADM & STUDENT SERVICES	1,492,083	1,033,412	(458,671)	-30.74%
INTERNATIONAL ADMISSIONS & STUDENT SERVICES	1,492,083	1,033,412	(458,671)	-30.74%
C0135 - STUDENT ADMINISTRATION SYSTEMS	510,479	707,051	196,572	38.51%
C0145 - ENROLLMENT MANAGEMENT	729,201	735,077	5,876	0.81%
VP STRATEGIC ENROLLMENT MANAGEMENT	1,239,680	1,442,128	202,448	16.33%
C0067 - OFFICE OF ADMISSIONS	2,414,436	2,308,128	(106,308)	-4.40%
C0082 - STUDENT ENROLLMENT CENTER	223,261	230,261	7,000	3.14%
C2015 - PC-ADMISSIONS	186,894	186,922	28	0.01%
ADMISSIONS	2,824,591	2,725,311	(99,280)	-3.51%
C0004 - SCHOLARSHIPS	4,152,166	4,385,999	233,833	5.63%
C0070 - FINANCIAL AID	27,768,900	27,341,521	(427,379)	-1.54%
C2007 - PC FINANCIAL AID	56,075	60,908	4,833	8.62%
FINANCIAL AID	31,977,141	31,788,428	(188,713)	-0.59%
C0127 - OFFICE OF ACADEMIC RECORDS	802,105	965,294	163,189	20.35%
REGISTRAR	802,105	965,294	163,189	20.35%
SUB-TOTAL STRATEGIC ENROLLMENT MANAGEMENT	38,335,600	37,954,573	(381,027)	-0.99%

UH CLEAR LAKE
ALL UHCL DEPARTMENTS
2023 - 2024 Operating Budget
All Funds - Uses

Department Node: C0000

Fund: All Fund Groups

	Base Amount	Proposed Amount	\$ Change	% Change
ACADEMIC AFFAIRS				
C0147 - OFFICE OF INSTITUTIONAL RESRCH	827,448	546,752	(280,696)	-33.92%
INFORMATION RESOURCES	827,448	546,752	(280,696)	-33.92%
C0053 - OFFICE OF INFO TECHNOLOGY	7,880,126	7,422,899	(457,227)	-5.80%
C2005 - PC OFFICE OF INFO TECHNOLOGY	198,360	199,191	831	0.42%
COMPUTING	8,078,486	7,622,090	(456,396)	-5.65%
C0056 - LIBRARY	4,504,991	4,376,684	(128,307)	-2.85%
C2008 - PC LIBRARY	165,904	166,768	864	0.52%
LIBRARY	4,670,895	4,543,452	(127,443)	-2.73%
C0012 - ENVIRONMENTAL INST OF HOUSTON	1,241,962	695,874	(546,088)	-43.97%
C0061 - SR VICE PRES AND PROVOST	2,699,917	2,625,401	624,628	31.22%
C0079 - FACULTY SENATE	6,483	6,483	0	0.00%
C0189 - HEALTH, HUMAN PERF INST	266,062	269,753	3,691	1.39%
SR VP AND PROVOST	4,214,424	3,597,511	82,231	1.95%
C0010 - OFFICE OF SPONSORED PROGRAMS	692,961	981,911	288,950	41.70%
C0055 - PLANNING AND ASSESSMENT	28,860	602,202	573,342	1986.63%
C0144 - OFFICE OF VICE PROVOST	0	332,068	332,068	100.00%
C0166 - CENTER FOR FACULTY DEVELOPMENT	289,802	290,842	1,040	0.36%
ACADEMIC PROGRAM SUPPORT	1,011,623	2,207,023	1,195,400	118.17%
C0142 - WRITING CENTER	317,425	283,520	(33,905)	-10.68%
C0148 - SUCCESS CENTER	582,410	622,325	39,915	6.85%
C0149 - ACCESSIBILITY SUPPORT CENTER	534,084	557,568	23,484	4.40%
C0151 - TESTING CENTER	174,094	211,350	37,256	21.40%
C0152 - SSI COLLEGE ADVISING	1,839,774	1,860,135	20,361	1.11%
C0155 - ACADEMIC TRANSFER ADVISING	434,791	444,542	9,751	2.24%
C0173 - STUDENT SUCCESS & INITIATIVES	324,336	1,425,290	1,100,954	339.45%
STUDENT SUCCESS & INITIATIVES	4,206,914	5,404,730	1,197,816	28.47%

UH CLEAR LAKE
ALL UHCL DEPARTMENTS
2023 - 2024 Operating Budget
All Funds - Uses

Department Node: C0000

Fund: All Fund Groups

	Base Amount	Proposed Amount	\$ Change	% Change
C0029 - BUS DEANS OFFICE	3,954,494	3,128,861	(825,633)	-20.88%
C0031 - ACCOUNTING	1,756,109	1,703,538	(52,571)	-2.99%
C0032 - DECIS SCI,ECON,FIN,MARKETING	2,338,606	2,518,337	179,731	7.69%
C0033 - MANAGEMENT	1,643,223	2,071,996	428,773	26.09%
C0034 - CTR FOR ADV MGMT PROGRAMS	260,000	260,000	0	0.00%
C0035 - MIS	812,739	925,501	112,762	13.87%
C0041 - HEALTHCARE ADMIN PROGRAM	841,033	890,490	49,457	5.88%
COLLEGE OF BUS	11,606,204	11,498,723	(107,481)	-0.93%
C0046 - COE DEANS OFFICE	3,492,085	4,246,500	754,415	21.60%
C0047 - STEP	58,909	559,380	500,471	849.57%
C0048 - COE-CTR FOR PROF DEV -TEACHERS	163,947	177,004	13,057	7.96%
C0049 - COE - TEACHER CERTIFICATION	11,007	11,050	43	0.39%
C0050 - COE - CTR FOR EDUCATION	235,399	260,717	25,318	10.76%
C0176 - CURRICULUM & INSTRUCTION	927,337	1,115,316	187,979	20.27%
C0177 - LEADERSHIP & POLICY ANALYSIS	886,590	1,019,149	132,559	14.95%
C0178 - LIT, LIB SCI & LEARNING TECH	674,500	863,537	189,037	28.03%
C0179 - COUNSELING, SPED, & DIVERSITY	896,425	1,203,711	307,286	34.28%
COLLEGE OF EDU	7,346,199	9,456,364	2,110,165	28.72%
C0023 - HSH DEANS OFFICE	2,702,347	3,913,409	1,211,062	44.82%
C0025 - HUMAN SCIENCES	786,369	556,000	(230,369)	-29.30%
C0026 - HUMANITIES & FINE ARTS	363,849	0	(363,849)	-100.00%
C0027 - TDC	103,110	100,000	(3,110)	-3.02%
C0180 - LIBERAL ARTS	1,761,176	1,879,477	118,301	6.72%
C0181 - PSYCHOLOGY	1,047,855	1,205,472	157,617	15.04%
C0182 - SOCIAL & CULTURAL SCIENCES	1,482,970	1,369,052	(113,918)	-7.68%
C0183 - CLINICAL,HEALTH&APPL SCIENCES	2,839,419	2,984,670	145,251	5.12%
C0184 - COMMUNICATION & STUDIO ARTS	1,681,467	2,166,838	485,371	28.87%
C2006 - PC HSH	0	5,000	5,000	100.00%
COLLEGE OF HSH	12,768,562	14,179,918	1,411,356	11.05%
C0043 - CSE DEANS OFFICE	4,217,537	4,055,703	(161,834)	-3.84%
C0044 - BIOLOGICAL SCIENCES	1,114,959	1,346,192	231,233	20.74%
C0045 - COMPUTING SCIENCES	2,016,190	2,366,338	350,148	17.37%
C0088 - ENVIRONMENTAL SCIENCES	484,357	486,612	2,255	0.47%
C0134 - ENGINEERING	2,295,902	2,462,301	166,399	7.25%
C0161 - PHYSICAL & APPLIED SCIENCES	1,199,786	1,335,421	135,635	11.30%
C0162 - MATHEMATICS AND STATISTICS	1,128,867	1,148,611	19,744	1.75%
C2019 - PC - CSE	17,866	9,465	(8,401)	-47.02%
COLLEGE OF S&E	12,475,464	13,210,643	735,179	5.89%
SUB-TOTAL ACADEMIC AFFAIRS	67,206,219	72,267,206	5,760,131	8.57%

UH CLEAR LAKE
ALL UHCL DEPARTMENTS
2023 - 2024 Operating Budget
All Funds - Uses

Department Node: C0000

Fund: All Fund Groups

	Base Amount	Proposed Amount	\$ Change	% Change
ADMINISTRATION & FINANCE				
C0019 - UNIVERSITY POLICE	2,043,673	2,087,423	43,750	2.14%
C0020 - GENERAL SUPPORT SERVICES	366,172	427,039	60,867	16.62%
C0058 - MAIL ROOM	100,000	100,000	0	0.00%
C0062 - VICE PRES ADMIN AND FINANCE	339,218	345,406	6,188	1.82%
C0068 - HUMAN RESOURCES	1,067,605	1,153,123	85,518	8.01%
C0072 - STUDENT BUSINESS SERVICES	323,193	489,309	166,116	51.40%
C0126 - AUXILIARY SERVICES	65,562	68,562	3,000	4.58%
C0129 - GENERAL ACCOUNTING	512,881	525,362	12,481	2.43%
C0130 - ACCOUNTS PAYABLE	290,392	300,209	9,817	3.38%
C0140 - PROCUREMENT	339,862	344,243	4,381	1.29%
C0153 - PLANNING & BUDGET	387,077	556,171	169,094	43.68%
C0154 - BUSINESS OPERATIONS	330,243	337,131	6,888	2.09%
C0158 - EMERGENCY MGMT & FIRE SAFETY	142,865	201,634	58,769	41.14%
C0185 - CENTRAL BUSINESS OFFICE	120,109	0	(120,109)	-100.00%
C2016 - PC-BUSINESS OPERATIONS	839,167	869,167	30,000	3.57%
VP ADMINISTRATION & FINANCE	7,268,019	7,804,779	536,760	7.39%
VP ADMINISTRATION & FINANCE				
C0013 - FMC - GENERAL SERVICES	1,275,721	1,633,707	357,986	28.06%
C0014 - FMC - CENTRAL PLANT	696,282	750,267	53,985	7.75%
C0015 - FMC - BUILDING MAINTENANCE	999,344	1,081,324	81,980	8.20%
C0016 - FMC - CUSTODIAL SERVICES	1,295,775	1,230,805	(64,970)	-5.01%
C0017 - FMC - GROUNDS MAINTENANCE	701,220	768,297	67,077	9.57%
C0057 - FMC - SCHEDULING & SPACE PLANN	121,343	137,011	15,668	12.91%
C0063 - ENVIRONMENTAL HEALTH & SAFETY	564,498	512,355	(52,143)	-9.24%
C0159 - PARKING AND TRANSPORTATION	766,481	700,449	(66,032)	-8.61%
FACILITIES MGMT & CONSTRUCTION	6,420,664	6,814,215	393,551	6.13%
SUB-TOTAL ADMINISTRATION & FINANCE	13,688,683	14,618,994	930,311	6.80%
INSTITUTIONAL				
C0069 - AVP BUSINESS OPERATIONS	651,156	1,465,235	814,079	125.02%
INST'L BUSINESS OPERATIONS	651,156	1,465,235	814,079	125.02%
C0078 - BUDGET OFFICE	140,037	195,326	55,289	39.48%
INST'L BUDGET OPERATIONS	140,037	195,326	55,289	39.48%
C1003 - UNALLOCATED: OTHER	217,700	1,172,840	955,140	438.74%
UNALLOCATED: OTHER	217,700	1,172,840	955,140	438.74%
C1004 - DEBT SERVICE PAYMENTS	4,807,235	4,484,967	(322,268)	-6.70%
DEBT SERVICE PAYMENTS	4,807,235	4,484,967	(322,268)	-6.70%
C1005 - SYSTEM SERVICE CHARGE	3,383,565	3,973,717	590,152	17.44%
SYSTEM SERVICE CHARGE	3,383,565	3,973,717	590,152	17.44%
C1006 - OTHER TRANSFERS	43,170	39,006	(4,164)	-9.65%
OTHER TRANSFERS	43,170	39,006	(4,164)	-9.65%
C1007 - STAFF BENEFITS	10,862,284	10,862,284	0	0.00%
STAFF BENEFITS	10,862,284	10,862,284	0	0.00%
C1010 - INSURANCE PREMIUMS	857,371	1,140,610	283,239	33.04%

UH CLEAR LAKE
 ALL UHCL DEPARTMENTS
 2023 - 2024 Operating Budget
 All Funds - Uses

Department Node: C0000

Fund: All Fund Groups

	Base Amount	Proposed Amount	\$ Change	% Change
INSURANCE PREMIUMS	857,371	1,140,610	283,239	33.04%
C1011 - UTILITIES	2,160,410	1,890,253	(270,157)	-12.50%
UTILITIES	2,160,410	1,890,253	(270,157)	-12.50%
SUB-TOTAL INSTITUTIONAL	23,122,928	25,224,238	2,101,310	9.09%
TOTAL USES	156,995,432	165,992,503	8,997,071	5.73%

UH CLEAR LAKE

ALL UHCL DEPARTMENTS

2023 - 2024 Operating Budget

Education & General Funds - Uses

Department Node: C0000

Fund: Ledger 1 (State)

	Base Amount	Proposed Amount	\$ Change	% Change
STUDENT AFFAIRS				
00759 - HEALTH WELLNESS COMM	36,526	36,526	0	0.00%
C0003 - STUDENT AFFAIRS	193,728	200,004	6,276	3.24%
SUB-TOTAL STUDENT AFFAIRS	230,254	236,530	6,276	2.73%
PRESIDENT				
C0060 - OFFICE OF THE PRESIDENT	487,979	195,819	(292,160)	-59.87%
PRESIDENT'S OFFICE	487,979	195,819	(292,160)	-59.87%
C2013 - PC CAMPUS OPERATIONS	106,022	355,215	249,193	235.04%
PEARLAND CAMPUS ADMINISTRATION	106,022	355,215	249,193	235.04%
C0200 - COMPLIANCE & ETHICS	0	122,400	122,400	100.00%
TITLE IX, DIV/INCL, COMPLIANCE	0	122,400	122,400	100.00%
SUB-TOTAL PRESIDENT	594,001	673,434	79,433	13.37%
UNIVERSITY ADVANCEMENT				
C0075 - UNIVERSITY ADVANCEMENT	318,024	0	(318,024)	-100.00%
C0165 - THEATER AND CULTURAL ARTS	49,702	0	(49,702)	-100.00%
ADVANCEMENT	367,726	0	(367,726)	-100.00%
C0074 - MARKETING & COMMUNICATIONS	130,920	0	(130,920)	-100.00%
MARKETING & COMMUNICATIONS	130,920	0	(130,920)	-100.00%
SUB-TOTAL UNIVERSITY ADVANCEMENT	498,646	0	(498,646)	-100.00%
STRATEGIC ENROLLMENT MANAGEMENT				
C0065 - INT'L ADM & STUDENT SERVICES	335,257	0	(335,257)	-100.00%
INTERNATIONAL ADMISSIONS & STUDENT SERVICES	335,257	0	(335,257)	100.00%
C0135 - STUDENT ADMINISTRATION SYSTEMS	281,665	0	(281,665)	-100.00%
C0145 - ENROLLMENT MANAGEMENT	384,201	390,077	5,876	1.53%
VP STRATEGIC ENROLLMENT MANAGEMENT	665,866	390,077	(275,789)	-41.42%
C0067 - OFFICE OF ADMISSIONS	992,362	934,188	(58,174)	-5.86%
ADMISSIONS	992,362	934,188	(58,174)	5.86%
C0070 - FINANCIAL AID	53,181	53,181	0	0.00%
FINANCIAL AID	53,181	53,181	0	0.00%
SUB-TOTAL STRATEGIC ENROLLMENT MANAGEMENT	2,046,666	1,377,446	(669,220)	-32.70%

UH CLEAR LAKE
ALL UHCL DEPARTMENTS
2023 - 2024 Operating Budget
Education & General Funds - Uses

Department Node: C0000

Fund: Ledger 1 (State)

	Base Amount	Proposed Amount	\$ Change	% Change
ACADEMIC AFFAIRS				
C0147 - OFFICE OF INSTITUTIONAL RESRCH	76,605	78,280	1,675	2.19%
INFORMATION RESOURCES	76,605	78,280	1,675	2.19%
C0053 - OFFICE OF INFO TECHNOLOGY	3,437,779	3,261,475	(176,304)	-5.13%
COMPUTING	3,437,779	3,261,475	(176,304)	-5.13%
C0056 - LIBRARY	1,530,283	1,530,283	0	0.00%
LIBRARY	1,530,283	1,530,283	0	0.00%
C0061 - SR VICE PRES AND PROVOST	706,669	884,126	177,457	25.11%
C0012 - ENVIRONMENTAL INST OF HOUSTON	284,003	292,747	8,744	3.08%
SR VP AND PROVOST	990,672	1,176,873	186,201	18.80%
C0010 - OFFICE OF SPONSORED PROGRAMS	375,681	661,603	285,922	76.11%
ACADEMIC PROGRAM SUPPORT	375,681	661,603	285,922	76.11%
C0149 - ACCESSIBILITY SUPPORT CENTER	134,198	136,275	2,077	1.55%
STUDENT SUCCESS & INITIATIVES	134,198	136,275	2,077	1.55%
C0033 - MANAGEMENT	1,631,223	1,911,846	280,623	17.20%
C0029 - BUS DEANS OFFICE	836,437	0	(836,437)	-100.00%
C0032 - DECIS SCI,ECON,FIN,MARKETING	2,326,606	2,451,337	124,731	5.36%
C0041 - HEALTHCARE ADMIN PROGRAM	802,432	818,297	15,865	1.98%
C0031 - ACCOUNTING	1,744,109	1,651,538	(92,571)	-5.31%
C0035 - MIS	802,739	894,501	91,762	11.43%
COLLEGE OF BUS	8,143,546	7,727,519	(416,027)	-5.11%
C0048 - COE-CTR FOR PROF DEV -TEACHERS	73,320	80,004	6,684	9.12%
C0050 - COE - CTR FOR EDUCATION	124,088	137,000	12,912	10.41%
C0046 - COE DEANS OFFICE	2,144,831	1,448,335	(696,496)	-32.47%
C0176 - CURRICULUM & INSTRUCTION	869,162	1,046,531	177,369	20.41%
C0178 - LIT, LIB SCI & LEARNING TECH	627,925	815,037	187,112	29.80%
C0179 - COUNSELING, SPED, & DIVERSITY	863,950	1,167,411	303,461	35.12%
C0177 - LEADERSHIP & POLICY ANALYSIS	858,115	989,649	131,534	15.33%
C0047 - STEP	0	500,000	500,000	100.00%
COLLEGE OF EDU	5,561,391	6,183,967	622,576	11.19%
C0183 - CLINICAL,HEALTH&APPL SCIENCES	2,839,419	2,853,633	14,214	0.50%
C0023 - HSH DEANS OFFICE	218,363	183,745	(34,618)	-15.85%
C0184 - COMMUNICATION & STUDIO ARTS	1,681,467	1,862,337	180,870	10.76%
C0182 - SOCIAL & CULTURAL SCIENCES	0	1,282,582	1,282,582	100.00%
C0025 - HUMAN SCIENCES	205,382	200,000	(5,382)	-2.62%
COLLEGE OF HSH	4,944,631	6,382,297	1,437,666	29.08%

UH CLEAR LAKE
 ALL UHCL DEPARTMENTS
 2023 - 2024 Operating Budget
 Education & General Funds - Uses

Department Node: C0000
 Fund: Ledger 1 (State)

	Base Amount	Proposed Amount	\$ Change	% Change
C0043 - CSE DEANS OFFICE	2,429,293	1,748,207	(681,086)	-28.04%
C0044 - BIOLOGICAL SCIENCES	1,020,588	1,142,218	121,630	11.92%
C0161 - PHYSICAL & APPLIED SCIENCES	1,065,637	1,201,272	135,635	12.73%
C0162 - MATHEMATICS AND STATISTICS	1,001,508	1,021,252	19,744	1.97%
C2019 - PC - CSE	8,401	0	(8,401)	-100.00%
C0045 - COMPUTING SCIENCES	1,911,789	2,261,937	350,148	18.32%
C0088 - ENVIRONMENTAL SCIENCES	458,619	460,874	2,255	0.49%
C0134 - ENGINEERING	2,206,182	2,372,581	166,399	7.54%
COLLEGE OF S&E	10,102,017	10,208,341	106,324	1.05%
SUB-TOTAL ACADEMIC AFFAIRS	35,296,803	37,346,913	2,050,110	5.81%

UH CLEAR LAKE

ALL UHCL DEPARTMENTS

2023 - 2024 Operating Budget

Education & General Funds - Uses

Department Node: C0000

Fund: Ledger 1 (State)

	Base Amount	Proposed Amount	\$ Change	% Change
ADMINISTRATION & FINANCE				
C0062 - VICE PRES ADMIN AND FINANCE	277,860	284,048	6,188	2.23%
C0130 - ACCOUNTS PAYABLE	273,312	283,129	9,817	3.59%
C0072 - STUDENT BUSINESS SERVICES	61,668	0	(61,668)	-100.00%
C0185 - CENTRAL BUSINESS OFFICE	120,109	0	(120,109)	-100.00%
C0068 - HUMAN RESOURCES	906,620	919,992	13,372	1.47%
C0154 - BUSINESS OPERATIONS	278,382	285,270	6,888	2.47%
C2016 - PC-BUSINESS OPERATIONS	839,167	839,167	0	0.00%
C0153 - PLANNING & BUDGET OFFICE	361,077	374,388	13,311	3.69%
C0140 - PROCUREMENT	328,482	332,863	4,381	1.33%
C0020 - GENERAL SUPPORT SERVICES	184,777	0	(184,777)	-100.00%
C0019 - UNIVERSITY POLICE	1,792,193	1,830,257	38,064	2.12%
C0158 - EMERGENCY MGMT & FIRE SAFETY	88,440	147,209	58,769	66.45%
C0129 - GENERAL ACCOUNTING	500,361	512,842	12,481	2.49%
VP ADMINISTRATION & FINANCE	6,012,448	5,809,165	(203,283)	-3.38%
C0016 - FMC - CUSTODIAL SERVICES	960,205	1,026,475	66,270	6.90%
C0015 - FMC - BUILDING MAINTENANCE	40,000	40,000	0	0.00%
C0013 - FMC - GENERAL SERVICES	598,329	465,604	(132,725)	-22.18%
C0063 - ENVIRONMENTAL HEALTH & SAFETY	288,150	233,910	(54,240)	-18.82%
FACILITIES MGMT & CONSTRUCTION	1,886,684	1,765,989	(120,695)	-6.40%
SUB-TOTAL ADMINISTRATION & FINANCE	7,899,132	7,575,154	(323,978)	-4.10%
INSTITUTIONAL				
C1003 - UNALLOCATED: OTHER	110,838	351,011	240,173	216.69%
UNALLOCATED: OTHER	110,838	351,011	240,173	216.69%
C1004 - DEBT SERVICE PAYMENTS	1,472,759	1,471,685	(1,074)	-0.07%
DEBT SERVICE PAYMENTS	1,472,759	1,471,685	(1,074)	-0.07%
C1006 - OTHER TRANSFERS	43,170	39,006	(4,164)	-9.65%
OTHER TRANSFERS	43,170	39,006	(4,164)	-9.65%
C1007 - STAFF BENEFITS	10,844,284	10,844,284	0	0.00%
STAFF BENEFITS	10,844,284	10,844,284	0	0.00%
C1011 - UTILITIES	252,920	414,488	161,568	63.88%
UTILITIES	252,920	414,488	161,568	63.88%
SUB-TOTAL INSTITUTIONAL	12,723,971	13,120,474	396,503	1.88%
TOTAL USES	59,289,473	60,329,951	1,040,478	1.75%

UH CLEAR LAKE

ALL UHCL DEPARTMENTS

2023 - 2024 Operating Budget

Designated Funds - Uses

Department Node: C0000

Fund: Ledger 2

	Base Amount	Proposed Amount	\$ Change	% Change
STUDENT AFFAIRS				
00759 - STUDENT ENGAGEMENT	683,635	655,165	(28,470)	-4.16%
00759 - HEALTH WELLNESS COMM	259,938	176,032	(83,906)	-32.28%
C0003 - STUDENT AFFAIRS	42,000	42,000	0	0.00%
SUB-TOTAL STUDENT AFFAIRS	985,573	873,197	(112,376)	-11.40%
PRESIDENT				
C0060 - OFFICE OF THE PRESIDENT	1,031,775	663,864	(367,911)	-35.66%
PRESIDENT'S OFFICE	1,031,775	663,864	(367,911)	-35.66%
C0170 - STRATEGIC PARTNERSHIPS	449,678	458,273	8,595	1.91%
C0192 - UNIV STRATEGY & TRANSFORM	0	467,955	467,955	100.00%
INSTITUTIONAL STRATEGY	449,678	926,228	476,550	105.98%
C0066 - PROFESSIONAL ED & EXTEND PROG	123,700	145,250	21,550	17.42%
C2013 - PC CAMPUS OPERATIONS	342,177	68,942	(273,235)	-79.85%
PEARLAND CAMPUS ADMINISTRATION	465,877	214,192	(251,685)	-54.02%
C0169 - OFFICE OF TITLE IX EQUITY DIV	332,465	333,113	648	0.19%
C0199 - DIVERSITY & INCLUSION	0	195,447	195,447	100.00%
C0200 - COMPLIANCE & ETHICS	0	84,934	84,934	100.00%
TITLE IX, DIV/INCL, COMPLIANCE	332,465	613,494	281,029	84.53%
SUB-TOTAL PRESIDENT	2,279,795	2,417,778	137,983	6.05%
UNIVERSITY ADVANCEMENT				
C0073 - DEV & ALUMNI RELATIONS	10,000	85,000	75,000	750.00%
C0075 - UNIVERSITY ADVANCEMENT	1,345,746	1,701,172	355,426	26.41%
C0165 - THEATER AND CULTURAL ARTS	305,777	252,623	(53,154)	-17.38%
ADVANCEMENT	1,661,523	2,038,795	377,272	22.71%
C0074 - MARKETING & COMMUNICATIONS	1,833,728	2,223,459	389,731	21.25%
MARKETING & COMMUNICATIONS	1,833,728	2,223,459	389,731	21.25%
SUB-TOTAL UNIVERSITY ADVANCEMENT	3,495,251	4,262,254	767,003	21.94%

UH CLEAR LAKE
ALL UHCL DEPARTMENTS
2023 - 2024 Operating Budget
Designated Funds - Uses

Department Node: C0000

Fund: Ledger 2

	Base Amount	Proposed Amount	\$ Change	% Change
STRATEGIC ENROLLMENT MANAGEMENT				
C0065 - INT'L ADM & STUDENT SERVICES	1,156,826	1,033,412	(123,414)	-10.67%
INTERNATIONAL ADMISSIONS & STUDENT SERVICES	1,156,826	1,033,412	(123,414)	-10.67%
C0135 - STUDENT ADMINISTRATION SYSTEMS	228,814	707,051	478,237	209.01%
C0145 - ENROLLMENT MANAGEMENT	345,000	345,000	0	0.00%
VP STRATEGIC ENROLLMENT MANAGEMENT	573,814	1,052,051	478,237	83.34%
C0067 - OFFICE OF ADMISSIONS	1,422,074	1,373,940	(48,134)	-3.38%
C0082 - STUDENT ENROLLMENT CENTER	223,261	230,261	7,000	3.14%
C2015 - PC-ADMISSIONS	186,894	186,922	28	0.01%
ADMISSIONS	1,832,229	1,791,123	(41,106)	-2.24%
C0004 - SCHOLARSHIPS	3,087,097	3,497,345	410,248	13.29%
C0070 - FINANCIAL AID	7,098,619	6,434,806	(663,813)	-9.35%
C2007 - PC FINANCIAL AID	56,075	60,908	4,833	8.62%
FINANCIAL AID	10,241,791	9,993,059	(248,732)	-2.43%
C0127 - OFFICE OF ACADEMIC RECORDS	802,105	965,294	163,189	20.35%
REGISTRAR	802,105	965,294	163,189	20.35%
SUB-TOTAL STRATEGIC ENROLLMENT MANAGEMENT	14,606,765	14,834,939	228,174	1.56%

UH CLEAR LAKE

ALL UHCL DEPARTMENTS

2023 - 2024 Operating Budget

Designated Funds - Uses

Department Node: C0000

Fund: Ledger 2

	Base Amount	Proposed Amount	\$ Change	% Change
ACADEMIC AFFAIRS				
C0147 - OFFICE OF INSTITUTIONAL RESRCH	750,843	468,472	(282,371)	-37.61%
INFORMATION RESOURCES	750,843	468,472	(282,371)	-37.61%
C2005 - PC OFFICE OF INFO TECHNOLOGY	198,360	199,191	831	0.42%
C0053 - OFFICE OF INFO TECHNOLOGY	4,442,347	4,161,424	(280,923)	-6.32%
COMPUTING	4,640,707	4,360,615	(280,092)	-6.04%
C0056 - LIBRARY	2,960,881	2,819,090	(141,791)	-4.79%
C2008 - PC LIBRARY	165,904	166,768	864	0.52%
LIBRARY	3,126,785	2,985,858	(140,927)	-4.51%
C0189 - HEALTH, HUMAN PERF INST	266,062	269,753	3,691	1.39%
C0061 - SR VICE PRES AND PROVOST	1,294,104	935,480	(358,624)	-27.71%
C0012 - ENVIRONMENTAL INST OF HOUSTON	53,605	109,342	55,737	103.98%
SR VP AND PROVOST	1,613,771	1,314,575	(299,196)	-18.54%
C0079 - FACULTY SENATE	6,483	6,483	0	0.00%
C0166 - CENTER FOR FACULTY DEVELOPMENT	289,802	290,842	1,040	0.36%
C0010 - OFFICE OF SPONSORED PROGRAMS	317,280	320,308	3,028	0.95%
C0055 - OFFICE OF PLANNING AND ASSESSM	28,860	602,202	573,342	1986.63%
C0144 - OFFICE OF VICE PROVOST	0	332,068	332,068	100.00%
ACADEMIC PROGRAM SUPPORT	642,425	1,551,903	909,478	89.88%
C0142 - WRITING CENTER	317,425	283,520	(33,905)	-10.68%
C0148 - SUCCESS CENTER	582,410	622,325	39,915	6.85%
C0149 - ACCESSIBILITY SUPPORT CENTER	399,886	421,293	21,407	5.35%
C0151 - TESTING CENTER	174,094	211,350	37,256	21.40%
C0152 - SSI COLLEGE ADVISING	1,839,774	1,860,135	20,361	1.11%
C0155 - ACADEMIC TRANSFER ADVISING	434,791	444,542	9,751	2.24%
C0173 - STUDENT SUCCESS & INITIATIVES	324,336	1,425,290	1,100,954	339.45%
STUDENT SUCCESS & INITIATIVES	4,072,716	5,268,455	1,195,739	29.36%
C0034 - CTR FOR ADV MGMT PROGRAMS	260,000	260,000	0	0.00%
C0033 - MANAGEMENT	12,000	160,150	148,150	1234.58%
C0029 - BUS DEANS OFFICE	3,109,584	3,117,306	7,722	0.25%
C0032 - DECIS SCI,ECON,FIN,MARKETING	12,000	67,000	55,000	458.33%
C0041 - HEALTHCARE ADMIN PROGRAM	38,601	72,193	33,592	87.02%
C0031 - ACCOUNTING	12,000	52,000	40,000	333.33%
C0035 - MIS	10,000	31,000	21,000	210.00%
COLLEGE OF BUS	3,454,185	3,759,649	305,464	8.84%

UH CLEAR LAKE
ALL UHCL DEPARTMENTS
2023 - 2024 Operating Budget
Designated Funds - Uses

Department Node: C0000

Fund: Ledger 2

	Base Amount	Proposed Amount	\$ Change	% Change
C0048 - COE-CTR FOR PROF DEV -TEACHERS	90,627	97,000	6,373	7.03%
C0050 - COE - CTR FOR EDUCATION	111,061	122,467	11,406	10.27%
C0046 - COE DEANS OFFICE	458,878	447,454	(11,424)	-2.49%
C0176 - CURRICULUM & INSTRUCTION	58,175	68,785	10,610	18.24%
C0178 - LIT, LIB SCI & LEARNING TECH	46,575	48,500	1,925	4.13%
C0049 - COE - TEACHER CERTIFICATION	10,457	10,500	43	0.41%
C0179 - COUNSELING, SPED, & DIVERSITY	32,475	36,300	3,825	11.78%
C0177 - LEADERSHIP & POLICY ANALYSIS	28,475	29,500	1,025	3.60%
C0047 - STEP	58,909	59,380	471	0.80%
COLLEGE OF EDU	895,632	919,886	24,254	2.71%
C2006 - PC HSH	0	5,000	5,000	100.00%
C0180 - LIBERAL ARTS	1,761,176	1,879,477	118,301	6.72%
C0027 - TDC	103,110	100,000	(3,110)	-3.02%
C0183 - CLINICAL,HEALTH&APPL SCIENCES	0	131,037	131,037	100.00%
C0023 - HSH DEANS OFFICE	2,021,507	2,401,463	379,956	18.80%
C0181 - PSYCHOLOGY	1,047,855	1,205,472	157,617	15.04%
C0026 - HUMANITIES & FINE ARTS	238,849	0	(238,849)	-100.00%
C0184 - COMMUNICATION & STUDIO ARTS	0	304,501	304,501	100.00%
C0182 - SOCIAL & CULTURAL SCIENCES	1,482,970	86,470	(1,396,500)	-94.17%
C0025 - HUMAN SCIENCES	500,987	63,500	(437,487)	-87.33%
COLLEGE OF HSH	7,156,454	6,176,920	(979,534)	-13.69%
C0043 - CSE DEANS OFFICE	850,047	836,706	(13,341)	-1.57%
C0044 - BIOLOGICAL SCIENCES	89,403	180,030	90,627	101.37%
C0161 - PHYSICAL & APPLIED SCIENCES	134,149	134,149	0	0.00%
C0162 - MATHEMATICS AND STATISTICS	127,359	127,359	0	0.00%
C2019 - PC - CSE	9,465	9,465	0	0.00%
C0045 - COMPUTING SCIENCES	104,401	104,401	0	0.00%
C0088 - ENVIRONMENTAL SCIENCES	25,738	25,738	0	0.00%
C0134 - ENGINEERING	89,720	89,720	0	0.00%
COLLEGE OF S&E	1,430,282	1,507,568	77,286	5.40%
SUB-TOTAL ACADEMIC AFFAIRS	27,783,800	28,313,901	530,101	1.91%

UH CLEAR LAKE

ALL UHCL DEPARTMENTS

2023 - 2024 Operating Budget

Designated Funds - Uses

Department Node: C0000

Fund: Ledger 2

	Base Amount	Proposed Amount	\$ Change	% Change
ADMINISTRATION & FINANCE				
C0062 - VICE PRES ADMIN AND FINANCE	61,358	61,358	0	0.00%
C0130 - ACCOUNTS PAYABLE	17,080	17,080	0	0.00%
C0072 - STUDENT BUSINESS SERVICES	261,525	489,309	227,784	87.10%
C0058 - MAIL ROOM	100,000	100,000	0	0.00%
C0068 - HUMAN RESOURCES	155,985	217,890	61,905	39.69%
C0154 - BUSINESS OPERATIONS	51,861	51,861	0	0.00%
C2016 - PC-BUSINESS OPERATIONS	0	30,000	30,000	100.00%
C0153 - PLANNING & BUDGET OFFICE	26,000	181,783	155,783	599.17%
C0140 - PROCUREMENT	11,380	11,380	0	0.00%
C0020 - GENERAL SUPPORT SERVICES	181,395	427,039	245,644	135.42%
C0019 - UNIVERSITY POLICE	251,480	257,166	5,686	2.26%
C0158 - EMERGENCY MGMT & FIRE SAFETY	54,425	54,425	0	0.00%
C0129 - GENERAL ACCOUNTING	12,520	12,520	0	0.00%
VP ADMINISTRATION & FINANCE	1,185,009	1,911,811	726,802	61.33%
C0016 - FMC - CUSTODIAL SERVICES	335,570	204,330	(131,240)	-39.11%
C0017 - FMC - GROUNDS MAINTENANCE	701,220	768,297	67,077	9.57%
C0015 - FMC - BUILDING MAINTENANCE	959,344	1,041,324	81,980	8.55%
C0014 - FMC - CENTRAL PLANT	696,282	750,267	53,985	7.75%
C0057 - FMC - SCHEDULING & SPACE PLANN	121,343	137,011	15,668	12.91%
C0063 - ENVIRONMENTAL HEALTH & SAFETY	276,348	278,445	2,097	0.76%
C0013 - FMC - GENERAL SERVICES	677,392	1,168,103	490,711	72.44%
FACILITIES MGMT & CONSTRUCTION	3,767,499	4,347,777	580,278	15.40%
SUB-TOTAL ADMINISTRATION & FINANCE	4,952,508	6,259,588	1,307,080	26.39%

UH CLEAR LAKE
ALL UHCL DEPARTMENTS
2023 - 2024 Operating Budget
Designated Funds - Uses

Department Node: C0000

Fund: Ledger 2

	Base Amount	Proposed Amount	\$ Change	% Change
INSTITUTIONAL				
C0069 - AVP BUSINESS OPERATIONS	602,656	1,090,915	488,259	81.02%
INST'L BUSINESS OPERATIONS	602,656	1,090,915	488,259	81.02%
C0078 - BUDGET OFFICE	137,899	193,188	55,289	40.09%
INST'L BUDGET OPERATIONS	137,899	193,188	55,289	40.09%
C1003 - UNALLOCATED: OTHER	106,862	821,829	714,967	669.06%
UNALLOCATED: OTHER	106,862	821,829	714,967	669.06%
C1005 - SYSTEM SERVICE CHARGE	3,360,565	3,950,717	590,152	17.56%
SYSTEM SERVICE CHARGE	3,360,565	3,950,717	590,152	17.56%
C1007 - STAFF BENEFITS	18,000	18,000	0	0.00%
STAFF BENEFITS	18,000	18,000	0	0.00%
C1010 - INSURANCE PREMIUMS	857,371	1,140,610	283,239	33.04%
INSURANCE PREMIUMS	857,371	1,140,610	283,239	33.04%
C1011 - UTILITIES	1,603,661	1,171,936	(431,725)	-26.92%
UTILITIES	1,603,661	1,171,936	(431,725)	-26.92%
SUB-TOTAL INSTITUTIONAL	6,687,014	8,387,195	1,700,181	25.43%
TOTAL USES	60,790,706	65,348,852	4,558,146	7.50%

UH CLEAR LAKE
ALL UHCL DEPARTMENTS
2023 - 2024 Operating Budget
Auxiliary Funds - Uses

Department Node: C0000

Fund: Ledger 3

	Base Amount	Proposed Amount	\$ Change	% Change
STUDENT AFFAIRS				
00759 - STUDENT ENGAGEMENT	2,064,979	2,158,297	93,318	4.52%
00759 - HEALTH WELLNESS COMM	3,622,823	3,993,038	370,215	10.22%
C0003 - STUDENT AFFAIRS	720,512	693,950	(26,562)	-3.69%
SUB-TOTAL STUDENT AFFAIRS	6,408,314	6,845,285	436,971	6.82%
UNIVERSITY ADVANCEMENT				
C0165 - THEATER AND CULTURAL ARTS	122,850	272,850	150,000	122.10%
ADVANCEMENT	122,850	272,850	150,000	122.10%
SUB-TOTAL UNIVERSITY ADVANCEMENT	122,850	272,850	150,000	122.10%
ACADEMIC AFFAIRS				
C0049 - COE - TEACHER CERTIFICATION	550	550	0	0.00%
COLLEGE OF EDU	550	550	0	0.00%
C0026 - HUMANITIES & FINE ARTS	115,000	0	(115,000)	-100.00%
COLLEGE OF HSH	115,000	0	(115,000)	-100.00%
SUB-TOTAL ACADEMIC AFFAIRS	115,550	550	(115,000)	-99.52%
ADMINISTRATION & FINANCE				
C0126 - AUXILIARY SERVICES	65,562	68,562	3,000	4.58%
VP ADMINISTRATION & FINANCE	65,562	68,562	3,000	4.58%
C0159 - PARKING AND TRANSPORTATION	766,481	700,449	(66,032)	-8.61%
FACILITIES MGMT & CONSTRUCTION	766,481	700,449	(66,032)	-8.61%
SUB-TOTAL ADMINISTRATION & FINANCE	832,043	769,011	(63,032)	-7.58%
INSTITUTIONAL				
C0069 - AVP BUSINESS OPERATIONS	48,500	374,320	325,820	671.79%
INST'L BUSINESS OPERATIONS	48,500	374,320	325,820	0.00%
C0078 - BUDGET OFFICE	2,138	2,138	0	0.00%
INST'L BUDGET OPERATIONS	2,138	2,138	0	0.00%
C1004 - DEBT SERVICE PAYMENTS	3,334,476	3,013,282	(321,194)	-9.63%
DEBT SERVICE PAYMENTS	3,334,476	3,013,282	(321,194)	-9.63%
C1005 - SYSTEM SERVICE CHARGE	23,000	23,000	0	0.00%
SYSTEM SERVICE CHARGE	23,000	23,000	0	0.00%
C1011 - UTILITIES	303,829	303,829	0	0.00%
UTILITIES	303,829	303,829	0	0.00%
SUB-TOTAL INSTITUTIONAL	3,711,943	3,716,569	4,626	0.12%
TOTAL USES	11,190,700	11,604,265	413,565	3.70%

UH CLEAR LAKE
ALL UHCL DEPARTMENTS
2023 - 2024 Operating Budget
Restricted Funds - Uses

Department Node: C0000

Fund: Ledger 4

	Base Amount	Proposed Amount	\$ Change	% Change
STUDENT AFFAIRS				
C0003 - STUDENT AFFAIRS	1,707	2,110	403	23.61%
SUB-TOTAL STUDENT AFFAIRS	1,707	2,110	403	23.61%
UNIVERSITY ADVANCEMENT				
C0073 - DEV & ALUMNI RELATIONS	5,611	14,881	9,270	165.21%
C0165 - THEATER AND CULTURAL ARTS	20,000	6,000	(14,000)	-70.00%
ADVANCEMENT	25,611	20,881	(4,730)	-18.47%
SUB-TOTAL UNIVERSITY ADVANCEMENT	25,611	20,881	(4,730)	-18.47%
STRATEGIC ENROLLMENT MANAGEMENT				
C0004 - SCHOLARSHIPS	1,065,069	888,654	(176,415)	-16.56%
FINANCIAL AID	1,065,069	888,654	(176,415)	-16.56%
SUB-TOTAL STRATEGIC ENROLLMENT MANAGEMENT	1,065,069	888,654	(176,415)	-16.56%
ACADEMIC AFFAIRS				
C0056 - LIBRARY	13,827	27,311	13,484	97.52%
LIBRARY	13,827	27,311	13,484	97.52%
C0061 - SR VICE PRES AND PROVOST	0	975	975	100.00%
C0012 - ENVIRONMENTAL INST OF HOUSTON	14,170	28,161	13,991	98.74%
SR VP AND PROVOST	14,170	29,136	14,966	105.62%
C0029 - BUS DEANS OFFICE	8,473	11,555	3,082	36.37%
COLLEGE OF BUS	8,473	11,555	3,082	36.37%
C0050 - COE - CTR FOR EDUCATION	250	1,250	1,000	400.00%
C0046 - COE DEANS OFFICE	112,278	279,562	167,284	148.99%
COLLEGE OF EDU	112,528	280,812	168,284	149.55%
C0023 - HSH DEANS OFFICE	30,929	73,033	42,104	136.13%
C0026 - HUMANITIES & FINE ARTS	10,000	0	(10,000)	-100.00%
C0025 - HUMAN SCIENCES	80,000	292,500	212,500	265.63%
COLLEGE OF HSH	120,929	365,533	244,604	202.27%
C0043 - CSE DEANS OFFICE	47,862	207,778	159,916	334.12%
C0044 - BIOLOGICAL SCIENCES	4,968	23,944	18,976	381.96%
COLLEGE OF S&E	52,830	231,722	178,892	338.62%
SUB-TOTAL ACADEMIC AFFAIRS	322,757	946,069	623,312	193.12%
ADMINISTRATION & FINANCE				
C0068 - HUMAN RESOURCES	5,000	15,241	10,241	204.82%
VP ADMINISTRATION & FINANCE	5,000	15,241	10,241	204.82%
SUB-TOTAL ADMINISTRATION & FINANCE	5,000	15,241	10,241	204.82%
TOTAL USES	1,420,144	1,872,955	452,811	31.88%

UH CLEAR LAKE ALL UHCL DEPARTMENTS 2023 - 2024 Operating Budget Contract & Grant Funds - Uses

Department Node: C0000

Fund: Ledger 5

	Base Amount	Proposed Amount	\$ Change	% Change
STUDENT AFFAIRS				
C0186 - HEALTH WELLNESS COMM	-	323,173	323,173	100.00%
SUB-TOTAL STUDENT AFFAIRS	-	323,173	323,173	100.00%
STRATEGIC ENROLLMENT MANAGEMENT				
C0070 - FINANCIAL AID	20,617,100	20,853,534	236,434	1.15%
FINANCIAL AID	20,617,100	20,853,534	236,434	1.15%
SUB-TOTAL STRATEGIC ENROLLMENT MANAGEMENT	20,617,100	20,853,534	236,434	1.15%
ACADEMIC AFFAIRS				
C0061 - SR VICE PRES AND PROVOST	699,144	804,820	804,820	100.00%
C0012 - ENVIRONMENTAL INST OF HOUSTON	890,184	265,624	(624,560)	-70.16%
SR VP AND PROVOST	1,589,328	1,070,444	(518,884)	-32.65%
C0046 - COE DEANS OFFICE	776,098	2,071,149	1,295,051	166.87%
COLLEGE OF EDU	776,098	2,071,149	1,295,051	166.87%
C0023 - HSH DEANS OFFICE	431,548	1,255,168	823,620	190.85%
COLLEGE OF HSH	431,548	1,255,168	823,620	190.85%
C0043 - CSE DEANS OFFICE	890,335	1,263,012	372,677	41.86%
COLLEGE OF S&E	890,335	1,263,012	372,677	41.86%
SUB-TOTAL ACADEMIC AFFAIRS	3,687,309	5,659,773	1,972,464	53.49%
TOTAL USES	24,304,409	26,836,480	2,532,071	10.42%

UH CLEAR LAKE
ALL UHCL DEPARTMENTS Table E
Report For All Fund Groups For
Fiscal Year 2024

Entity: ALL UHCL DEPARTMENTS

	Proposed Fiscal Year 2024						Changes from Fiscal Year 2023					
	Faculty FTE	Prof'l Adm FTE	Classified Salary	Wages FTE	Other (Incl B5006) FTE	FTE Total	Faculty FTE	Prof'l Adm FTE	Classified FTE	Wages FTE	Other (incl B5006) FTE	FTE Total
ALL UHCL DEPARTMENTS	356.84	438.57	253.62	241.33	0.00	1,290.36	8.67	19.69	(0.21)	76.60	0.00	104.75
C0115 - STRAT ENROLLMENT MGMT PH-LVL 3	0.00	58.57	27.50	34.09	0.00	120.16	0.00	(0.93)	0.50	31.14	0.00	30.71
C0194 - VP OF SEM PH-LVL 4	0.00	11.00	0.00	19.40	0.00	30.40	0.00	0.00	0.00	19.40	0.00	19.40
C0198 - REGISTRAR PH-LVL4	0.00	5.00	4.50	0.44	0.00	9.94	0.00	0.50	0.50	0.44	0.00	1.44
C0195 - ADMISSIONS PH-LVL4	0.00	20.00	19.00	5.29	0.00	44.29	0.00	(1.00)	(1.00)	4.29	0.00	2.29
C0197 - FINANCIAL AID PH-LVL4	0.00	9.00	3.50	7.75	0.00	20.25	0.00	0.00	1.00	7.47	0.00	8.47
C0205 - INTL ADM & STUDENT SVCS	0.00	13.57	0.50	1.21	0.00	15.28	0.00	(0.43)	0.00	(0.46)	0.00	(0.89)
C0110 - UNIVERSITY ADVANCEMENT PH-LVL3	0.00	33.00	5.00	4.07	0.00	42.07	0.00	5.00	0.50	0.42	0.00	5.92
C0074 - MARKETING & COMMUNICATIONS	0.00	19.00	1.00	0.00	0.00	20.00	0.00	3.00	0.00	0.00	0.00	3.00
C0165 - THEATER AND CULTURAL ARTS	0.00	2.00	3.00	0.42	0.00	5.42	0.00	0.00	0.50	0.42	0.00	0.92
C0075 - UNIVERSITY ADVANCEMENT	0.00	12.00	1.00	3.65	0.00	16.65	0.00	2.00	0.00	0.00	0.00	2.00
C0113 - STUDENT AFFAIRS PH-LVL 3	0.00	65.50	11.00	43.04	0.00	119.54	0.00	(1.73)	1.00	8.46	0.00	7.73
C0003 - OFFICE OF VP STUDENT AFFAIRS	0.00	4.00	0.00	0.00	0.00	4.00	0.00	0.00	0.00	0.00	0.00	0.00
C0186 - HEALTH, WELLNESS & COMM-PH LV4	0.00	33.00	7.00	27.49	0.00	67.49	0.00	(4.73)	1.00	6.92	0.00	3.19
C0187 - STUDENT ENGAGEMENT-PH LV4	0.00	28.50	4.00	15.55	0.00	48.05	0.00	3.00	0.00	1.54	0.00	4.54
C0108 - PRESIDENT PH - LVL 3	0.00	18.00	3.00	11.97	0.00	32.97	0.00	(1.00)	2.00	11.72	0.00	12.72
C0109 - PRESIDENT PH - LVL 4	0.00	4.00	0.00	0.99	0.00	4.99	0.00	(5.00)	0.00	0.74	0.00	(4.26)
C0191 - PEARLAND CAMPUS ADMIN PH-LVL 4	0.00	5.00	1.00	0.00	0.00	6.00	0.00	0.00	1.00	0.00	0.00	1.00
C0190 - INSTITUTIONAL STRATEGY PH-LVL4	0.00	4.00	1.00	10.98	0.00	15.98	0.00	1.00	1.00	10.98	0.00	12.98
C0193 - TITLE IX, DIV INCL, COMP-LV4	0.00	5.00	1.00	0.00	0.00	6.00	0.00	3.00	0.00	0.00	0.00	3.00
C0103 - ACADEMIC AFFAIRS PH LVL 3	356.84	201.05	80.20	136.21	0.00	774.30	8.67	11.90	(4.46)	19.14	0.00	35.25
C0171 - STUDENT SUCCESS & INIT-PH LV 4	0.00	42.50	10.25	18.08	0.00	70.83	0.00	2.00	0.05	9.74	0.00	11.79
C0080 - INFORMATION RESOURCES PH-LVL4	0.00	83.91	19.50	30.16	0.00	133.57	0.00	2.01	(1.00)	(1.41)	0.00	(0.40)
C0096 - COLLEGE OF EDU	51.09	11.09	14.50	22.82	0.00	99.50	0.34	1.00	1.00	22.82	0.00	25.16
C0098 - COLLEGE OF BUS	76.45	7.00	12.40	13.25	0.00	109.10	(2.36)	1.00	(1.50)	(4.32)	0.00	(7.18)
C0100 - COLLEGE OF HSH	120.90	17.25	10.75	24.90	0.00	173.80	1.94	1.73	0.00	(18.35)	0.00	(14.68)
C0102 - COLLEGE OF S&E	108.40	9.50	9.00	26.59	0.00	153.49	8.75	0.01	(3.00)	11.24	0.00	17.00
C0112 - SR VP & PROVOST PH - LVL 4	0.00	14.80	1.80	0.00	0.00	16.60	0.00	(3.85)	(0.01)	(0.71)	0.00	(4.57)
C0143 - ACADEMIC PROGRAM SUPPORT	0.00	15.00	2.00	0.41	0.00	17.41	0.00	8.00	0.00	0.13	0.00	8.13
C0101 - ADMIN & FINANCE PH LVL 3	0.00	62.45	126.92	11.95	0.00	201.32	0.00	6.45	0.25	5.72	0.00	12.42
C0084 - FMC PH - LVL 4	0.00	15.00	80.75	11.95	0.00	107.70	0.00	4.00	2.25	6.70	0.00	12.95
C0105 - BUSINESS OPERATIONS LVL 4	0.00	18.45	18.17	0.00	0.00	36.62	0.00	0.45	1.00	(0.98)	0.00	0.47
C0119 - ADMIN & FINANCE PH LVL 4	0.00	2.00	0.00	0.00	0.00	2.00	0.00	0.00	0.00	0.00	0.00	0.00
C0121 - BUDGET OFFICE PH - LVL 4	0.00	6.00	1.00	0.00	0.00	7.00	0.00	(2.00)	0.00	0.00	0.00	(2.00)
C0122 - HUMAN RESOURCES PH - LVL 4	0.00	12.00	0.00	0.00	0.00	12.00	0.00	1.00	(1.00)	0.00	0.00	0.00
C0123 - UNIV POLICE PH - LVL 4	0.00	9.00	27.00	0.00	0.00	36.00	0.00	3.00	(2.00)	0.00	0.00	1.00
UH CLEAR LAKE	356.84	438.57	253.62	241.33	0.00	1,290.36	8.67	19.69	(0.21)	76.60	0.00	104.75

UH CLEAR LAKE
ALL UHCL DEPARTMENTS Table E
Report for General Funds For
Fiscal Year 2024

Entity: ALL UHCL DEPARTMENTS

Fund: Ledger 1 (STATE)

	Proposed Fiscal Year 2024						Changes from Fiscal Year 2023					
	Faculty FTE	Prof/Adm FTE	Classified Salary	Wages FTE	Other (incl B5006) FTE	FTE Total	Faculty FTE	Prof/Adm FTE	Classified FTE	Wages FTE	Other (incl B5006) FTE	FTE Total
C0000 - ALL UHCL DEPARTMENTS	303.03	120.91	98.65	49.14	0.00	571.73	15.10	(15.79)	(7.26)	41.26	0.00	33.31
C0115 - STRAT ENROLLMENT MGMT PH-LVL 3	0.00	18.00	2.00	7.75	0.00	27.75	0.00	(12.00)	2.00	7.75	0.00	(2.25)
C0194 - VP OF SEM PH-LVL 4	0.00	4.00	0.00	0.00	0.00	4.00	0.00	(5.00)	0.00	0.00	0.00	(5.00)
C0195 - ADMISSIONS PH-LVL4	0.00	14.00	2.00	0.00	0.00	16.00	0.00	(4.00)	2.00	0.00	0.00	(2.00)
C0197 - FINANCIAL AID PH-LVL4	0.00	0.00	0.00	7.75	0.00	7.75	0.00	0.00	0.00	7.75	0.00	7.75
C0205 - INTL ADM & STUDENT SVCS	0.00	0.00	0.00	0.00	0.00	0.00	0.00	(3.00)	0.00	0.00	0.00	(3.00)
C0110 - UNIVERSITY ADVANCEMENT PH-LVL3	0.00	0.00	0.00	0.00	0.00	0.00	0.00	(3.50)	0.00	0.00	0.00	(3.50)
C0074 - MARKETING & COMMUNICATIONS	0.00	0.00	0.00	0.00	0.00	0.00	0.00	(1.00)	0.00	0.00	0.00	(1.00)
C0165 - THEATER AND CULTURAL ARTS	0.00	0.00	0.00	0.00	0.00	0.00	0.00	(0.50)	0.00	0.00	0.00	(0.50)
C0075 - UNIVERSITY ADVANCEMENT	0.00	0.00	0.00	0.00	0.00	0.00	0.00	(2.00)	0.00	0.00	0.00	(2.00)
C0113 - STUDENT AFFAIRS PH-LVL 3	0.00	1.50	0.00	0.00	0.00	1.50	0.00	0.00	0.00	0.00	0.00	0.00
C0003 - OFFICE OF VP STUDENT AFFAIRS	0.00	1.00	0.00	0.00	0.00	1.00	0.00	0.00	0.00	0.00	0.00	0.00
C0186 - HEALTH, WELLNESS & COMM-PH LV4	0.00	0.50	0.00	0.00	0.00	0.50	0.00	0.00	0.00	0.00	0.00	0.00
C0108 - PRESIDENT PH - LVL 3	0.00	6.18	1.00	0.00	0.00	7.18	0.00	(0.02)	1.00	0.00	0.00	0.98
C0109 - PRESIDENT PH - LVL 4	0.00	1.18	0.00	0.00	0.00	1.18	0.00	(3.02)	0.00	0.00	0.00	(3.02)
C0191 - PEARLAND CAMPUS ADMIN PH-LVL 4	0.00	4.00	1.00	0.00	0.00	5.00	0.00	2.00	1.00	0.00	0.00	3.00
C0193 - TITLE IX, DIV INCL, COMP-LV4	0.00	1.00	0.00	0.00	0.00	1.00	0.00	1.00	0.00	0.00	0.00	1.00
C0103 - ACADEMIC AFFAIRS PH LVL 3	303.03	50.38	25.15	41.39	0.00	419.95	15.10	(1.27)	(1.37)	33.51	0.00	45.97
C0171 - STUDENT SUCCESS & INIT-PH LV 4	0.00	1.25	0.25	1.13	0.00	2.63	0.00	(0.75)	0.00	0.00	0.00	(0.75)
C0080 - INFORMATION RESOURCES PH-LVL4	0.00	17.74	1.00	0.00	0.00	18.74	0.00	0.74	0.00	0.00	0.00	0.74
C0096 - COLLEGE OF EDU	50.09	10.59	13.50	22.82	0.00	97.00	0.34	1.00	0.50	22.82	0.00	24.66
C0098 - COLLEGE OF BUS	64.54	0.00	0.00	0.00	0.00	64.54	(10.99)	0.00	0.00	0.00	0.00	(10.99)
C0100 - COLLEGE OF HSH	81.00	1.00	1.00	4.69	0.00	87.69	18.00	0.00	1.00	(2.06)	0.00	16.94
C0102 - COLLEGE OF S&E	107.40	7.50	8.00	12.75	0.00	135.65	7.75	0.33	(3.00)	12.75	0.00	17.83
C0112 - SR VP & PROVOST PH - LVL 4	0.00	8.30	1.40	0.00	0.00	9.70	0.00	(1.59)	0.13	0.00	0.00	(1.46)
C0143 - ACADEMIC PROGRAM SUPPORT	0.00	4.00	0.00	0.00	0.00	4.00	0.00	(1.00)	0.00	0.00	0.00	(1.00)
C0101 - ADMIN & FINANCE PH LVL 3	0.00	44.85	70.50	0.00	0.00	115.35	0.00	1.00	(8.89)	0.00	0.00	(7.89)
C0084 - FMC PH - LVL 4	0.00	5.00	35.00	0.00	0.00	40.00	0.00	1.00	(3.00)	0.00	0.00	(2.00)
C0105 - BUSINESS OPERATIONS LVL 4	0.00	13.85	9.50	0.00	0.00	23.35	0.00	(2.00)	(2.89)	0.00	0.00	(4.89)
C0119 - ADMIN & FINANCE PH LVL 4	0.00	2.00	0.00	0.00	0.00	2.00	0.00	0.00	0.00	0.00	0.00	0.00
C0121 - BUDGET OFFICE PH - LVL 4	0.00	4.00	1.00	0.00	0.00	5.00	0.00	(2.00)	0.00	0.00	0.00	(2.00)
C0122 - HUMAN RESOURCES PH - LVL 4	0.00	11.00	0.00	0.00	0.00	11.00	0.00	1.00	(1.00)	0.00	0.00	0.00
C0123 - UNIV POLICE PH - LVL 4	0.00	9.00	25.00	0.00	0.00	34.00	0.00	3.00	(2.00)	0.00	0.00	1.00
UH CLEAR LAKE	303.03	120.91	98.65	49.14	0.00	571.73	15.10	(15.79)	(7.26)	41.26	0.00	33.31

UH CLEAR LAKE
ALL UHCL DEPARTMENTS Table E
Report for Designated Funds For
Fiscal Year 2024

Entity: ALL UHCL DEPARTMENTS

Fund: Ledger 2 (Designated)

	Proposed Fiscal Year 2024						Changes from Fiscal Year 2023					
	Faculty FTE	Prof/Adm FTE	Classified Salary	Wages FTE	Other (incl B5006) FTE	FTE Total	Faculty FTE	Prof/Adm FTE	Classified FTE	Wages FTE	Other (incl B5006) FTE	FTE Total
C0000 - ALL UHCL DEPARTMENTS	52.81	254.42	140.47	137.39	0.00	585.09	(6.37)	32.48	6.00	16.37	0.00	48.48
C0115 - STRAT ENROLLMENT MGMT PH-LVL 3	0.00	40.57	25.50	26.34	0.00	92.41	0.00	11.07	(1.50)	23.39	0.00	32.96
C0194 - VP OF SEM PH-LVL 4	0.00	7.00	0.00	19.40	0.00	26.40	0.00	5.00	0.00	19.40	0.00	24.40
C0198 - REGISTRAR PH-LVL4	0.00	5.00	4.50	0.44	0.00	9.94	0.00	0.50	0.50	0.44	0.00	1.44
C0195 - ADMISSIONS PH-LVL4	0.00	6.00	17.00	5.29	0.00	28.29	0.00	3.00	(3.00)	4.29	0.00	4.29
C0197 - FINANCIAL AID PH-LVL4	0.00	9.00	3.50	0.00	0.00	12.50	0.00	0.00	1.00	(0.28)	0.00	0.72
C0205 - INTL ADM & STUDENT SVCS	0.00	13.57	0.50	1.21	0.00	15.28	0.00	2.57	0.00	(0.46)	0.00	2.11
C0110 - UNIVERSITY ADVANCEMENT PH-LVL3	0.00	33.00	2.00	3.65	0.00	38.65	0.00	8.50	(2.50)	0.00	0.00	6.00
C0074 - MARKETING & COMMUNICATIONS	0.00	19.00	1.00	0.00	0.00	20.00	0.00	4.00	0.00	0.00	0.00	4.00
C0165 - THEATER AND CULTURAL ARTS	0.00	2.00	0.00	0.00	0.00	2.00	0.00	0.50	(2.50)	0.00	0.00	(2.00)
C0075 - UNIVERSITY ADVANCEMENT	0.00	12.00	1.00	3.65	0.00	16.65	0.00	4.00	0.00	0.00	0.00	4.00
C0113 - STUDENT AFFAIRS PH-LVL 3	0.00	8.41	1.00	0.89	0.00	10.30	0.00	0.13	0.00	(3.11)	0.00	(2.98)
C0186 - HEALTH, WELLNESS & COMM-PH LV4	0.00	3.36	0.00	0.00	0.00	3.36	0.00	(0.43)	0.00	(3.00)	0.00	(3.43)
C0187 - STUDENT ENGAGEMENT-PH LV4	0.00	5.05	1.00	0.89	0.00	6.94	0.00	0.56	0.00	(0.11)	0.00	0.45
C0108 - PRESIDENT PH - LVL 3	0.00	11.82	2.00	11.97	0.00	25.79	0.00	(0.98)	1.00	11.72	0.00	11.74
C0109 - PRESIDENT PH - LVL 4	0.00	2.82	0.00	0.99	0.00	3.81	0.00	(1.98)	0.00	0.74	0.00	(1.24)
C0191 - PEARLAND CAMPUS ADMIN PH-LVL 4	0.00	1.00	0.00	0.00	0.00	1.00	0.00	(2.00)	0.00	0.00	0.00	(2.00)
C0190 - INSTITUTIONAL STRATEGY PH-LVL4	0.00	4.00	1.00	10.98	0.00	15.98	0.00	1.00	1.00	10.98	0.00	12.98
C0193 - TITLE IX, DIV INCL, COMP-LV4	0.00	4.00	1.00	0.00	0.00	5.00	0.00	2.00	0.00	0.00	0.00	2.00
C0103 - ACADEMIC AFFAIRS PH LVL 3	52.81	146.17	55.05	94.54	0.00	348.57	(6.37)	10.31	(2.14)	(14.65)	0.00	(12.85)
C0171 - STUDENT SUCCESS & INIT-PH LV 4	0.00	41.25	10.00	16.95	0.00	68.20	0.00	2.75	0.25	9.74	0.00	12.74
C0080 - INFORMATION RESOURCES PH-LVL4	0.00	66.17	18.50	30.16	0.00	114.83	0.00	1.27	(1.00)	(1.41)	0.00	(1.14)
C0096 - COLLEGE OF EDU	0.00	0.50	1.00	0.00	0.00	1.50	0.00	0.00	0.50	0.00	0.00	0.50
C0098 - COLLEGE OF BUS	11.91	7.00	12.40	13.25	0.00	44.56	8.63	1.00	(1.50)	(4.32)	0.00	3.81
C0100 - COLLEGE OF HSH	39.90	11.75	9.75	19.93	0.00	81.33	(16.00)	(1.13)	(0.25)	(16.57)	0.00	(33.95)
C0102 - COLLEGE OF S&E	1.00	2.00	1.00	13.84	0.00	17.84	1.00	(0.32)	0.00	(1.51)	0.00	(0.83)
C0112 - SR VP & PROVOST PH - LVL 4	0.00	6.50	0.40	0.00	0.00	6.90	0.00	(2.26)	(0.14)	(0.71)	0.00	(3.11)
C0143 - ACADEMIC PROGRAM SUPPORT	0.00	11.00	2.00	0.41	0.00	13.41	0.00	9.00	0.00	0.13	0.00	9.13
C0101 - ADMIN & FINANCE PH LVL 3	0.00	14.45	54.92	0.00	0.00	69.37	0.00	3.45	11.14	(0.98)	0.00	13.61
C0084 - FMC PH - LVL 4	0.00	7.00	44.75	0.00	0.00	51.75	0.00	1.00	7.25	0.00	0.00	8.25
C0105 - BUSINESS OPERATIONS LVL 4	0.00	4.45	8.17	0.00	0.00	12.62	0.00	2.45	3.89	(0.98)	0.00	5.36
C0121 - BUDGET OFFICE PH - LVL 4	0.00	2.00	0.00	0.00	0.00	2.00	0.00	0.00	0.00	0.00	0.00	0.00
C0122 - HUMAN RESOURCES PH - LVL 4	0.00	1.00	0.00	0.00	0.00	1.00	0.00	0.00	0.00	0.00	0.00	0.00
C0123 - UNIV POLICE PH - LVL 4	0.00	0.00	2.00	0.00	0.00	2.00	0.00	0.00	0.00	0.00	0.00	0.00
UH CLEAR LAKE	52.81	254.42	140.47	137.39	0.00	585.09	(6.37)	32.48	6.00	16.37	0.00	48.48

UH CLEAR LAKE
ALL UHCL DEPARTMENTS Table E
Report for Auxiliary Funds For
Fiscal Year 2024

Entity: ALL UHCL DEPARTMENTS

Fund: Ledger 3 (Auxiliary)

	Proposed Fiscal Year 2024						Changes from Fiscal Year 2023					
	Faculty FTE	Prof/Adm FTE	Classified Salary	Wages FTE	Other (incl B5006) FTE	FTE Total	Faculty FTE	Prof/Adm FTE	Classified FTE	Wages FTE	Other (incl B5006) FTE	FTE Total
C0000 - ALL UHCL DEPARTMENTS	0.00	58.74	14.50	54.52	0.00	127.76	0.00	(0.36)	1.05	18.69	0.00	19.38
C0110 - UNIVERSITY ADVANCEMENT PH-LVL3	0.00	0.00	3.00	0.42	0.00	3.42	0.00	0.00	3.00	0.42	0.00	3.42
C0165 - THEATER AND CULTURAL ARTS	0.00	0.00	3.00	0.42	0.00	3.42	0.00	0.00	3.00	0.42	0.00	3.42
C0113 - STUDENT AFFAIRS PH-LVL 3	0.00	55.59	10.00	42.15	0.00	107.74	0.00	(1.86)	1.00	11.57	0.00	10.71
C0003 - OFFICE OF VP STUDENT AFFAIRS	0.00	3.00	0.00	0.00	0.00	3.00	0.00	0.00	0.00	0.00	0.00	0.00
C0186 - HEALTH, WELLNESS & COMM-PH LV4	0.00	29.14	7.00	27.49	0.00	63.63	0.00	(4.30)	1.00	9.92	0.00	6.62
C0187 - STUDENT ENGAGEMENT-PH LV4	0.00	23.45	3.00	14.66	0.00	41.11	0.00	2.44	0.00	1.65	0.00	4.09
C0103 - ACADEMIC AFFAIRS PH LVL 3	0.00	0.00	0.00	0.00	0.00	0.00	0.00	(0.50)	(0.95)	0.00	0.00	(1.45)
C0171 - STUDENT SUCCESS & INIT-PH LV 4	0.00	0.00	0.00	0.00	0.00	0.00	0.00	0.00	(0.20)	0.00	0.00	(0.20)
C0100 - COLLEGE OF HSH	0.00	0.00	0.00	0.00	0.00	0.00	0.00	(0.50)	(0.75)	0.00	0.00	(1.25)
C0101 - ADMIN & FINANCE PH LVL 3	0.00	3.15	1.50	11.95	0.00	16.60	0.00	2.00	(2.00)	6.70	0.00	6.70
C0084 - FMC PH - LVL 4	0.00	3.00	1.00	11.95	0.00	15.95	0.00	2.00	(2.00)	6.70	0.00	6.70
C0105 - BUSINESS OPERATIONS LVL 4	0.00	0.15	0.50	0.00	0.00	0.65	0.00	0.00	0.00	0.00	0.00	0.00
UH CLEAR LAKE	0.00	58.74	14.50	54.52	0.00	127.76	0.00	(0.36)	1.05	18.69	0.00	19.38

UH CLEAR LAKE
ALL UHCL DEPARTMENTS Table E
Report Restricted Funds For
Fiscal Year 2024

Entity: ALL UHCL DEPARTMENTS

Fund: Ledger 4 (Restricted)

	Proposed Fiscal Year 2024						Changes from Fiscal Year 2023					
	Faculty Salary	Prorl Adm Salary	Classified Salary	Wages Salary	B5006 Salary	Salary Total	Faculty Salary	Prorl Adm Salary	Classified Salary	Wages Salary	Other (incl B5006) Sal	Salary Total
C0000 - ALL UHCL DEPARTMENTS	60,633	225,500	0	19,191	0	305,324	861	194,500	0	14,191	0	209,552
UH CLEAR LAKE	60,633	225,500	0	19,191	0	305,324	861	194,500	0	14,191	0	209,552

Expense Budget by Budget Node Category

UH CLEAR LAKE
ALL UHCL DEPARTMENTS
2023 - 2024 Expense Budget by Budget Node Category for All Funds
For Fiscal Year 2024

	Faculty Salary	Exempt Staff	Non-Exempt Staff	Grad Assist & Student Employees	Other Wages	Benefits	Cost of Goods Sold	M & O	Travel	Admin Charges	Debt Service	Utilities	Capital	Total Proposed Budget
C0084 - FMC	-	1,034,029	2,765,417	92,104	65,920	666,513	250,354	1,750,558	17,600	151,720	-	-	20,000	6,814,215
C0105 - Business Operations	-	1,323,690	746,238	-	11,000	199,939	140,000	168,388	18,200	1,400	852,167	-	-	3,461,022
C0119 - VP Admin & Finance	-	284,048	-	-	-	-	-	51,358	10,000	-	-	-	-	345,406
C0121 - Planning and Budget	-	459,202	36,512	-	480	33,017	-	21,960	5,000	-	-	-	-	556,171
C0122 - Human Resources	23,241	945,590	30,650	2,000	-	17,101	-	132,541	2,000	-	-	-	-	1,153,123
C0123 - University Police	-	681,790	1,216,192	-	129,533	24,712	-	228,630	8,200	-	-	-	-	2,289,057
C0124 - Institutional	12,868	10,135	104,803	-	541,752	10,784,824	-	6,748,873	-	-	4,484,967	1,890,253	645,763	25,224,238
C0101 - Admin & Finance	36,109	4,738,484	4,899,812	94,104	748,685	11,726,106	390,354	9,102,308	61,000	153,120	5,337,134	1,890,253	665,763	39,843,232
C0080 - Information Resources	-	5,008,621	763,609	503,645	88,976	1,089,618	12,000	2,438,536	91,500	32	-	-	2,715,757	12,712,294
C0096 - College of EDU	4,433,053	1,693,589	569,548	28,800	2,040	216,330	-	2,281,157	223,767	8,080	-	-	-	9,456,364
C0098 - College of BUS	8,967,506	743,501	478,077	160,368	34,741	409,567	-	639,270	47,693	18,000	-	-	-	11,498,723
C0100 - College of HSH	8,912,323	1,960,923	437,236	521,058	19,500	947,522	-	1,302,980	42,838	35,538	-	-	-	14,179,918
C0102 - College of S&E	9,219,835	1,218,616	348,855	365,336	6,200	152,567	-	1,760,834	138,400	-	-	-	-	13,210,643
C0112 - SR VP & Provost	-	1,671,047	92,679	-	4,757	169,731	-	1,418,544	105,553	200	-	-	135,000	3,597,511
C0143 - Academic Program Support	-	1,439,890	83,103	5,000	7,240	239,189	-	389,101	43,500	-	-	-	-	2,207,023
C0171 - Student Success & Initiatives	24,000	2,910,042	410,850	460,005	40,824	712,167	-	775,022	71,820	-	-	-	-	5,404,730
C0103 - Academic Affairs	31,556,717	16,646,229	3,183,957	2,044,212	204,278	3,936,691	12,000	11,005,444	765,071	61,850	-	-	2,850,757	72,267,206
C0109 - President	-	593,505	-	16,564	3,500	95,000	-	131,114	20,000	-	-	-	-	859,683
C0190 - Institutional Strategy	-	449,129	46,041	167,260	8,400	115,383	-	125,515	14,500	-	-	-	-	926,228
C0191 - Pearl and Campus Admin	-	382,980	47,235	-	-	20,250	-	107,942	7,000	4,000	-	-	-	569,407
C0193 - Title IX, Division, Inclusion & Compl	-	535,156	44,035	-	1,200	113,503	-	35,000	7,000	-	-	-	-	735,894
C0108 - President	-	1,960,770	137,311	183,824	13,100	344,136	-	399,571	48,500	4,000	-	-	-	3,091,212
C0073 - Dev & Alumni Relations	-	-	-	-	-	-	-	97,881	-	2,000	-	-	-	99,881
C0074 - Marketing & Communications	-	1,197,774	50,579	-	11,520	273,306	-	670,280	20,000	-	-	-	-	2,223,459
C0075 - University Advancement	-	1,084,803	42,960	10,000	8,880	241,618	-	298,903	14,000	8	-	-	-	1,701,172
C0165 - Theater & Cultural Arts	-	152,462	201,519	7,920	4,260	75,176	-	75,208	5,100	9,828	-	-	-	531,473
C0110 - University Advancement	-	2,435,039	295,058	17,920	24,660	590,100	-	1,142,272	39,100	11,836	-	-	-	4,555,985
C0003 - Office of VP Student Affairs	-	456,637	-	-	1,600	62,560	-	308,607	4,500	104,160	-	-	-	938,064
C0186 - Health, Wellness, & Comm	-	2,004,417	226,284	466,424	25,020	626,111	4,010	901,741	31,200	243,562	-	-	-	4,528,769
C0187 - Student Engagement	-	1,525,999	174,576	266,417	16,406	424,793	-	373,902	29,629	1,740	-	-	-	2,813,462
C0113 - Student Affairs	-	3,987,053	400,860	732,841	43,026	1,113,464	4,010	1,584,250	65,329	349,462	-	-	-	8,280,295
C0194 - VP of Strategic Enrollment Mgmt	-	877,539	-	49,400	1,442	130,198	-	349,549	34,000	-	-	-	-	1,442,128
C0195 - Admissions	-	1,170,930	706,787	97,229	10,822	232,730	-	477,813	29,000	-	-	-	-	2,725,311
C0197 - Financial Aid	-	550,928	108,681	444,194	7,080	177,536	-	30,492,009	8,000	-	-	-	-	31,788,428
C0198 - Registrar	-	344,286	182,712	5,310	4,320	148,053	-	276,613	4,000	-	-	-	-	965,294
C0205 - Int'l Adm & Student Services	-	473,170	93,793	21,359	3,595	98,320	-	276,775	60,000	6,400	-	-	-	1,033,412
C0115 - Strategic Enrollment Mgmt	-	3,416,853	1,091,973	617,492	27,259	786,837	-	31,872,759	135,000	6,400	-	-	-	37,954,573
Total Uses	31,592,826	33,184,428	10,008,971	3,690,393	1,061,008	18,497,334	406,364	55,106,604	1,114,000	586,668	5,662,954	1,890,253	3,190,700	165,992,503

* Includes ledger 5 proposed budget of \$26,836,480 provided from the Office of Sponsored Programs

UH CLEAR LAKE
 ALL UHCL DEPARTMENTS
 2023 - 2024 Expense Budget by Budget Node Category for State Funds
 For Fiscal Year 2024

	Faculty Salary	Exempt Staff	Non-Exempt Staff	Grad Assist & Student Employees	Other Wages	Benefits	M & O	Debt Service	Utilities	Capital	Total Proposed Budget
C0084 - FMC	-	332,308	1,166,192	-	27,049	-	240,440	-	-	-	1,765,989
C0105 - Business Operations	-	1,030,752	374,010	-	-	-	9,342	839,167	-	-	2,253,271
C0119 - VP Admin & Finance	-	284,048	-	-	-	-	-	-	-	-	284,048
C0121 - Planning and Budget	-	336,916	36,512	-	-	-	960	-	-	-	374,388
C0122 - Human Resources	-	867,586	-	-	-	-	52,406	-	-	-	919,992
C0123 - University Police	-	681,790	1,129,748	-	129,533	-	36,395	-	-	-	1,977,466
C0124 - Institutional	12,868	10,135	8,065	-	-	10,727,347	155,943	1,471,685	414,488	319,943	13,120,474
C0101 - Admin & Finance	12,868	3,543,535	2,714,527	-	156,582	10,727,347	495,486	2,310,852	414,488	319,943	20,695,628
C0080 - Information Resources	-	1,640,463	40,821	-	-	-	1,071,000	-	-	2,117,754	4,870,038
C0096 - College of EDU	4,372,420	905,286	512,087	28,800	-	-	365,374	-	-	-	6,183,967
C0098 - College of BUS	7,727,519	-	-	-	-	-	-	-	-	-	7,727,519
C0100 - College of HSH	6,146,597	74,004	35,700	67,500	-	-	58,496	-	-	-	6,382,297
C0102 - College of S&E	9,105,432	610,578	305,034	173,213	-	-	14,084	-	-	-	10,208,341
C0112 - SR VP & Provost	-	802,834	74,039	-	-	-	165,000	-	-	135,000	1,176,873
C0143 - Academic Program Support	-	505,207	-	-	-	-	156,396	-	-	-	661,603
C0171 - Student Success & Initiatives	-	119,752	10,337	6,186	-	-	-	-	-	-	136,275
C0103 - Academic Affairs	27,351,968	4,658,124	978,018	275,699	-	-	1,830,350	-	-	2,252,754	37,346,913
C0109 - President	-	193,899	-	-	-	-	1,920	-	-	-	195,819
C0191 - Pearland Campus Admin	-	307,980	47,235	-	-	-	-	-	-	-	355,215
C0193 - Title IX, Division, Inclusion & Compl	-	122,400	-	-	-	-	-	-	-	-	122,400
C0108 - President	-	624,279	47,235	-	-	-	1,920	-	-	-	673,434
C0074 - Marketing & Communications	-	-	-	-	-	-	-	-	-	-	-
C0075 - University Advancement	-	-	-	-	-	-	-	-	-	-	-
C0165 - Theater & Cultural Arts	-	-	-	-	-	-	-	-	-	-	-
C0110 - University Advancement	-	-	-	-	-	-	-	-	-	-	-
C0003 - Office of VP Student Affairs	-	200,004	-	-	-	-	-	-	-	-	200,004
C0186 - Health, Wellness, & Comm	-	33,288	-	-	-	-	3,238	-	-	-	36,526
C0113 - Student Affairs	-	233,292	-	-	-	-	3,238	-	-	-	236,530
C0194 - VP of Strategic Enrollment Mgmt	-	390,077	-	-	-	-	-	-	-	-	390,077
C0195 - Admissions	-	844,008	90,180	-	-	-	-	-	-	-	934,188
C0197 - Financial Aid	-	-	-	41,714	-	-	11,467	-	-	-	53,181
C0205 - Int'l Adm & Student Services	-	-	-	-	-	-	-	-	-	-	-
C0115 - Strategic Enrollment Mgmt	-	1,234,085	90,180	41,714	-	-	11,467	-	-	-	1,377,446
Total Uses	27,364,836	10,293,315	3,829,960	317,413	156,582	10,727,347	2,342,461	2,310,852	414,488	2,572,697	60,329,951

UH CLEAR LAKE
ALL UHCL DEPARTMENTS
2023 - 2024 Expense Budget by Budget Node Category for Designated Funds
For Fiscal Year 2024

	Faculty Salary	Exempt Staff	Non-Exempt Staff	Grad Assistants & Student Employees	Other Wages	Benefits	Cost of Goods Sold	M & O	Travel	Admin Charges	Debt Service	Utilities	Capital	Total Proposed Budget
C0084 - FMC	-	545,887	1,563,225	-	38,871	616,499	250,354	1,298,621	12,600	1,720	-	-	20,000	4,347,777
C0105 - Business Operations	-	278,510	349,707	-	11,000	190,277	137,000	140,095	18,200	1,400	13,000	-	-	1,139,189
C0119 - VP Admin & Finance	-	-	-	-	-	-	-	51,358	10,000	-	-	-	-	61,358
C0121 - Planning and Budget	-	122,286	-	-	480	33,017	-	21,000	5,000	-	-	-	-	181,783
C0122 - Human Resources	8,000	78,004	30,650	2,000	-	17,101	-	80,135	2,000	-	-	-	-	217,890
C0123 - University Police	-	-	86,444	-	-	24,712	-	192,235	8,200	-	-	-	-	311,591
C0124 - Institutional	-	-	96,738	-	541,752	57,477	-	6,519,292	-	-	-	1,171,936	-	8,387,195
C0101 - Admin & Finance	8,000	1,024,687	2,126,764	2,000	592,103	939,083	387,354	8,302,736	56,000	3,120	13,000	1,171,936	20,000	14,646,783
C0080 - Information Resources	-	3,368,158	722,788	503,645	88,976	1,089,618	12,000	1,347,666	91,500	32	-	-	590,562	7,814,945
C0096 - College of EDU	-	53,146	57,461	-	2,040	18,084	-	641,362	139,713	8,080	-	-	-	919,886
C0098 - College of BUS	1,239,987	743,501	478,077	160,368	34,741	409,567	-	627,715	47,693	18,000	-	-	-	3,759,649
C0100 - College of HSH	2,765,726	975,353	401,536	449,608	19,500	818,642	-	709,017	2,000	35,538	-	-	-	6,176,920
C0102 - College of S&E	114,403	96,435	43,821	192,123	6,200	68,734	-	880,811	105,041	-	-	-	-	1,507,568
C0112 - SR VP & Provost	-	482,439	18,640	-	4,757	81,265	-	662,832	70,925	200	-	-	-	1,321,058
C0143 - Academic Program Support	-	934,683	83,103	5,000	7,240	239,189	-	232,705	43,500	-	-	-	-	1,545,420
C0171 - Student Success & Initiatives	24,000	2,790,290	400,513	453,819	40,824	712,167	-	775,022	71,820	-	-	-	-	5,268,455
C0103 - Academic Affairs	4,144,116	9,444,005	2,205,939	1,764,563	204,278	3,437,266	12,000	5,877,130	572,192	61,850	-	-	590,562	28,313,901
C0109 - President	-	399,606	-	16,564	3,500	95,000	-	129,194	20,000	-	-	-	-	663,864
C0190 - Institutional Strategy	-	449,129	46,041	167,260	8,400	115,383	-	125,515	14,500	-	-	-	-	926,228
C0191 - Pearland Campus Admin	-	75,000	-	-	-	20,250	-	107,942	7,000	4,000	-	-	-	214,192
C0193 - Title IX, Division, Inclusion & Compl	-	412,756	44,035	-	1,200	113,503	-	35,000	7,000	-	-	-	-	613,494
C0108 - President	-	1,336,491	90,076	183,824	13,100	344,136	-	397,651	48,500	4,000	-	-	-	2,417,778
C0073 - Dev & Alumni Relations	-	-	-	-	-	-	-	83,000	-	2,000	-	-	-	85,000
C0074 - Marketing & Communications	-	1,197,774	50,579	-	11,520	273,306	-	670,280	20,000	-	-	-	-	2,223,459
C0075 - University Advancement	-	1,084,803	42,960	10,000	8,880	241,618	-	298,903	14,000	8	-	-	-	1,701,172
C0165 - Theater & Cultural Arts	-	152,462	47,887	-	4,260	42,014	-	5,900	100	-	-	-	-	252,623
C0110 - University Advancement	-	2,435,039	141,426	10,000	24,660	556,938	-	1,058,083	34,100	2,008	-	-	-	4,262,254
C0003 - Office of VP Student Affairs	-	-	-	-	-	-	-	37,500	4,500	-	-	-	-	42,000
C0186 - Health, Wellness, & Comm	-	131,531	-	-	1,090	38,212	-	5,199	-	-	-	-	-	176,032
C0187 - Student Engagement	-	298,231	56,087	15,300	1,440	88,257	-	187,430	8,000	420	-	-	-	655,165
C0113 - Student Affairs	-	429,762	56,087	15,300	2,530	126,469	-	230,129	12,500	420	-	-	-	873,197
C0194 - VP of Strategic Enrollment Mgmt	-	487,462	-	49,400	1,442	130,198	-	349,549	34,000	-	-	-	-	1,052,051
C0195 - Admissions	-	326,922	616,607	97,229	10,822	232,730	-	477,813	29,000	-	-	-	-	1,791,123
C0197 - Financial Aid	-	550,928	108,681	2,480	7,080	177,536	-	9,138,354	8,000	-	-	-	-	9,993,059
C0198 - Registrar	-	344,286	182,712	5,310	4,320	148,053	-	276,613	4,000	-	-	-	-	965,294
C0205 - Int'l Adm & Student Services	-	473,170	93,793	21,359	3,595	98,320	-	276,775	60,000	6,400	-	-	-	1,033,412
C0115 - Strategic Enrollment Mgmt	-	2,182,768	1,001,793	175,778	27,259	786,837	-	10,519,104	135,000	6,400	-	-	-	14,834,939
Total Uses	4,152,116	16,852,752	5,622,085	2,151,465	863,930	6,190,729	399,354	26,384,833	858,292	77,798	13,000	1,171,936	610,562	65,348,852

UH CLEAR LAKE
 ALL UHCL DEPARTMENTS
 2023 - 2024 Expense Budget by Budget Node Category for Auxiliary Funds
 For Fiscal Year 2024

	Exempt Staff	Non-Exempt Staff	Grad Assist & Student Employees	Other Wages	Benefits	Cost of Goods Sold	M & O	Travel	Admin Charges	Debt Service	Utilities	Capital	Total Proposed Budget
C0084 - FMC	155,834	36,000	92,104	-	50,014	-	211,497	5,000	150,000	-	-	-	700,449
C0105 - Business Operations	14,428	22,521	-	-	9,662	3,000	18,951	-	-	-	-	-	68,562
C0124 - Institutional	-	-	-	-	-	-	73,638	-	-	3,013,282	303,829	325,820	3,716,569
C0101 - Admin & Finance	170,262	58,521	92,104	-	59,676	3,000	304,086	5,000	150,000	3,013,282	303,829	325,820	4,485,580
C0096 - College of EDU	-	-	-	-	-	-	550	-	-	-	-	-	550
C0103 - Academic Affairs	-	-	-	-	-	-	550	-	-	-	-	-	550
C0165 - Theater & Cultural Arts	-	153,632	7,920	-	33,162	-	63,308	5,000	9,828	-	-	-	272,850
C0110 - University Advancement	-	153,632	7,920	-	33,162	-	63,308	5,000	9,828	-	-	-	272,850
C0003 - Office of VP Student Affairs	256,633	-	-	1,600	62,560	-	268,997	-	104,160	-	-	-	693,950
C0186 - Health, Wellness, & Comm	1,789,598	226,284	466,424	23,930	573,049	4,010	634,981	31,200	243,562	-	-	-	3,993,038
C0187 - Student Engagement	1,227,768	118,489	251,117	14,966	336,536	-	186,472	21,629	1,320	-	-	-	2,158,297
C0113 - Student Affairs	3,273,999	344,773	717,541	40,496	972,145	4,010	1,090,450	52,829	349,042	-	-	-	6,845,285
Total Uses	3,444,261	556,926	817,565	40,496	1,064,983	7,010	1,458,394	62,829	508,870	3,339,102	303,829	325,820	11,604,265

UH CLEAR LAKE
 ALL UHCL DEPARTMENTS
 2023 - 2024 Expense Budget by Budget Node Category for Restricted Funds
 For Fiscal Year 2024

	Faculty Salary	Exempt Staff	Grad Assist & Student Employees	Benefits	Capital	M & O	Travel	Total Proposed Budget
C0122 - Human Resources	15,241	-	-	-	-	-	-	15,241
C0101 - Admin & Finance	15,241	-	-	-	-	-	-	15,241
C0080 - Information Resources	-	-	-	-	7,441	19,870	-	27,311
C0096 - College of EDU	60,633	-	-	16,067	-	204,112	-	280,812
C0098 - College of BUS	-	-	-	-	-	11,555	-	11,555
C0100 - College of HSH	-	225,500	3,950	-	-	131,083	5,000	365,533
C0102 - College of S&E	-	-	-	-	-	231,722	-	231,722
C0112 - SR VP & Provost	-	-	-	-	-	23,336	5,800	29,136
C0103 - Academic Affairs	60,633	225,500	3,950	16,067	7,441	621,678	10,800	946,069
C0073 - Dev & Alumni Relations	-	-	-	-	-	14,881	-	14,881
C0165 - Theater & Cultural Arts	-	-	-	-	-	6,000	-	6,000
C0110 - University Advancement	-	-	-	-	-	20,881	-	20,881
C0003 - Office of VP Student Affairs	-	-	-	-	-	2,110	-	2,110
C0113 - Student Affairs	-	-	-	-	-	2,110	-	2,110
C0197 - Financial Aid	-	-	-	-	-	888,654	-	888,654
C0115 - Strategic Enrollment Mgmt	-	-	-	-	-	888,654	-	888,654
Total Uses	75,874	225,500	3,950	16,067	7,441	1,533,323	10,800	1,872,955

University of Houston-Clear Lake
FY24 Sources Audit Report
by Cost Center for All Funds

UH CLEAR LAKE
FY24 Sources Audit Report by Cost Center
All Funds

Entity: FE_C0000

FUND	ENTITY	PROGRAM	Base Budget	Proposed Budget	\$ Change
TUITION AND FEES					
TUITION					
FC_1059	FE_C1008	A1000-759 - NON-RESIDENT UNDERGRAD TUITION	608,829	479,531	(129,298)
FC_1059	FE_C1008	A1001-759 - RESIDENT UNDERGRAD TUITION	7,504,091	6,811,586	(692,505)
FC_1059	FE_C1008	A1002-759 - FOREIGN UNDERGRADUATE TUITION	878,609	583,645	(294,964)
FC_1059	FE_C1008	A1003-759 - RESIDENT GRADUATE TUITION	3,150,712	2,380,783	(769,929)
FC_1059	FE_C1008	A1004-759 - NON-RESIDENT GRADUATE TUITION	776,481	624,572	(151,909)
FC_1059	FE_C1008	A1005-759 - FOREIGN GRADUATE TUITION	4,275,258	4,736,608	461,350
FC_1059	FE_C1008	A1006-759 - TUITION 45+	104,572	62,786	(41,786)
FC_1059	FE_C1008	A1007-759 - TUITION 30+	491,832	491,832	0
FC_1059	FE_C1008	A1008-759 - TUITION THREE PEAT	119,273	214,653	95,380
Subtotal for Ledger 1			17,909,657	16,385,996	(1,523,661)
Total for All Ledgers			17,909,657	16,385,996	(1,523,661)
TUITION - DESIGNATED					
FC_2064	FE_C1008	A1009-759 - DESIGNATED TUITION	45,512,803	40,170,260	(5,342,543)
FC_2164	FE_C0023	A0225-759 - INSTRUCTION	474,443	420,421	(54,022)
FC_2164	FE_C0029	A0225-759 - INSTRUCTION	1,547,777	1,311,899	(235,878)
FC_2164	FE_C0043	A0225-759 - INSTRUCTION	437,076	417,390	(19,686)
FC_2164	FE_C0046	A0659-759 - DDT DOCTORAL COE	36,747	29,679	(7,068)
FC_2164	FE_C0046	A0978-759 - DDT COE	61,585	58,085	(3,500)
Subtotal for Ledger 2			48,070,431	42,407,734	(5,662,697)
Total for All Ledgers			48,070,431	42,407,734	(5,662,697)
STUDENT SERVICE FEES					
FC_3049	FE_C0003	I0211-759 - STU SER FEE INCOME	5,187,267	4,966,896	(220,371)
Subtotal for Ledger 3			5,187,267	4,966,896	(220,371)
Total for All Ledgers			5,187,267	4,966,896	(220,371)
OTHER STUDENT FEES					
FC_2063	FE_C0025	D1332-759 - PSYCHOLOGY APPLICATION FEES	-	7,000	7,000
FC_2063	FE_C0025	A0401-759 - HSH - PRACTICUM	37,000	0	(37,000)
FC_2063	FE_C0025	A0407-759 - HSH - HS,INCIDENTAL	109,000	0	(109,000)
FC_2063	FE_C0026	A0405-759 - HSH - ART,INCIDENTAL	135,669	0	(135,669)
FC_2063	FE_C0029	D0968-759 - GRADUATE COMPUTER RESEARCH SUP	207,871	150,000	(57,871)
FC_2063	FE_C0029	D0986-759 - BUS COMPUTER LAB SUPPORT	349,464	349,464	0
FC_2063	FE_C0029	A0225-759 - INSTRUCTION	78,861	86,374	7,513
FC_2063	FE_C0029	A0616-759 - MGMT STUDENT ASSESSMENT	6,267	0	(6,267)
FC_2063	FE_C0033	A0616-759 - MGMT STUDENT ASSESSMENT	0	3,500	3,500
FC_2063	FE_C0041	A0655-759 - HADM PROF RESIDENCY PROG	75	75	0
FC_2063	FE_C0043	A0415-759 - CSE CO-OP FUND	239	239	0
FC_2063	FE_C0044	D1310-759 - BIOLOGY	74,049	0	(74,049)
FC_2063	FE_C0044	D1311-759 - BIOTECHNOLOGY	10,252	0	(10,252)
FC_2063	FE_C0044	A1016-759 - CSE COURSE FEES	0	84,301	84,301
FC_2063	FE_C0045	D1307-759 - COMPUTER SCIENCE	72,389	0	(72,389)
FC_2063	FE_C0045	D1308-759 - COMPUTER INFORMATION SYSTEMS	12,097	0	(12,097)
FC_2063	FE_C0045	D1309-759 - INFORMATION TECHNOLOGY	11,013	0	(11,013)
FC_2063	FE_C0045	A1016-759 - CSE COURSE FEES	0	95,499	95,499
FC_2063	FE_C0046	D1067-759 - DOCTORAL PROG APPLICATION FEE	500	500	0
FC_2063	FE_C0046	A0364-759 - INTERNSHIP SUPPORT-PRACTICUM	15,000	15,000	0
FC_2063	FE_C0046	A0705-759 - ILD PDAS CERTIFICATION FEE	7,000	5,000	(2,000)
FC_2063	FE_C0048	A0609-759 - STATE ASSESSMENT LOCAL	6,000	6,000	0
FC_2063	FE_C0048	A0635-759 - UNDERGRAD INTERNSHIP SUPPORT	72,000	80,000	8,000
FC_2063	FE_C0050	A0361-759 - CEP PRACTICA	1,000	0	(1,000)
FC_2063	FE_C0061	A0568-759 - EASF - PROVOST	1,145,704	1,186,318	40,614
FC_2063	FE_C0065	E0255-759 - GLOBAL LEARN&STRATEGY OFF FEE	250,000	250,000	0
FC_2063	FE_C0067	E0225-759 - ADMISSIONS	348,000	330,600	(17,400)
FC_2063	FE_C0069	F0568-759 - RETURNED CHECKS & CHARGES	2,500	0	(2,500)
FC_2063	FE_C0069	E0283-759 - INSTALLMENT SVC FEE	150,000	0	(150,000)
FC_2063	FE_C0069	E0326-759 - LATE PAYMENT AND REGIS FEES	110,000	0	(110,000)
FC_2063	FE_C0069	E0395-759 - CREDIT CARD PROCESSING FEE	172,000	225,000	53,000
FC_2063	FE_C0070	H0723-759 - INTERNAT STD EXCH ASSISTANCE	92,500	92,500	0
FC_2063	FE_C0072	F0568-759 - RETURNED CHECKS & CHARGES	0	5,000	5,000

UH CLEAR LAKE
FY24 Sources Audit Report by Cost Center
All Funds

Entity: FE_C0000

FC_2063	FE_C0072	E0283-759 - INSTALLMENT SVC FEE	0	190,000	190,000
FC_2063	FE_C0072	E0326-759 - LATE PAYMENT AND REGIS FEES	0	142,500	142,500
FC_2063	FE_C0088	D1305-759 - ENVIRONMENTAL SCIENCE	8,187	0	(8,187)
FC_2063	FE_C0088	D1306-759 - GEOLOGY	13,535	0	(13,535)
FC_2063	FE_C0088	A1016-759 - CSE COURSE FEES	0	21,722	21,722
FC_2063	FE_C0127	E0314-759 - GRADUATION FEES	212,000	212,000	0
FC_2063	FE_C0127	E0316-759 - ACADEMIC RECORDS	58,613	58,613	0
FC_2063	FE_C0127	E0407-759 - ACADEMIC RECORDS FEES	650,267	606,870	(43,397)
FC_2063	FE_C0134	D1312-759 - ENGINEERING MANAGEMENT	9,359	0	(9,359)
FC_2063	FE_C0134	D1313-759 - COMPUTER ENGINEERING	37,529	0	(37,529)
FC_2063	FE_C0134	D1314-759 - PRE-ENGINEERING	4,310	0	(4,310)
FC_2063	FE_C0134	D1315-759 - SYSTEM ENGINEERING	6,805	0	(6,805)
FC_2063	FE_C0134	D1316-759 - SOFTWARE ENGINEERING	8,993	0	(8,993)
FC_2063	FE_C0134	A1016-759 - CSE COURSE FEES	0	76,658	76,658
FC_2063	FE_C0134	A1039-759 - MECHANICAL ENGIN INCID FEES	9,662	0	(9,662)
FC_2063	FE_C0156	E0387-759 - ORIENTATION & NEW STUDENT PROG	194,000	167,000	(27,000)
FC_2063	FE_C0156	E0423-759 - SOAR	23,100	16,000	(7,100)
FC_2063	FE_C0160	E0425-759 - CO-OP ED ADMIN	300	300	0
FC_2063	FE_C0161	D1319-759 - PHYSICS	33,347	0	(33,347)
FC_2063	FE_C0161	D1320-759 - CHEMISTRY	82,176	0	(82,176)
FC_2063	FE_C0161	D1321-759 - ASTRONOMY	4,973	0	(4,973)
FC_2063	FE_C0161	D1322-759 - INDUSTRIAL HYGIENE & SAFETY	7,431	0	(7,431)
FC_2063	FE_C0161	A1016-759 - CSE COURSE FEES	0	127,927	127,927
FC_2063	FE_C0162	D1317-759 - MATHEMATICS	100,257	0	(100,257)
FC_2063	FE_C0162	D1318-759 - STATISTICS	22,622	0	(22,622)
FC_2063	FE_C0162	A1016-759 - CSE COURSE FEES	0	122,879	122,879
FC_2063	FE_C0176	A0225-759 - INSTRUCTION	31,715	40,000	8,285
FC_2063	FE_C0178	A0225-759 - INSTRUCTION	22,426	22,426	0
FC_2063	FE_C0179	A0225-759 - INSTRUCTION	5,631	5,631	0
FC_2063	FE_C0180	A1046-759 - COURSE FEES FOR HSH	0	28,187	28,187
FC_2063	FE_C0181	A1046-759 - COURSE FEES FOR HSH	0	71,198	71,198
FC_2063	FE_C0182	A1046-759 - COURSE FEES FOR HSH	0	40,313	40,313
FC_2063	FE_C0183	A1046-759 - COURSE FEES FOR HSH	0	137,934	137,934
FC_2063	FE_C0184	A1046-759 - COURSE FEES FOR HSH	0	152,106	152,106
FC_2078	FE_C0065	E0444-759 - OPT FEES	80,000	80,000	0
FC_2165	FE_C0053	D1222-759 - INFORMATION RESOURCE FEE - CU	3,610,402	3,260,191	(350,211)
FC_2165	FE_C0056	D1223-759 - INFORMATION RESOURCE FEE - LU	1,900,212	1,715,890	(184,322)
Subtotal for Ledger 2			10,614,302	10,268,715	(345,587)
FC_3050	FE_C0069	I0457-759 - STUDENT CENTER FEE	617,712	617,712	0
FC_3052	FE_C0167	I0554-759 - CAMPUS RECREATION & WELLNESS	2,300,858	2,312,403	11,545
Subtotal for Ledger 3			2,918,570	2,930,115	11,545
Total for All Ledgers			13,532,872	13,198,830	(334,042)

UH CLEAR LAKE
FY24 Sources Audit Report by Cost Center
All Funds

Entity: FE_C0000

REMISSIONS AND EXEMPTIONS					
FC_1059	FE_C1008	A1000-759 - NON-RESIDENT UNDERGRAD TUITION	(291,380)	0	291,380
FC_1059	FE_C1008	A1001-759 - RESIDENT UNDERGRAD TUITION	(284,325)	(239,604)	44,721
FC_1059	FE_C1008	A1002-759 - FOREIGN UNDERGRADUATE TUITION	(133,983)	(106,584)	27,399
FC_1059	FE_C1008	A1003-759 - RESIDENT GRADUATE TUITION	(133,814)	(99,840)	33,974
FC_1059	FE_C1008	A1004-759 - NON-RESIDENT GRADUATE TUITION	(334,082)	(156,929)	177,153
FC_1059	FE_C1008	A1005-759 - FOREIGN GRADUATE TUITION	(1,595,381)	(1,475,726)	119,655
FC_1059	FE_C1008	A1007-759 - TUITION 30+	(15,245)	(15,245)	0
FC_1059	FE_C1008	A1008-759 - TUITION THREE PEAT	(2,860)	0	2,860
Subtotal for Ledger 1			(2,791,070)	(2,093,928)	697,142
FC_2063	FE_C0025	A0401-759 - HSH - PRACTICUM	(3,000)	0	3,000
FC_2063	FE_C0025	A0407-759 - HSH - HS,INCIDENTAL	(7,500)	0	7,500
FC_2063	FE_C0026	A0405-759 - HSH - ART,INCIDENTAL	(6,820)	0	6,820
FC_2063	FE_C0029	D0968-759 - GRADUATE COMPUTER RESEARCH SUP	(10,106)	(8,000)	2,106
FC_2063	FE_C0029	D0986-759 - BUS COMPUTER LAB SUPPORT	(14,422)	(14,422)	0
FC_2063	FE_C0029	A0225-759 - INSTRUCTION	(455)	(1,600)	(1,145)
FC_2063	FE_C0029	A0616-759 - MGMT STUDENT ASSESSMENT	(225)	0	225
FC_2063	FE_C0033	A0616-759 - MGMT STUDENT ASSESSMENT	0	(350)	(350)
FC_2063	FE_C0041	A0655-759 - HADM PROF RESIDENCY PROG	(5)	(5)	0
FC_2063	FE_C0044	D1310-759 - BIOLOGY	(2,445)	0	2,445
FC_2063	FE_C0044	D1311-759 - BIOTECHNOLOGY	(154)	0	154
FC_2063	FE_C0044	A1016-759 - CSE COURSE FEES	0	(2,599)	(2,599)
FC_2063	FE_C0045	D1307-759 - COMPUTER SCIENCE	(1,840)	0	1,840
FC_2063	FE_C0045	D1308-759 - COMPUTER INFORMATION SYSTEMS	(580)	0	580
FC_2063	FE_C0045	D1309-759 - INFORMATION TECHNOLOGY	(580)	0	580
FC_2063	FE_C0045	A1016-759 - CSE COURSE FEES	0	(3,000)	(3,000)
FC_2063	FE_C0046	A0364-759 - INTERNSHIP SUPPORT-PRACTICUM	(500)	(600)	(100)
FC_2063	FE_C0046	A0705-759 - ILD PDAS CERTIFICATION FEE	(500)	(500)	0
FC_2063	FE_C0048	A0609-759 - STATE ASSESSMENT LOCAL	(500)	(500)	0
FC_2063	FE_C0048	A0635-759 - UNDERGRAD INTERNSHIP SUPPORT	(4,000)	(2,200)	1,800
FC_2063	FE_C0061	A0568-759 - EASF - PROVOST	(40,100)	(47,453)	(7,353)
FC_2063	FE_C0070	H0723-759 - INTERNAT STD EXCH ASSISTANCE	(2,500)	(2,500)	0
FC_2063	FE_C0088	D1305-759 - ENVIRONMENTAL SCIENCE	(160)	0	160
FC_2063	FE_C0088	D1306-759 - GEOLOGY	(725)	0	725
FC_2063	FE_C0088	A1016-759 - CSE COURSE FEES	0	(885)	(885)
FC_2063	FE_C0127	E0407-759 - ACADEMIC RECORDS FEES	(19,510)	(20,633)	(1,123)
FC_2063	FE_C0134	D1312-759 - ENGINEERING MANAGEMENT	(240)	0	240
FC_2063	FE_C0134	D1313-759 - COMPUTER ENGINEERING	(400)	0	400
FC_2063	FE_C0134	D1314-759 - PRE-ENGINEERING	(80)	0	80
FC_2063	FE_C0134	D1315-759 - SYSTEM ENGINEERING	(240)	0	240
FC_2063	FE_C0134	D1316-759 - SOFTWARE ENGINEERING	(400)	0	400
FC_2063	FE_C0134	A1016-759 - CSE COURSE FEES	0	(1,640)	(1,640)
FC_2063	FE_C0134	A1039-759 - MECHANICAL ENGIN INCID FEES	(280)	0	280
FC_2063	FE_C0156	E0387-759 - ORIENTATION & NEW STUDENT PROG	(12,000)	(8,350)	3,650
FC_2063	FE_C0156	E0423-759 - SOAR	0	(800)	(800)
FC_2063	FE_C0161	D1319-759 - PHYSICS	(1,065)	0	1,065
FC_2063	FE_C0161	D1320-759 - CHEMISTRY	(2,410)	0	2,410
FC_2063	FE_C0161	D1321-759 - ASTRONOMY	(270)	0	270
FC_2063	FE_C0161	D1322-759 - INDUSTRIAL HYGIENE & SAFETY	(535)	0	535
FC_2063	FE_C0161	A1016-759 - CSE COURSE FEES	0	(4,280)	(4,280)
FC_2063	FE_C0162	D1317-759 - MATHEMATICS	(3,581)	0	3,581
FC_2063	FE_C0162	D1318-759 - STATISTICS	(1,040)	0	1,040
FC_2063	FE_C0162	A1016-759 - CSE COURSE FEES	0	(4,621)	(4,621)
FC_2063	FE_C0176	A0225-759 - INSTRUCTION	(715)	(715)	0
FC_2063	FE_C0178	A0225-759 - INSTRUCTION	(426)	(426)	0
FC_2063	FE_C0179	A0225-759 - INSTRUCTION	(331)	(331)	0
FC_2063	FE_C0180	A1046-759 - COURSE FEES FOR HSH	0	(1,409)	(1,409)
FC_2063	FE_C0181	A1046-759 - COURSE FEES FOR HSH	0	(3,560)	(3,560)
FC_2063	FE_C0182	A1046-759 - COURSE FEES FOR HSH	0	(2,016)	(2,016)
FC_2063	FE_C0183	A1046-759 - COURSE FEES FOR HSH	0	(6,897)	(6,897)
FC_2063	FE_C0184	A1046-759 - COURSE FEES FOR HSH	0	(7,605)	(7,605)
FC_2064	FE_C1008	A1009-759 - DESIGNATED TUITION	(2,306,735)	(1,940,473)	366,262

UH CLEAR LAKE
 FY24 Sources Audit Report by Cost Center
 All Funds

Entity: FE_C0000

FC_2164	FE_C0023	A0225-759 - INSTRUCTION	(21,529)	(19,760)	1,769
FC_2164	FE_C0029	A0225-759 - INSTRUCTION	(72,016)	(41,600)	30,416
FC_2164	FE_C0043	A0225-759 - INSTRUCTION	(13,921)	(6,500)	7,421
FC_2164	FE_C0046	A0659-759 - DDT DOCTORAL COE	(2,000)	(1,000)	1,000
FC_2164	FE_C0046	A0978-759 - DDT COE	(2,500)	(1,106)	1,394
FC_2165	FE_C0053	D1222-759 - INFORMATION RESOURCE FEE - CU	(178,254)	(118,997)	59,257
FC_2165	FE_C0056	D1223-759 - INFORMATION RESOURCE FEE - LU	(93,818)	(62,630)	31,188
Subtotal for Ledger 2			(2,831,413)	(2,339,963)	491,450
FC_3049	FE_C0003	I0211-759 - STU SER FEE INCOME	(22,417)	(21,465)	952
FC_3050	FE_C0069	I0457-759 - STUDENT CENTER FEE	(24,708)	(24,708)	0
FC_3052	FE_C0167	I0554-759 - CAMPUS RECREATION & WELLNESS	(92,497)	(92,961)	(464)
FC_3056	FE_C0159	I0535-759 - PARKING FEES & FINES	(1,600)	(1,600)	0
Subtotal for Ledger 3			(141,222)	(140,734)	488
Total for All Ledgers		REMISSIONS AND EXEMPTIONS	(5,763,705)	(4,574,625)	1,189,080
TOTAL FOR TUITION AND FEES		TUITION AND FEES	78,936,522	72,384,831	(6,551,691)

UH CLEAR LAKE
FY24 Sources Audit Report by Cost Center
All Funds

Entity: FE_C0000

GENERAL APPROPRIATIONS					
GENERAL REVENUE APPROPRIATION					
FC_1051	FE_C0069	F0237-759 - STATE APPROPRIATION	29,785,348	32,113,959	2,328,611
FC_1125	FE_C0010	B0504-759 - COMPREHENSIVE RESEARCH FUNDS	36,792	156,396	119,604
FC_1125	FE_C0012	B0503-759 - COMPREHENSIVE RESEARCH FUNDS	14,642	14,990	348
FC_1125	FE_C0061	B0505-759 - COMPREHENSIVE RESEARCH FUNDS	33,226	0	(33,226)
FC_1141	FE_C0069	F0237-759 - STATE APPROPRIATION	1,823,534	0	(1,823,534)
Subtotal for Ledger 1			31,693,542	32,285,345	591,803
Total for All Ledgers			31,693,542	32,285,345	591,803
GENERAL REVENUE - SALARY INCR					
OTHER GENERAL REVENUE APPROP					
FC_1137	FE_C0070	H0914-759 - FY23 TEXAS COLLEGE WORK STUDY	41,714	41,714	0
Subtotal for Ledger 1			41,714	41,714	0
Total for All Ledgers			41,714	41,714	0
STAFF BENEFITS APPROPRIATION					
FC_1019	FE_C1007	D0234-759 - ERS PREM ACS	600,000	600,000	0
FC_1019	FE_C1007	F0331-759 - ERS PREM INS	609,831	609,831	0
FC_1019	FE_C1007	A0284-759 - ERS PREM INR	2,500,000	2,992,959	492,959
FC_1019	FE_C1007	G0231-759 - ERS PREM PHP	10,000	10,000	0
FC_1019	FE_C1007	B0234-759 - ERS PREM RES	45,000	45,000	0
FC_1019	FE_C1007	E0213-759 - ERS PREM STS	155,000	155,000	0
FC_1021	FE_C1007	D0236-759 - ST PD RT ACS	46,433	46,433	0
FC_1021	FE_C1007	F0333-759 - ST PD RT INS	22,406	22,406	0
FC_1021	FE_C1007	A0286-759 - ST PD RT INR	925,337	925,337	0
FC_1021	FE_C1007	B0236-759 - ST PD RT RES	3,634	3,634	0
FC_1021	FE_C1007	E0215-759 - ST PD RT STS	14,091	14,091	0
FC_1022	FE_C1007	D0230-759 - SM FICA ACS	103,597	103,597	0
FC_1022	FE_C1007	F0319-759 - SM FICA INS	52,599	52,599	0
FC_1022	FE_C1007	A0280-759 - SM FICA INR	1,590,028	1,590,028	0
FC_1022	FE_C1007	G0227-759 - SM FICA PHYSICAL PLANT	2,842	2,842	0
FC_1022	FE_C1007	B0230-759 - SM FICA RES	21,605	21,605	0
FC_1022	FE_C1007	E0209-759 - SM FICA STS	52,828	52,828	0
FC_1029	FE_C1007	F0323-759 - UCI ST PD 50% REIMB	7,513	7,513	0
FC_1036	FE_C1007	D0240-759 - TRS F1 ACS	125,621	125,621	0
FC_1036	FE_C1007	F0338-759 - TRS F1 INS	232,295	232,295	0
FC_1036	FE_C1007	A0290-759 - TRS F1 INR	356,463	356,463	0
FC_1036	FE_C1007	G0237-759 - TRS F1 PHP	68,132	68,132	0
FC_1036	FE_C1007	B0240-759 - TRS F1 RES	9,738	9,738	0
FC_1036	FE_C1007	E0219-759 - TRS F1 STS	33,575	33,575	0
Subtotal for Ledger 1			7,588,568	8,081,527	492,959
Total for All Ledgers			7,588,568	8,081,527	492,959
TEXAS EXCELLENCE FUND					
TOTAL GENERAL APPROPRIATIONS			39,323,824	40,408,586	1,084,762

UH CLEAR LAKE

FY24 Sources Audit Report by Cost Center

All Funds

Entity: FE_C0000

FEDERAL CONTRACTS AND GRANTS

Fund Group 5	FE_C0001	GRPCC_UHCL_5_CAR - UHCL FUND 5 STUDENT SERVICES	-	323,173	323,173
Fund Group 5	FE_C0012	GRPCC_UHCL_5_EIH - UHCL FUND 5 EIH	890,184	265,624	265,624
Fund Group 5	FE_C0023	GRPCC_UHCL_5_HSH - UHCL FUND 5 HSH	432,548	1,255,168	1,255,168
Fund Group 5	FE_C0043	GRPCC_UHCL_5_SCE - UHCL FUND 5 SCE	890,335	1,263,012	1,263,012
Fund Group 5	FE_C0046	GRPCC_UHCL_5_EDU - UHCL FUND 5 EDU	776,098	2,071,149	2,071,149
Fund Group 5	FE_C0061	GRPCC_UHCL_5_PROV - UHCL FUND 5 SR VP AND PROVOST	699,144	804,820	804,820
Fund Group 5	FE_C0070	GRPCC_UHCL_5_EM - UHCL FUND 5 ENROLLMENT MGMT	20,619,900	20,853,534	20,853,534
Subtotal for Ledger 5			24,308,209	26,836,480	26,836,480
Total for All Ledgers			24,308,209	26,836,480	26,836,480

OTHER CONTRACTS & GRANTS

FC_1126	FE_C1011	G0701-759 - HAZLEWOOD REIMB - ART 1-86	0	253,752	253,752
FC_1127	FE_C1011	G0702-759 - MILITARY VET EX HAZLE-ART III	0	160,736	160,736
FC_1137	FE_C0070	H0915-759 - FY23 EDUCATIONAL AID PROGRAM	11,467	11,467	0
Subtotal for Ledger 1			11,467	425,955	414,488
Total for All Ledgers			11,467	425,955	414,488

INDIRECT COST RECOVERY

FC_2072	FE_C0010	B0260-759 - FACULTY RES SP FUND	57,791	57,791	0
FC_2072	FE_C0010	B0264-759 - FACULTY RESEARCH FUND	186,872	186,872	0
FC_2072	FE_C0078	F1090-759 - UNIV OPERATING - 2072	30,816	30,816	0
Subtotal for Ledger 2			275,479	275,479	0
Total for All Ledgers			275,479	275,479	0

GIFTS

FC_2075	FE_C0046	D0920-759 - PRIVATE GIFTS	1,250	1,250	0
FC_2075	FE_C0046	H0632-759 - SOE SCHOLARSHIPS	500	500	0
FC_2075	FE_C0050	D0999-759 - KIDS U DONATIONS	250	250	0
FC_2075	FE_C0060	F0471-759 - ANNUAL FUND INCOME	15,000	15,000	0
FC_2075	FE_C0073	F0946-759 - ALUMNI EVENTS INCOME	10,000	10,000	0
Subtotal for Ledger 2			27,000	27,000	0
FC_4041	FE_C0012	C0248-759 - ENVIROTHON	10,000	10,000	0
FC_4041	FE_C0012	B0457-759 - EIH TERRAPIN RESEARCH	100	100	0
FC_4041	FE_C0012	H0254-759 - SCHOOL YARD ECOSCAPES	1,000	1,000	0
FC_4041	FE_C0023	D0745-759 - HSH GEN SCHOOL OPERATION ACCOU	5,000	1,000	(4,000)
FC_4041	FE_C0023	D1098-759 - WOMENS STUDIES SPEAKER SERI	2,000	0	(2,000)
FC_4041	FE_C0023	D1381-759 - AGARWAL RESEARCH SUPPORT FUND	0	16,000	16,000
FC_4041	FE_C0025	D1118-759 - AUTISM OPERATIONAL SUPPORT	50,000	70,000	20,000
FC_4041	FE_C0025	D1154-759 - CROSS CULTURAL OPER SUPP	5,000	0	(5,000)
FC_4041	FE_C0025	D1377-759 - CADD OPS FOR WORKFORCE	0	139,600	139,600
FC_4041	FE_C0025	D1379-759 - CADD FONDREN FOUNDATION	0	80,000	80,000
FC_4041	FE_C0026	D0733-759 - CERAMICS SUPPORT	5,000	0	(5,000)
FC_4041	FE_C0026	D0998-759 - ART SCHOOL OPERATIONAL SUPPORT	5,000	0	(5,000)
FC_4041	FE_C0029	D0755-759 - INTERNATIONAL TAIWAN INITIATIV	1,000	1,000	0
FC_4041	FE_C0029	D0815-759 - BUS DEVELOPMENT FUND	2,000	2,000	0
FC_4041	FE_C0029	D0910-759 - BDK ACCTG EDUC FUND	5,000	5,000	0
FC_4041	FE_C0046	D0717-759 - DONATIONS FOR SOE SUPPORT	2,000	2,000	0
FC_4041	FE_C0046	A1044-759 - UHCL TEACH OPERATIONS AND INST	76,700	76,700	0
FC_4041	FE_C0050	D1104-759 - CEP DONATIONS	250	250	0
FC_4041	FE_C0050	A0372-759 - KIDS U	0	1,000	1,000
FC_4041	FE_C0056	D0721-759 - FRIENDS OF LIBRARY	1,500	1,500	0
FC_4041	FE_C0165	D1102-759 - ART GALLERY SUPPORT	5,000	1,000	(4,000)
FC_4041	FE_C0165	D1268-759 - THEATER & CULTURAL ARTS REV	15,000	5,000	(10,000)
FC_4042	FE_C0068	D0946-759 - ENRON TEACHING AWARDS	5,000	5,000	0
Subtotal for Ledger 4			196,550	418,150	221,600
Total for All Ledgers			223,550	445,150	221,600

UH CLEAR LAKE
FY24 Sources Audit Report by Cost Center
All Funds

Entity: FE_C0000

AUXILIARY ENTERPRISES					
FC_3056	FE_C0001	I0247-759 - COUNSELING SERVICES SALES,SERV	6,000	6,000	0
FC_3056	FE_C0002	I0253-759 - MEDICAL SER EXTERNAL	79,500	75,000	(4,500)
FC_3056	FE_C0026	I0344-759 - ART SCHOOL	115,000	0	(115,000)
FC_3056	FE_C0049	I0342-759 - DEFICIENCY ANALYSIS	550	550	0
FC_3056	FE_C0064	I0439-759 - STU INVOLV & LDRSHP INCOME	4,000	4,000	0
FC_3056	FE_C0126	I0472-759 - COLLEGE BOOKSTORE	125,000	125,000	0
FC_3056	FE_C0126	I0473-759 - VENDING	43,600	46,600	3,000
FC_3056	FE_C0126	I0478-759 - FOOD SERVICES	10,000	10,000	0
FC_3056	FE_C0159	I0535-759 - PARKING FEES & FINES	846,668	846,668	0
FC_3056	FE_C0160	I0546-759 - CAREER SERVICES SALES & SERV	500	500	0
FC_3056	FE_C0160	I0547-759 - SPECIAL EVENTS	12,000	12,000	0
FC_3056	FE_C0165	I0550-759 - UHCL THEATER AND CULTURAL ARTS	122,850	122,850	0
FC_3056	FE_C0167	I0481-759 - FITNESS AND WELLNESS INCOME	100,000	406,000	306,000
FC_3056	FE_C0168	I0553-759 - STUDENT-RESIDENCE HOUSING	1,835,036	1,835,036	0
FC_3056	FE_C0168	I0569-759 - GUEST HOUSING REVENUE	70,000	70,000	0
Subtotal for Ledger 3			3,370,704	3,560,204	189,500
Total for All Ledgers			3,370,704	3,560,204	189,500
OTHER EDUCATION AND GENERAL					
FC_2078	FE_C0012	D0857-759 - ENVIR ED SERVICES	3,000	3,000	0
FC_2078	FE_C0013	G0288-759 - PHYSICAL PLANT	0	18,000	18,000
FC_2078	FE_C0013	G0391-759 - LAND LEASES	18,000	0	(18,000)
FC_2078	FE_C0023	A0385-759 - HSH FOREIGN LANG	0	110,000	110,000
FC_2078	FE_C0025	D1173-759 - VERBAL BEHAVIOR CLINIC	10,000	1,500	(8,500)
FC_2078	FE_C0025	D1202-759 - SEVERE DISORDER RESEACH CLINIC	25,000	25,000	0
FC_2078	FE_C0025	A0383-759 - PSYCHOLOGICAL SERVICES CLINIC	36,000	30,000	(6,000)
FC_2078	FE_C0026	A0385-759 - HSH FOREIGN LANG	110,000	0	(110,000)
FC_2078	FE_C0034	A0445-759 - CENTER FOR ADV MGMT	260,000	260,000	0
FC_2078	FE_C0046	D1263-759 - COE STEM CONFERENCE OPERATING	4,000	4,000	0
FC_2078	FE_C0048	D0970-759 - ALTERNATIVE CERTIFICATION PROG	6,000	1,000	(5,000)
FC_2078	FE_C0050	A0226-759 - CTR FOR ED PROGRAMS	25,000	35,000	10,000
FC_2078	FE_C0050	A0372-759 - KIDS U	43,500	43,500	0
FC_2078	FE_C0050	A1038-759 - KIDS U - HAWK STEAM ACADEMY	4,500	4,500	0
FC_2078	FE_C0050	A1043-759 - FY20 TWC EXPLORE STEM CAMPS	10,800	13,000	2,200
FC_2078	FE_C0056	D0450-759 - LOST BOOK REPLACEMENT	400	400	0
FC_2078	FE_C0057	F0862-759 - FACILITY & EVENT SCHED-RENTAL	3,500	3,500	0
FC_2078	FE_C0066	D1362-759 - CEPD ACTIVITIES	0	50,000	50,000
FC_2078	FE_C0073	D0993-759 - ALUMNI MISC REVENUE	0	25,000	25,000
FC_2078	FE_C0075	F1055-759 - UNIVERSITY ADVANCEMENT	0	100	100
FC_2078	FE_C0078	F0662-759 - LOCAL FDS ADMIN CHG	270,000	270,000	0
FC_2078	FE_C0127	E0316-759 - ACADEMIC RECORDS	0	10,000	10,000
FC_2078	FE_C0154	F0615-759 - UNIVERSITY SUPPORT ACCOUNT-USA	5,000	5,000	0
FC_2078	FE_C0156	E0414-759 - ORIENTATION GUESTS	5,240	5,240	0
FC_2078	FE_C0184	A1048-759 - ART SCHOOL	0	160,000	160,000
FC_2080	FE_C2016	F1140-759 - ACC-UHCL MOU - PC Lease	0	30,000	30,000
Subtotal for Ledger 2			839,940	1,107,740	267,800
Total for All Ledgers			839,940	1,107,740	267,800
INVESTMENT INCOME					
FC_1059	FE_C0069	F0211-759 - MISCELLANEOUS REVENUE	125,000	125,000	0
Subtotal for Ledger 1			125,000	125,000	0
FC_2077	FE_C0069	F0719-759 - INTEREST INCOME	503,237	1,077,558	574,321
Subtotal for Ledger 2			503,237	1,077,558	574,321
Total for All Ledgers			628,237	1,202,558	574,321
ENDOWMENT INCOME					
FC_2076	FE_C0004	H0215-759 - SOE SCH ENDOW	6,514	7,106	592
FC_2076	FE_C0004	H0241-759 - UNIV SCHL ENDOW	34,433	37,560	3,127
FC_2076	FE_C0004	H0653-759 - GOERKE ENDWM SCHOLARSHIP	718	799	81
FC_2076	FE_C0029	D0414-759 - BUS QUASI ENDOWMENT	49,821	54,355	4,534
FC_2076	FE_C0029	D0996-759 - UHCL DIST PROF MIS END INC	17,077	18,628	1,551
FC_2076	FE_C0029	D1044-759 - COB STUDY ABROAD PROG END INC	2,262	2,468	206
FC_2076	FE_C0041	D0430-759 - BUS HEALTH CR ENDOWMENT	28,531	31,123	2,592
FC_2076	FE_C0043	D0997-759 - UHCL DIST PROF SCE END INC	17,086	18,638	1,552

UH CLEAR LAKE
FY24 Sources Audit Report by Cost Center
All Funds

Entity: FE_C0000

FC_2076	FE_C0046	D0334-759 - SOE DEVELOP ENDOWMENT INCOME	15,689	17,114	1,425
FC_2076	FE_C0060	D1123-759 - UHCL QUASI GROWTH FD ENDW	1,069	1,204	135
FC_2076	FE_C0061	D0318-759 - FAC DEVEL ENDOWMENT	46,857	51,128	4,271
FC_2076	FE_C0064	E0306-759 - UHCL STUDENT LIFE PROG END INC	3,131	3,615	484
FC_2077	FE_C0078	F1094-759 - CORE POOL INVESTMENT - QUASI	357,237	394,526	37,289
Subtotal for Ledger 2			580,425	638,264	57,839
FC_4028	FE_C0004	H0260-759 - AIR PRODUCTS END SCHOLARSHIP	496	541	45
FC_4028	FE_C0004	H0280-759 - BROWN & ROOT END FELLOW	5,195	5,667	472
FC_4028	FE_C0004	H0284-759 - ML WISMER END SCHOLARSHIP	7,828	8,540	712
FC_4028	FE_C0004	H0286-759 - ROHM HAAS END SCH	692	755	63
FC_4028	FE_C0004	H0292-759 - AKZO CHEMICAL SCHOLA ENDOW	521	569	48
FC_4028	FE_C0004	H0294-759 - MARTIN MARIETTA END SCHOLARSHI	830	905	75
FC_4028	FE_C0004	H0296-759 - BRUCKNER FUND	1,667	1,818	151
FC_4028	FE_C0004	H0302-759 - COLUMBIA HEALTHCARE SCHOL ENDO	833	909	76
FC_4028	FE_C0004	H0306-759 - CAREN COLLEY SCHOLARSHIP	5,444	6,083	639
FC_4028	FE_C0004	H0308-759 - HOBBY SCHOL ENDW	693	757	64
FC_4028	FE_C0004	H0312-759 - HONEYWELL SCHOLARSHIP ENDOW	2,738	2,987	249
FC_4028	FE_C0004	H0314-759 - EVALINE DECKARD SCHERGENS END	1,575	1,718	143
FC_4028	FE_C0004	H0316-759 - MARY ANN HOLTON SCHOL ENDOW	1,163	1,269	106
FC_4028	FE_C0004	H0322-759 - HYER-SOBRINO SCHOLARSHIP	5,780	6,493	713
FC_4028	FE_C0004	H0324-759 - STERLING CHEMICALS ENDOW SCHOL	487	531	44
FC_4028	FE_C0004	H0336-759 - THOMAS GEE SCHOL ENDOW	2,211	2,412	201
FC_4028	FE_C0004	H0360-759 - FAMILY THERAPY SCH	1,030	1,133	103
FC_4028	FE_C0004	H0364-759 - TAYLOR ENDW SCH	2,722	3,481	759
FC_4028	FE_C0004	H0368-759 - EVE MIESZKUC SCHLR ENDOW INCO	659	721	62
FC_4028	FE_C0004	H0390-759 - D F CALLAGHAN DISTING SCH END	6,256	6,904	648
FC_4028	FE_C0004	H0392-759 - JONES ENDOW SCH FUND	17,525	19,116	1,591
FC_4028	FE_C0004	H0394-759 - JEAN NETTLES USA SCH ENDW INC	2,301	2,510	209
FC_4028	FE_C0004	H0408-759 - ALUMNI SCHLSHIP ENDOW	33,954	37,178	3,224
FC_4028	FE_C0004	H0414-759 - HEALTHCARE ASSOC SCHLR ENDOW I	1,936	2,112	176
FC_4028	FE_C0004	H0416-759 - ENDOWED SCHOLAR IN SCE INT INC	5,082	5,543	461
FC_4028	FE_C0004	H0422-759 - ALEX SCHOLES SCHOL ENDOW	1,355	1,478	123
FC_4028	FE_C0004	H0424-759 - Patricia Potter Wilson COE End	4,020	4,385	365
FC_4028	FE_C0004	H0430-759 - LIT SCH END	2,084	2,324	240
FC_4028	FE_C0004	H0440-759 - ART EDUC END SCH	560	611	51
FC_4028	FE_C0004	H0442-759 - BETTY MARTIN KING FAM THERAPY	3,363	3,669	306
FC_4028	FE_C0004	H0446-759 - CYRIL & MARTHA KAJA SCHLR END	5,212	5,685	473
FC_4028	FE_C0004	H0450-759 - DR HAROLD & DOROTHY ELDEN SCH	1,090	1,189	99
FC_4028	FE_C0004	H0452-759 - FOWLES FAMILY SCH ENDOW INTERE	543	592	49
FC_4028	FE_C0004	H0454-759 - HUGH O LEA MEMORIAL SCHOLARSHI	2,513	2,768	255
FC_4028	FE_C0004	H0458-759 - ELDREWEY STEARNS SOCIOLOGY SCH	818	892	74
FC_4028	FE_C0004	H0460-759 - TRASK SCHOLARSHIP ENDOWMENT	7,328	8,076	748
FC_4028	FE_C0004	H0462-759 - INSTRUCTIONAL TECHNOLOGY SCHLR	3,570	3,895	325
FC_4028	FE_C0004	H0464-759 - HODGE RES SCH ENDOWMENT	690	753	63
FC_4028	FE_C0004	H0466-759 - ENVIRONMENTAL MANAGEMENT STUDI	683	753	70
FC_4028	FE_C0004	H0472-759 - HOPKINS ENDW SCH	1,579	1,723	144
FC_4028	FE_C0004	H0476-759 - EDUCATION LEADERSHIP ENDOWMENT	944	1,030	86
FC_4028	FE_C0004	H0478-759 - STEP SCH ENDOWMENT	11,299	12,326	1,027
FC_4028	FE_C0004	H0482-759 - BENSON ENDW SCH	2,735	2,984	249
FC_4028	FE_C0004	H0498-759 - JOAN AND HOWARD EISNER SCHLR	2,302	2,525	223
FC_4028	FE_C0004	H0500-759 - ANNUAL FUND SCHLR ENDOW INTERE	529	577	48
FC_4028	FE_C0004	H0502-759 - LIGHTFOOT JOHNS ACCT SCHOLARSH	6,608	0	(6,608)
FC_4028	FE_C0004	H0588-759 - MATTHEWS SCHOLARSHIP ENDOWMENT	494	539	45
FC_4028	FE_C0004	H0589-759 - PORTER ACCOUNTING SCHL ENDW	744	815	71
FC_4028	FE_C0004	H0597-759 - BONNIE M STAPLES SCH END INC	2,019	2,203	184
FC_4028	FE_C0004	H0598-759 - HILL HAWK ADVANTAGE ENDOWMENT	2,600	2,870	270
FC_4028	FE_C0004	H0599-759 - BOWERS MEMORIAL SCHOL ENDOW	531	580	49
FC_4028	FE_C0004	H0600-759 - D&A COUNCIL SCHOLARSHIP ENDOW	2,218	2,419	201
FC_4028	FE_C0004	H0603-759 - ABPW WARREN ENDOW SCHOL	1,469	0	(1,469)
FC_4028	FE_C0004	H0604-759 - MCKAY SOFTW ENG ENDW SCH	4,700	5,150	450
FC_4028	FE_C0004	H0605-759 - SEYMOUR LIT SCH ENDW	2,156	2,444	288
FC_4028	FE_C0004	H0606-759 - CAROL SNYDER MEMORIAL SCH ENDW	597	653	56

UH CLEAR LAKE

FY24 Sources Audit Report by Cost Center

All Funds

Entity: FE_C0000

FC_4028	FE_C0004	H0607-759 - KIERSTEAD MEM SCH ENDOW	1,590	1,735	145
FC_4028	FE_C0004	H0613-759 - BOEING ENG SCH ENDOW	914	1,000	86
FC_4028	FE_C0004	H0614-759 - MCCRACKEN SCH ENDOW	1,854	2,075	221
FC_4028	FE_C0004	H0615-759 - BERMUDEZ MEM SCH ENDOW	790	862	72
FC_4028	FE_C0004	H0616-759 - AMBROSE SCH ENDOW	1,791	1,954	163
FC_4028	FE_C0004	H0617-759 - KARP & SOUTH SCH ENDOW	2,865	3,126	261
FC_4028	FE_C0004	H0618-759 - SUE FELLMAN SERV LEAD SCH END	2,567	2,800	233
FC_4028	FE_C0004	H0620-759 - SPACE CITY HOU NCMA SCH ENDW	515	562	47
FC_4028	FE_C0004	H0621-759 - MORTON MEMORIAL SCH ENDW	1,191	1,299	108
FC_4028	FE_C0004	H0633-759 - STEVE RAKOW SCH ENDW	3,070	3,349	279
FC_4028	FE_C0004	H0635-759 - C BHATIA MEM SCHOL ENDW INCOME	1,317	1,437	120
FC_4028	FE_C0004	H0636-759 - ABPW R PLEDGER SCH ENDW	1,274	0	(1,274)
FC_4028	FE_C0004	H0637-759 - PRUDENCE COHEN MEM ENDW SCH	531	579	48
FC_4028	FE_C0004	H0645-759 - JAMES & NORMA HIGHTOWER SCH EN	1,858	2,029	171
FC_4028	FE_C0004	H0658-759 - MEZZINO EXCEL IN MATH ENDW SCH	585	680	95
FC_4028	FE_C0004	H0659-759 - M SNOWDEN BRUCE ENDW SCHL INC	6,550	7,184	634
FC_4028	FE_C0004	H0660-759 - REMOVING EDUCATIONAL BARR SCHL	8,654	9,440	786
FC_4028	FE_C0004	H0663-759 - PHI KAPPA PHI SCHL ENDW INCOME	730	840	110
FC_4028	FE_C0004	H0667-759 - JUDY VANDAGRIFF PART SCH EN IC	1,586	1,730	144
FC_4028	FE_C0004	H0668-759 - MIESZKUC MEM SHC WOM END INC	2,689	2,935	246
FC_4028	FE_C0004	H0670-759 - WELLS FARGO SCHL ENDW INCOME	524	572	48
FC_4028	FE_C0004	H0672-759 - HAYES SCHOLAR ENDWWM INCOME	525	573	48
FC_4028	FE_C0004	H0677-759 - DSLABS ISA SCHOLARSHIP ENDW IN	2,883	3,145	262
FC_4028	FE_C0004	H0678-759 - LUNAR RENV FEST SCHL ENDW INC	2,815	3,071	256
FC_4028	FE_C0004	H0680-759 - INFRAGARD ENDW SCHOLAR INCOME	2,534	2,764	230
FC_4028	FE_C0004	H0681-759 - ISACA SCHOLARSHIP ENDOM INCOM	5,005	5,459	454
FC_4028	FE_C0004	H0682-759 - FRANK PEREZ SCHOL ENDW INCOME	1,436	1,635	199
FC_4028	FE_C0004	H0683-759 - MCCALL SCHOL ENDOW INCOME	1,002	1,395	393
FC_4028	FE_C0004	H0684-759 - FOWLER INTERN CON SCH END INCO	1,853	2,039	186
FC_4028	FE_C0004	H0687-759 - KEELER GR EARLY CH ED SCH END	1,038	1,132	94
FC_4028	FE_C0004	H0693-759 - TEX ASSN ENVIRN PROF ENDW SCH	758	827	69
FC_4028	FE_C0004	H0696-759 - BARRIOS ROBINSON ENDW SCHL	1,061	1,159	98
FC_4028	FE_C0004	H0697-759 - DISTINGUISHED ALUMNI SCH EN IN	4,471	4,926	455
FC_4028	FE_C0004	H0699-759 - MAYO SCHOLAR ENDOWM INCOME	549	694	145
FC_4028	FE_C0004	H0712-759 - SPEIGHT FAML THERAPY ENDW INC	824	953	129
FC_4028	FE_C0004	H0713-759 - LUNNEY FAMILY SCHOLARSHIP	2,090	2,284	194
FC_4028	FE_C0004	H0729-759 - UHCL VETERANS SCHOLAR ENDOW	2,558	2,792	234
FC_4028	FE_C0004	H0730-759 - LEIBFRIED ENDW LEGACY SCHOL	609	673	64
FC_4028	FE_C0004	H0731-759 - BELL ENDOW SCHOL MARR&FAM TH	1,001	1,104	103
FC_4028	FE_C0004	H0739-759 - AUSTIN LEGAL STUDIES SCH END	1,680	1,833	153
FC_4028	FE_C0004	H0749-759 - SOE ALUMNI SCHOLAR ENDW	1,665	1,816	151
FC_4028	FE_C0004	H0763-759 - HOUSTON COCA COLA SCH ENDW	512	558	46
FC_4028	FE_C0004	H0771-759 - D ROBINSON SCHOLARSHIP ENDW	652	712	60
FC_4028	FE_C0004	H0773-759 - G MIESZKOWSKI SCHOLAR ENDOW	1,946	2,176	230
FC_4028	FE_C0004	H0774-759 - JASKA SCHOLARSHIP ENDOWME	476	521	45
FC_4028	FE_C0004	H0775-759 - R WILSON SCHOLARSHIP ENDOWM	1,563	1,761	198
FC_4028	FE_C0004	H0776-759 - W STAPLES SUPPORT STAFF SCH EN	2,050	2,248	198
FC_4028	FE_C0004	H0780-759 - TODD DAVIS MEM SCHOLARSHIP	765	838	73
FC_4028	FE_C0004	H0785-759 - SAMUELS LITERACY TEACHER SCH E	1,145	1,255	110
FC_4028	FE_C0004	H0796-759 - PALMER FAMILY SCHOLAR ENDW	3,445	3,760	315
FC_4028	FE_C0004	H0798-759 - CANTEEN SCHOLARSHIP ENDOWM	620	679	59
FC_4028	FE_C0004	H0802-759 - CULLINAN ENDOW SCHOLARSHIP	1,739	1,859	120
FC_4028	FE_C0004	H0803-759 - SOUTHLAND PAPER ENDW SCHOL	1,876	2,020	144
FC_4028	FE_C0004	H0804-759 - LYNETTE AUTRY ENDW SCHOLA	3,240	3,534	294
FC_4028	FE_C0004	H0807-759 - JOSEPHINE TITTSWORTH SCH ENDW	771	854	83
FC_4028	FE_C0004	H0827-759 - DE YOSSIE HARRIS SCH-ENDOW INC	558	609	51
FC_4028	FE_C0004	H0828-759 - ZEON END GRAD FELLOW	3,829	4,177	348
FC_4028	FE_C0004	H8527-759 - TOM T WILLIAMS SCH ENDOW	791	865	74
FC_4028	FE_C0004	H8577-759 - Preston and Joslen B Johnson	522	579	57
FC_4028	FE_C0004	H8579-759 - Nick J de Vries Legacy Schola	810	903	93
FC_4028	FE_C0004	H8582-759 - Don & Bev Kyle Acctg Sch Endow	2,163	2,366	203
FC_4028	FE_C0004	H8585-759 - Katherine Justice End Emp Sch	979	1,116	137

UH CLEAR LAKE
FY24 Sources Audit Report by Cost Center
All Funds

Entity: FE_C0000

FC_4028	FE_C0004	H8605-759 - Mary Ainslie Hawk Adv Schol En	3,553	4,352	799
FC_4028	FE_C0004	H8622-759 - ASHLEY PACKARD MEM SCHOL END	766	840	74
FC_4028	FE_C0004	H8644-759 - Bennett and Timm Family	763	836	73
FC_4028	FE_C0004	H8650-759 - KATHY & MIKE REEVES HAWK ENDOW	2,942	3,442	500
FC_4028	FE_C0004	H8660-759 - SUSAN & JOHN GARMAN HAWK ENDOW	2,781	3,041	260
FC_4028	FE_C0004	H8671-759 - MARILYN & CHAS SIMS HAWK ENDOW	2,542	2,804	262
FC_4028	FE_C0004	H8674-759 - PATRICIA MANN MEMORIAL SCH END	586	642	56
FC_4028	FE_C0004	H8677-759 - Logical Innovations Sch Endow	4,781	5,241	460
FC_4028	FE_C0004	H8685-759 - SANDRA JOHNSON HAWK AD SCH END	2,146	2,636	490
FC_4028	FE_C0004	H8687-759 - WILLIAM L SHALLBERG END SCH	1,125	1,272	147
FC_4028	FE_C0004	H8706-759 - LOIS G TIMM VET & FAM END INC	1,226	1,349	123
FC_4028	FE_C0004	H8732-759 - WILLIAM E SHOCK SCH ENDOW	2,286	2,674	388
FC_4028	FE_C0004	H8739-759 - WM A STAPLES HAWK SCH ENDOW	5,202	5,829	627
FC_4028	FE_C0004	H8740-759 - R J THONUS MBA SCH ENDOW	4,706	6,188	1,482
FC_4028	FE_C0004	H8748-759 - K & S Agarwal MIS Sch End	2,140	2,499	359
FC_4028	FE_C0004	H8754-759 - DR BETTYE L GRIGSBY SCH END	1,122	1,227	105
FC_4028	FE_C0004	H8756-759 - SAMUELS FAMILY FDN SCH END	2,306	2,522	216
FC_4028	FE_C0004	H8758-759 - K F DICKERSON INTL PRG SCH END	1,145	1,252	107
FC_4028	FE_C0004	H8760-759 - RAJ & KAMALA CHHIKARA SCH END	1,145	1,252	107
FC_4028	FE_C0004	H8764-759 - KATHERINE M TAMER HAWK SCH END	1,811	2,383	572
FC_4028	FE_C0004	H8767-759 - MILES RAYMOND MATTHEW SCH END	1,128	1,241	113
FC_4028	FE_C0004	H8772-759 - PERRY HOMES SCH ENDOW	870	1,147	277
FC_4028	FE_C0004	H8813-759 - K & S AGARWAL SW ENGR SCH END	4,306	4,710	404
FC_4028	FE_C0004	H8842-759 - STEM Educator HIS Internship	6,443	8,383	1,940
FC_4028	FE_C0004	H8915-759 - Bill & Helen Crowder Fnd Endow	0	987	987
FC_4028	FE_C0004	H9724-759 - CF & KB HALL HAWK AD SCH ENDOW	7,545	8,389	844
FC_4028	FE_C0043	H9452-759 - G B TECH INC RESEARCH ASST END	586	639	53
FC_4042	FE_C0003	D8647-759 - LEHMAN FAMILY LEADERSHIP ENDOW	1,707	2,110	403
FC_4042	FE_C0012	A0507-759 - LOCKH ENDW ENVIR	3,070	3,361	291
FC_4042	FE_C0023	D0710-759 - HUMAN SCIENCES & HUMANITIES EN	3,018	3,294	276
FC_4042	FE_C0023	D0941-759 - E F LEIBFRIED ARTS INT ENDW	2,308	2,518	210
FC_4042	FE_C0023	D0971-759 - MIESZKUC MEM PR WOMEN ST ED IN	9,987	10,895	908
FC_4042	FE_C0023	D1101-759 - PULLIAM DIST FAC FELLOW END IN	4,832	5,286	454
FC_4042	FE_C0023	D1164-759 - DU BOIS MEM QUASI ENDOW INT IN	574	627	53
FC_4042	FE_C0023	E0335-759 - BILSTEIN HISTORY END INCOME	1,210	1,320	110
FC_4042	FE_C0029	D0982-759 - HORIZON CAP BANK PROG ENDOWM	473	517	44
FC_4042	FE_C0043	D0871-759 - BARRIOS TECH FAC FELLOW ENDOW	5,436	5,930	494
FC_4042	FE_C0043	D0983-759 - LEKKOS ENDOM FOR COMPUTING PRG	7,964	8,687	723
FC_4042	FE_C0043	D8880-759 - K & S Agarwal Stdnt Rsrch End	4,417	4,688	271
FC_4042	FE_C0043	D9665-759 - TEXAS SCHOLARS IN COMP SCI END	29,459	32,135	2,676
FC_4042	FE_C0044	D0806-759 - ZEON END SCI EQUIP	2,685	2,929	244
FC_4042	FE_C0044	A0551-759 - PETROTEX FUND	2,283	2,491	208
FC_4042	FE_C0046	D0980-759 - SOE PROGRAM ENHANC ENDW INCOME	1,430	1,560	130
FC_4042	FE_C0046	D1099-759 - JOHNSON BARRIOS LEADSHP EN INC	20,393	22,245	1,852
FC_4042	FE_C0046	A8553-759 - DrSandra Mossman Endowed Prof	11,755	12,858	1,103
FC_4042	FE_C0056	D0694-759 - NEUMANN CULTR END	576	629	53
FC_4042	FE_C0056	D0723-759 - FACULTY SPECIAL FUND	942	1,028	86
FC_4042	FE_C0056	D0973-759 - TAMER INNOV LIBRARY TECHN ENDW	10,809	12,215	1,406
FC_4042	FE_C0061	D8832-759 - A G Houston Fac Mentor Prg End	0	975	975
FC_4042	FE_C0073	D1074-759 - ALUMNI PRGM DEV ENDOW	5,611	6,121	510
FC_4052	FE_C0004	H0805-759 - CULLEN LEADERSHIP ENDW SCHOL	5,106	5,458	352
Subtotal for Ledger 4			499,222	544,066	44,844
Total for All Ledgers			1,079,647	1,182,330	102,683
OTHER SOURCES					
FC_2080	FE_C0019	G1147-759 - GENERAL OPERATIONS	100	100	0
FC_2080	FE_C0070	F1123-759 - PELL ADMIN CHARGES	33,000	33,000	0
FC_2080	FE_C0150	E0391-759 - VETERANS SRV OFFICE VA FUNDING	7,000	6,000	(1,000)
Subtotal for Ledger 2			40,100	39,100	(1,000)
Total for All Ledgers			40,100	39,100	(1,000)
TOTAL REVENUE			124,729,470	147,868,413	23,138,943

UH CLEAR LAKE

FY24 Sources Audit Report by Cost Center

All Funds

Entity: FE_C0000

TRANSFERS IN (OUT)					
ENDOWMENT TRANSFERS					
HEAF APPROPRIATIONS					
FC_1008	FE_C0069	F0255-759 - GEN REVENUE-HEAF	7,726,043	7,959,137	233,094
Subtotal for Ledger 1			7,726,043	7,959,137	233,094
Total for All Ledgers			7,726,043	7,959,137	233,094
HEAF TRANSFER TO PLANT					
FC_1008	FE_C0069	F0255-759 - GEN REVENUE-HEAF	(1,619,588)	(1,619,588)	0
Subtotal for Ledger 1			(1,619,588)	(1,619,588)	0
Total for All Ledgers			(1,619,588)	(1,619,588)	0
INTERFUND TRANSFERS					
FC_1040	FE_C0078	F0218-759 - INTERFUND TRANSFER	(1,395,860)	(1,261,207)	134,653
Subtotal for Ledger 1			(1,395,860)	(1,261,207)	134,653
FC_2064	FE_C1003	F1126-759 - RESERVE - COMMITTED	0	(225,000)	(225,000)
FC_2080	FE_C0078	F0641-759 - TRANSFERS	1,397,986	1,300,213	(97,773)
Subtotal for Ledger 2			1,397,986	1,075,213	(322,773)
FC_3056	FE_C0159	I0535-759 - PARKING FEES & FINES	(144,619)	(144,619)	0
FC_3056	FE_C0165	I0550-759 - UHCL THEATER AND CULTURAL ARTS	0	150,000	150,000
FC_3056	FE_C0167	I0481-759 - FITNESS AND WELLNESS INCOME	0	75,000	75,000
Subtotal for Ledger 3			(144,619)	80,381	225,000
Total for All Ledgers			(142,493)	(105,613)	36,880
SHARED APPROPRIATIONS					
AMONG COMPONENTS					
TRANSFERS IN (OUT)			5,963,962	6,233,936	269,974
BUDGETED FUND BALANCE					
FC_2063	FE_C0067	E0225-759 - ADMISSIONS	0	69,796	69,796
FC_2063	FE_C0127	E0407-759 - ACADEMIC RECORDS FEES	0	98,444	98,444
FC_2063	FE_C0151	E0399-759 - TESTING CENTER	0	35,000	35,000
FC_2063	FE_C2006	A0686-759 - EASF - PC HSH	0	5,000	5,000
FC_2064	FE_C1003	F1126-759 - RESERVE - COMMITTED	0	7,770,737	7,770,737
FC_2072	FE_C0012	D1043-759 - PI SUPPORT GUILLEN,G	0	23,000	23,000
FC_2075	FE_C0004	H0654-759 - STUDENT DEPOSIT ADMISSIONS SCH	2,300	2,766	466
FC_2076	FE_C0004	H0215-759 - SOE SCH ENDOW	10,486	15,894	5,408
FC_2076	FE_C0004	H0241-759 - UNIV SCHL ENDOW	1,567	1,440	(127)
FC_2076	FE_C0004	H0653-759 - GOERKE ENDWM SCHOLARSHIP	0	701	701
FC_2077	FE_C0078	F1026-759 - RESERVE - UNCOMMITTED	0	1,350,000	1,350,000
FC_2078	FE_C0012	D0857-759 - ENVIR ED SERVICES	0	7,000	7,000
FC_2078	FE_C0012	D1287-759 - ENVIRONMENTAL RESEARCH SERVICE	0	28,000	28,000
FC_2080	FE_C0070	F1123-759 - PELL ADMIN CHARGES	24,679	24,679	0
Subtotal for Ledger 2			39,032	9,432,457	9,393,425
FC_3049	FE_C0003	I0261-759 - UNALLOCATED STU SERV	0	207,403	207,403
Subtotal for Ledger 3			0	207,403	207,403
FC_4027	FE_C0004	H0003-759 - HIGHER ONE GIFT SCHOLARSHIP	2,100	1,128	(972)
FC_4027	FE_C0004	H0276-759 - BUS GENERAL SCHOLARSHIP ACCOU	1,000	1,151	151
FC_4027	FE_C0004	H0366-759 - LUBRIZOL CHEMISTRY SCHOLARSHIP	8,000	5,143	(2,857)
FC_4027	FE_C0004	H0374-759 - LUBRIZOL ACCTG SCHOLARSHIP	4,000	6,000	2,000
FC_4027	FE_C0004	H0376-759 - LUBRIZOL ENVIRONMENTAL SCI SCH	6,300	4,000	(2,300)
FC_4027	FE_C0004	H0490-759 - SCE GENERAL SCHOLARSHIPS	1,100	0	(1,100)
FC_4027	FE_C0004	H0494-759 - SOE GENERAL SCHOLARSHIPS	2,200	0	(2,200)
FC_4027	FE_C0004	H0608-759 - BARNES AND NOBLE SCHOLARSHIP	6,974	0	(6,974)
FC_4027	FE_C0004	H0657-759 - UH FOUNDATION CULLEN SCHOLARSH	1,534	1,534	0
FC_4027	FE_C0004	H0787-759 - AMY LINN OSULLIVAN MEMORIAL	500	1,000	500
FC_4027	FE_C0004	H0794-759 - DON CALLAGHAN SCHOLARSHIP	15,000	10,000	(5,000)
FC_4027	FE_C0004	H0795-759 - BILLIE FOWLER INTERNATIONAL CO	3,500	5,000	1,500
FC_4027	FE_C0004	H0814-759 - KEELER GRAD EARLY CHILD ANNUAL	8,000	10,000	2,000
FC_4027	FE_C0004	H0817-759 - AGARWAL MIS SCHOLARSHIP	6,500	6,500	0
FC_4027	FE_C0004	H0839-759 - HAWK ADVANTAGE FUND	5,000	14,000	9,000
FC_4027	FE_C0004	H0845-759 - BENNETT & TIMM FAM SCH FOR VET	3,200	3,200	0
FC_4027	FE_C0004	H0847-759 - ANN WILKE MEMORIAL NURSING SCH	15,000	20,000	5,000
FC_4027	FE_C0004	H0848-759 - ONE-TIME SCHOLARSHIPS	13,500	13,500	0
FC_4027	FE_C0004	H0850-759 - COE STEP INTERN SCH ANNUAL	2,500	2,500	0

UH CLEAR LAKE

FY24 Sources Audit Report by Cost Center

All Funds

Entity: FE_C0000

FC_4027	FE_C0004	H0855-759 - COE STEP UG SCH ANNUAL	14,000	3,200	(10,800)
FC_4027	FE_C0004	H0856-759 - LOIS G TIMM ANNUAL SCH FR VETS	5,400	0	(5,400)
FC_4027	FE_C0004	H0857-759 - PERRY HOMES ANNUAL SCHOLARSHIP	1,000	0	(1,000)
FC_4027	FE_C0004	H0870-759 - HOUSTON ACFE ANNUAL SCHOLAR	3,000	1,000	(2,000)
FC_4027	FE_C0004	H0871-759 - VIVIAN L SMITH NURSING SCHLRSH	15,000	30,000	15,000
FC_4027	FE_C0004	H0872-759 - C BURKE DRDA HSH SCHOLARSHIP	10,000	17,500	7,500
FC_4027	FE_C0004	H0873-759 - C BURKE DRDA COE SCHOLARSHIP	15,000	5,000	(10,000)
FC_4027	FE_C0004	H0874-759 - C BURKE DRDA COB SCHOLARSHIP	22,000	12,625	(9,375)
FC_4027	FE_C0004	H0881-759 - LUBRIZOL MECH ENG SCHOLAR	3,400	2,266	(1,134)
FC_4027	FE_C0004	H0882-759 - LUBRIZOL OCC HEALTH SCHOLAR	3,300	3,300	0
FC_4027	FE_C0004	H0887-759 - WM AND LINDA YEH GRAD RESEARCH	4,000	4,000	0
FC_4027	FE_C0004	H0888-759 - Bill & Helen Crowder Fnd Annl	3,500	2,500	(1,000)
FC_4027	FE_C0004	H0890-759 - HAWK PROMISE SCHOLARSHIP	6,500	1,500	(5,000)
FC_4027	FE_C0004	H0903-759 - FINANCIAL LITERACY SCHOLARSHIP	207,500	0	(207,500)
FC_4027	FE_C0004	H0904-759 - PRIYA SHASTRI SCHOLARSHIP	9,800	979	(8,821)
FC_4027	FE_C0004	H0905-759 - AGARWAL THESIS SCHOLARSHIP	10,000	2,000	(8,000)
FC_4027	FE_C0004	H0906-759 - DENNIS LAWLER MATH	5,400	0	(5,400)
FC_4027	FE_C0004	H0912-759 - VALRAND ENGINEER SCH ANNUAL	0	25,000	25,000
FC_4028	FE_C0004	H0260-759 - AIR PRODUCTS END SCHOLARSHIP	0	559	559
FC_4028	FE_C0004	H0280-759 - BROWN & ROOT END FELLOW	1,805	1,333	(472)
FC_4028	FE_C0004	H0284-759 - ML WISMER END SCHOLARSHIP	12,172	7,460	(4,712)
FC_4028	FE_C0004	H0286-759 - ROHM HAAS END SCH	608	245	(363)
FC_4028	FE_C0004	H0292-759 - AKZO CHEMICAL SCHOLA ENDOW	20	631	611
FC_4028	FE_C0004	H0294-759 - MARTIN MARIETTA END SCHOLARSHI	570	195	(375)
FC_4028	FE_C0004	H0296-759 - BRUCKNER FUND	33	0	(33)
FC_4028	FE_C0004	H0302-759 - COLUMBIA HEALTHCARE SCHOL ENDO	667	1,391	724
FC_4028	FE_C0004	H0308-759 - HOBBY SCHOL ENDW	0	743	743
FC_4028	FE_C0004	H0312-759 - HONEYWELL SCHOLARSHIP ENDOW	1,262	513	(749)
FC_4028	FE_C0004	H0316-759 - MARY ANN HOLTON SCHOL ENDOW	37	0	(37)
FC_4028	FE_C0004	H0322-759 - HYER-SOBRINO SCHOLARSHIP	2,620	1,507	(1,113)
FC_4028	FE_C0004	H0324-759 - STERLING CHEMICALS ENDOW SCHOL	713	669	(44)
FC_4028	FE_C0004	H0336-759 - THOMAS GEE SCHOL ENDOW	5,089	988	(4,101)
FC_4028	FE_C0004	H0360-759 - FAMILY THERAPY SCH	70	0	(70)
FC_4028	FE_C0004	H0364-759 - TAYLOR ENDW SCH	378	519	141
FC_4028	FE_C0004	H0368-759 - EVE MIESZKUC SCHLR ENDOW INCO	641	1,179	538
FC_4028	FE_C0004	H0394-759 - JEAN NETTLES USA SCH ENDW INC	4,899	2,090	(2,809)
FC_4028	FE_C0004	H0408-759 - ALUMNI SCHLSHIP ENDOW	4,046	1,822	(2,224)
FC_4028	FE_C0004	H0414-759 - HEALTHCARE ASSOC SCHLR ENDOW I	64	588	524
FC_4028	FE_C0004	H0416-759 - ENDOWED SCHOLAR IN SCE INT INC	1,818	1,457	(361)
FC_4028	FE_C0004	H0422-759 - ALEX SCHOLES SCHOL ENDOW	145	122	(23)
FC_4028	FE_C0004	H0424-759 - Patricia Potter Wilson COE End	7,980	11,615	3,635
FC_4028	FE_C0004	H0440-759 - ART EDUC END SCH	2,040	1,389	(651)
FC_4028	FE_C0004	H0442-759 - BETTY MARTIN KING FAM THERAPY	3,637	6,331	2,694
FC_4028	FE_C0004	H0446-759 - CYRIL & MARTHA KAJA SCHLR END	6,788	5,315	(1,473)
FC_4028	FE_C0004	H0450-759 - DR HAROLD & DOROTHY ELDEN SCH	910	561	(349)
FC_4028	FE_C0004	H0452-759 - FOWLES FAMILY SCH ENDOW INTERE	557	1,008	451
FC_4028	FE_C0004	H0454-759 - HUGH O LEA MEMORIAL SCHOLARSHI	1,787	2,232	445
FC_4028	FE_C0004	H0458-759 - ELDREWEY STEARNS SOCIOLOGY SCH	682	208	(474)
FC_4028	FE_C0004	H0460-759 - TRASK SCHOLARSHIP ENDOWMENT	6,972	2,924	(4,048)
FC_4028	FE_C0004	H0462-759 - INSTRUCTIONAL TECHNOLOGY SCHLR	5,130	1,105	(4,025)
FC_4028	FE_C0004	H0464-759 - HODGE RES SCH ENDOWMENT	0	647	647
FC_4028	FE_C0004	H0466-759 - ENVIRONMENTAL MANAGEMENT STUDI	1,517	547	(970)
FC_4028	FE_C0004	H0472-759 - HOPKINS ENDW SCH	521	977	456
FC_4028	FE_C0004	H0476-759 - EDUCATION LEADERSHIP ENDOWMENT	1,356	270	(1,086)
FC_4028	FE_C0004	H0478-759 - STEP SCH ENDOWMENT	9,701	17,674	7,973
FC_4028	FE_C0004	H0482-759 - BENSON ENDW SCH	1,565	1,216	(349)
FC_4028	FE_C0004	H0500-759 - ANNUAL FUND SCHLR ENDOW INTERE	871	223	(648)
FC_4028	FE_C0004	H0502-759 - LIGHTFOOT JOHNS ACCT SCHOLARSH	(6,608)	0	6,608
FC_4028	FE_C0004	H0588-759 - MATTHEWS SCHOLARSHIP ENDOWMENT	0	561	561
FC_4028	FE_C0004	H0589-759 - PORTER ACCOUNTING SCHL ENDW	656	185	(471)
FC_4028	FE_C0004	H0598-759 - HILL HAWK ADVANTAGE ENDOWMENT	0	130	130
FC_4028	FE_C0004	H0599-759 - BOWERS MEMORIAL SCHOL ENDOW	0	620	620

UH CLEAR LAKE

FY24 Sources Audit Report by Cost Center

All Funds

Entity: FE_C0000

FC_4028	FE_C0004	H0600-759 - D&A COUNCIL SCHOLARSHIP ENDOW	282	2,581	2,299
FC_4028	FE_C0004	H0603-759 - ABPW WARREN ENDOW SCHOL	(1,469)	0	1,469
FC_4028	FE_C0004	H0604-759 - MCKAY SOFTW ENG ENDW SCH	2,800	4,850	2,050
FC_4028	FE_C0004	H0605-759 - SEYMOUR LIT SCH ENDW	0	56	56
FC_4028	FE_C0004	H0606-759 - CAROL SNYDER MEMORIAL SCH ENDW	0	647	647
FC_4028	FE_C0004	H0607-759 - KIERSTEAD MEM SCH ENDOW	10	65	55
FC_4028	FE_C0004	H0613-759 - BOEING ENG SCH ENDOW	86	900	814
FC_4028	FE_C0004	H0614-759 - MCCrackEN SCH ENDOW	1,246	1,425	179
FC_4028	FE_C0004	H0615-759 - BERMUDEZ MEM SCH ENDOW	0	838	838
FC_4028	FE_C0004	H0616-759 - AMBROSE SCH ENDOW	509	546	37
FC_4028	FE_C0004	H0617-759 - KARP & SOUTH SCH ENDOW	0	1,074	1,074
FC_4028	FE_C0004	H0618-759 - SUE FELLMAN SERV LEAD SCH END	5,333	6,200	867
FC_4028	FE_C0004	H0620-759 - SPACE CITY HOU NCMA SCH ENDW	0	738	738
FC_4028	FE_C0004	H0621-759 - MORTON MEMORIAL SCH ENDW	9	501	492
FC_4028	FE_C0004	H0633-759 - STEVE RAKOW SCH ENDW	2,830	651	(2,179)
FC_4028	FE_C0004	H0635-759 - C BHATIA MEM SCHOL ENDW INCOME	183	1,263	1,080
FC_4028	FE_C0004	H0636-759 - ABPW R PLEDGER SCH ENDW	(1,274)	0	1,274
FC_4028	FE_C0004	H0637-759 - PRUDENCE COHEN MEM ENDW SCH	0	521	521
FC_4028	FE_C0004	H0645-759 - JAMES & NORMA HIGHTOWER SCH EN	0	771	771
FC_4028	FE_C0004	H0658-759 - MEZZINO EXCEL IN MATH ENDW SCH	0	820	820
FC_4028	FE_C0004	H0659-759 - M SNOWDEN BRUCE ENDW SCHL INC	250	0	(250)
FC_4028	FE_C0004	H0660-759 - REMOVING EDUCATIONAL BARR SCHL	7,346	3,560	(3,786)
FC_4028	FE_C0004	H0663-759 - PHI KAPPA PHI SCHL ENDW INCOME	2,270	2,860	590
FC_4028	FE_C0004	H0667-759 - JUDY VANDAGRIFF PART SCH EN IC	14	0	(14)
FC_4028	FE_C0004	H0668-759 - MIESZKUC MEM SHC WOM END INC	12,311	2,865	(9,446)
FC_4028	FE_C0004	H0670-759 - WELLS FARGO SCHL ENDW INCOME	476	1,028	552
FC_4028	FE_C0004	H0672-759 - HAYES SCHOLAR ENDWWM INCOME	0	527	527
FC_4028	FE_C0004	H0677-759 - DSLABS ISA SCHOLARSHIP ENDW IN	2,617	2,955	338
FC_4028	FE_C0004	H0678-759 - LUNAR RENV FEST SCHL ENDW INC	6,585	8,929	2,344
FC_4028	FE_C0004	H0680-759 - INFRAGARD ENDW SCHOLAR INCOME	12,166	15,236	3,070
FC_4028	FE_C0004	H0681-759 - ISACA SCHOLARSHIP ENDOM INCOM	1,995	1,541	(454)
FC_4028	FE_C0004	H0682-759 - FRANK PEREZ SCHOL ENDW INCOME	464	65	(399)
FC_4028	FE_C0004	H0683-759 - MCCALL SCHOL ENDOW INCOME	1,798	305	(1,493)
FC_4028	FE_C0004	H0684-759 - FOWLER INTERN CON SCH END INCO	147	1,661	1,514
FC_4028	FE_C0004	H0687-759 - KEELER GR EARLY CH ED SCH END	2,462	3,368	906
FC_4028	FE_C0004	H0693-759 - TEX ASSN ENVIRN PROF ENDW SCH	1,342	373	(969)
FC_4028	FE_C0004	H0696-759 - BARRIOS ROBINSON ENDW SCHL	39	41	2
FC_4028	FE_C0004	H0697-759 - DISTINGUISHED ALUMNI SCH EN IN	3,729	5,074	1,345
FC_4028	FE_C0004	H0699-759 - MAYO SCHOLAR ENDOWWM INCOME	551	956	405
FC_4028	FE_C0004	H0712-759 - SPEIGHT FAML THERAPY ENDW INC	176	97	(79)
FC_4028	FE_C0004	H0713-759 - LUNNEY FAMILY SCHOLARSHIP	5,510	2,816	(2,694)
FC_4028	FE_C0004	H0729-759 - UHCL VETERANS SCHOLAR ENDOW	1,842	2,208	366
FC_4028	FE_C0004	H0730-759 - LEIBFRIED ENDW LEGACY SCHOL	591	1,127	536
FC_4028	FE_C0004	H0731-759 - BELL ENDOW SCHOL MARR&FAM TH	2,099	2,896	797
FC_4028	FE_C0004	H0739-759 - AUSTIN LEGAL STUDIES SCH END	2,520	467	(2,053)
FC_4028	FE_C0004	H0749-759 - SOE ALUMNI SCHOLAR ENDW	35	0	(35)
FC_4028	FE_C0004	H0763-759 - HOUSTON COCA COLA SCH ENDW	0	592	592
FC_4028	FE_C0004	H0771-759 - D ROBINSON SCHOLARSHIP ENDW	548	1,088	540
FC_4028	FE_C0004	H0773-759 - G MIESZKOWSKI SCHOLAR ENDOW	0	24	24
FC_4028	FE_C0004	H0774-759 - JASKA SCHOLARSHIP ENDOWME	0	529	529
FC_4028	FE_C0004	H0775-759 - R WILSON SCHOLARSHIP ENDOWWM	637	539	(98)
FC_4028	FE_C0004	H0776-759 - W STAPLES SUPPORT STAFF SCH EN	6,850	8,752	1,902
FC_4028	FE_C0004	H0780-759 - TODD DAVIS MEM SCHOLARSHIP	0	712	712
FC_4028	FE_C0004	H0785-759 - SAMUELS LITERACY TEACHER SCH E	2,255	3,245	990
FC_4028	FE_C0004	H0796-759 - PALMER FAMILY SCHOLAR ENDW	2,355	5,240	2,885
FC_4028	FE_C0004	H0798-759 - CANTEN SCHOLARSHIP ENDOWWM	0	671	671
FC_4028	FE_C0004	H0802-759 - CULLINAN ENDOW SCHOLARSHIP	361	0	(361)
FC_4028	FE_C0004	H0803-759 - SOUTHLAND PAPER ENDW SCHOL	3,124	0	(3,124)
FC_4028	FE_C0004	H0804-759 - LYNETTE AUTRY ENDW SCHOLA	1,760	0	(1,760)
FC_4028	FE_C0004	H0807-759 - JOSEPHINE TITTSWORTH SCH ENDW	0	846	846
FC_4028	FE_C0004	H0827-759 - DE YOSSIE HARRIS SCH-ENDOW INC	0	741	741
FC_4028	FE_C0004	H0828-759 - ZEON END GRAD FELLOW	29,171	27,823	(1,348)

UH CLEAR LAKE
FY24 Sources Audit Report by Cost Center
All Funds

Entity: FE_C0000

FC_4028	FE_C0004	H8527-759 - TOM T WILLIAMS SCH ENDOW	1,709	1,285	(424)
FC_4028	FE_C0004	H8577-759 - Preston and Joslen B Johnson	878	0	(878)
FC_4028	FE_C0004	H8579-759 - Nick J de Vries Legacy Schola	390	597	207
FC_4028	FE_C0004	H8582-759 - Don & Bev Kyle Acctg Sch Endow	537	634	97
FC_4028	FE_C0004	H8585-759 - Katherine Justice End Emp Sch	2,221	1,084	(1,137)
FC_4028	FE_C0004	H8605-759 - Mary Ainslie Hawk Adv Schol En	197	148	(49)
FC_4028	FE_C0004	H8622-759 - ASHLEY PACKARD MEM SCHOL END	1,534	1,310	(224)
FC_4028	FE_C0004	H8644-759 - Bennett and Timm Family	2,037	464	(1,573)
FC_4028	FE_C0004	H8650-759 - KATHY & MIKE REEVES HAWK ENDOW	0	158	158
FC_4028	FE_C0004	H8674-759 - PATRICIA MANN MEMORIAL SCH END	0	758	758
FC_4028	FE_C0004	H8677-759 - Logical Innovations Sch Endow	219	0	(219)
FC_4028	FE_C0004	H8685-759 - SANDRA JOHNSON HAWK AD SCH END	354	464	110
FC_4028	FE_C0004	H8687-759 - WILLIAM L SHALLBERG END SCH	2,675	3,728	1,053
FC_4028	FE_C0004	H8706-759 - LOIS G TIMM VET & FAM END INC	2,174	451	(1,723)
FC_4028	FE_C0004	H8732-759 - WILLIAM E SHOCK SCH ENDOW	914	726	(188)
FC_4028	FE_C0004	H8740-759 - R J THONUS MBA SCH ENDOW	0	812	812
FC_4028	FE_C0004	H8748-759 - K & S Agarwal MIS Sch End	2,660	2,801	141
FC_4028	FE_C0004	H8754-759 - DR BETTYE L GRIGSBY SCH END	78	23	(55)
FC_4028	FE_C0004	H8758-759 - K F DICKERSON INTL PRG SCH END	2,055	3,048	993
FC_4028	FE_C0004	H8760-759 - RAJ & KAMALA CHHIKARA SCH END	2,055	1,748	(307)
FC_4028	FE_C0004	H8764-759 - KATHERINE M TAMER HAWK SCH END	0	17	17
FC_4028	FE_C0004	H8767-759 - MILES RAYMOND MATTHEW SCH END	772	959	187
FC_4028	FE_C0004	H8772-759 - PERRY HOMES SCH ENDOW	0	503	503
FC_4028	FE_C0004	H8813-759 - K & S AGARWAL SW ENGR SCH END	1,694	5,290	3,596
FC_4028	FE_C0004	H8842-759 - STEM Educator HIS Internship	5,957	7,617	1,660
FC_4028	FE_C0043	H9452-759 - G B TECH INC RESEARCH ASST END	0	5,127	5,127
FC_4041	FE_C0004	H0742-759 - ART EXHIBITION SCHOLARSHIP	1,000	2,000	1,000
FC_4041	FE_C0012	C0248-759 - ENVIROTHON	0	5,000	5,000
FC_4041	FE_C0012	B0457-759 - EIH TERRAPIN RESEARCH	0	900	900
FC_4041	FE_C0012	B0499-759 - EIH MARINE LIFE RESEARCH	0	5,000	5,000
FC_4041	FE_C0012	H0254-759 - SCHOOL YARD ECOSCAPES	0	2,800	2,800
FC_4041	FE_C0023	D0745-759 - HSH GEN SCHOOL OPERATION ACCOU	1,000	0	(1,000)
FC_4041	FE_C0023	D1098-759 - WOMENS STUDIES SPEAKER SERI	1,000	0	(1,000)
FC_4041	FE_C0025	D1118-759 - AUTISM OPERATIONAL SUPPORT	20,000	0	(20,000)
FC_4041	FE_C0025	D1282-759 - HASTINGS FAMILY PROGRAM FUND	5,000	2,900	(2,100)
FC_4042	FE_C0023	D0710-759 - HUMAN SCIENCES & HUMANITIES EN	0	11,146	11,146
FC_4042	FE_C0023	D0941-759 - E F LEIBFRIED ARTS INT ENDW	0	1,996	1,996
FC_4042	FE_C0023	D0971-759 - MIESZKUC MEM PR WOMEN ST ED IN	0	5,000	5,000
FC_4042	FE_C0023	D1101-759 - PULLIAM DIST FAC FELLOW END IN	0	11,236	11,236
FC_4042	FE_C0023	D1164-759 - DU BOIS MEM QUASI ENDOW INT IN	0	1,582	1,582
FC_4042	FE_C0023	E0335-759 - BILSTEIN HISTORY END INCOME	0	1,133	1,133
FC_4042	FE_C0029	D0982-759 - HORIZON CAP BANK PROG ENDOWM	0	3,038	3,038
FC_4042	FE_C0043	D0871-759 - BARRIOS TECH FAC FELLOW ENDOW	0	1,649	1,649
FC_4042	FE_C0043	D0983-759 - LEKKOS ENDOM FOR COMPUTING PRG	0	11,824	11,824
FC_4042	FE_C0043	D8880-759 - K & S Agarwal Stdnt Rsrch End	0	8,000	8,000
FC_4042	FE_C0043	D9665-759 - TEXAS SCHOLARS IN COMP SCI END	0	129,099	129,099
FC_4042	FE_C0044	D0806-759 - ZEON END SCI EQUIP	0	16,392	16,392
FC_4042	FE_C0044	A0551-759 - PETROTEX FUND	0	2,132	2,132
FC_4042	FE_C0046	D0980-759 - SOE PROGRAM ENHANC ENDW INCOME	0	6,274	6,274
FC_4042	FE_C0046	D1099-759 - JOHNSON BARRIOS LEADSHP EN INC	0	126,552	126,552
FC_4042	FE_C0046	A8553-759 - DrSandra Mossman Endowed Prof	0	31,373	31,373
FC_4042	FE_C0056	D0694-759 - NEUMANN CULTR END	0	2,160	2,160
FC_4042	FE_C0056	D0723-759 - FACULTY SPECIAL FUND	0	6,413	6,413
FC_4042	FE_C0056	D0973-759 - TAMER INNOV LIBRARY TECHN ENDW	0	3,366	3,366
FC_4042	FE_C0068	D0946-759 - ENRON TEACHING AWARDS	0	10,241	10,241
FC_4042	FE_C0073	D1074-759 - ALUMNI PRGM DEV ENDOW	0	8,760	8,760
FC_4052	FE_C0004	H0805-759 - CULLEN LEADERSHIP ENDW SCHOL	9,894	21,542	11,648
Subtotal for Ledger 4			724,372	910,739	186,367
Total for All Ledgers			763,404	10,550,599	9,787,195

UH CLEAR LAKE
 FY24 Sources Audit Report by Cost Center
 All Funds

Entity: FE_C0000

RECOVERED COSTS					
FC_2060	FE_C0053	F0707-759 - TELEPHONE SERVICES	480,000	480,000	0
FC_2060	FE_C0053	F0715-759 - UCT REPAIRS	70,000	70,000	0
FC_2060	FE_C0013	F0876-759 - MR&R SERVICE CENTER	391,962	300,000	(91,962)
FC_2060	FE_C0016	G1147-759 - GENERAL OPERATIONS	0	204,330	204,330
FC_2060	FE_C0058	F0705-759 - POSTAL SERVICES	100,000	100,000	0
FC_2060	FE_C0020	F0713-759 - UNIV COPY SERVICE	150,225	150,225	0
FC_2060	FE_C0019	G1147-759 - GENERAL OPERATIONS	35,000	35,000	0
FC_2078	FE_C0068	F0878-759 - TEX EDUCATION SEC ASSOC	7,000	0	(7,000)
Subtotal for Ledger 2			1,234,187	1,339,555	105,368
Total for All Ledgers			1,234,187	1,339,555	105,368
TOTAL SOURCES			156,999,232	165,992,503	33,301,480

University of Houston-Clear Lake
FY24 Uses Audit Report
by Cost Center for All Funds

UH CLEAR LAKE
Uses Audit Report by Cost Center
For FY24

Cost Center			Base FTE	Base Budget	Proposed FTE	Proposed Budget	Change FTE	Change Amount
FE_00759								
FC_1007	FE_C1007	D0233-759 - SM2 FICA ACS	0.00	101,708	0.00	0	0.00	(101,708)
FC_1007	FE_C1007	F0330-759 - SM2 FICA INS	0.00	454,240	0.00	0	0.00	(454,240)
FC_1007	FE_C1007	A0283-759 - SM2 FICA INR	0.00	28,047	0.00	584,993	0.00	556,946
FC_1007	FE_C1007	G0230-759 - SM2 FICA PHP	0.00	55,400	0.00	110,365	0.00	54,965
FC_1007	FE_C1007	B0233-759 - SM2 FICA RES	0.00	725	0.00	0	0.00	(725)
FC_1007	FE_C1007	E0212-759 - SM2 FICA STS	0.00	55,238	0.00	0	0.00	(55,238)
FC_1008	FE_C0056	D0878-759 - LIBRARY HEAF	0.00	1,530,283	0.00	1,530,283	0.00	0
FC_1008	FE_C0053	D0876-759 - UCT ICT UPGRADES HEAF	0.00	751,000	0.00	751,000	0.00	0
FC_1008	FE_C0053	D0877-759 - NETWORK MAINFRAME PROJ HEAF	0.00	517,471	0.00	517,471	0.00	0
FC_1008	FE_C0053	D0879-759 - CLASSROOM INSTRUC TECH HEAF	0.00	190,000	0.00	190,000	0.00	0
FC_1008	FE_C0053	E0295-759 - STUDENT LAB UPGRADES HEAF	0.00	400,000	0.00	200,000	0.00	(200,000)
FC_1008	FE_C0061	D0261-759 - LAB EQUIPMENT UPGRADES	0.00	100,000	0.00	300,000	0.00	200,000
FC_1008	FE_C0013	G0374-759 - ADA COMPLIANCE	0.00	30,000	0.00	30,000	0.00	0
FC_1008	FE_C0013	G0376-759 - FACILITY UNIVERSITY PROJECTS	0.00	150,000	0.00	150,000	0.00	0
FC_1008	FE_C0015	G0335-759 - EQUIPMENT REPLACEMENT & MAINT	0.00	40,000	0.00	40,000	0.00	0
FC_1008	FE_C2016	G0677-759 - PC - PEARLAND LEASE	0.00	839,167	0.00	839,167	0.00	0
FC_1008	FE_C1004	G0700-759 - REC WELLNESS CTR DEBT PMT	0.00	766,538	0.00	767,662	0.00	1,124
FC_1008	FE_C1004	G0707-759 - STEM DEBT PAYMENT	0.00	706,221	0.00	704,023	0.00	(2,198)
FC_1008	FE_C1003	F1126-759 - RESERVE - COMMITTED	0.00	85,775	0.00	319,943	0.00	234,168
FC_1019	FE_C1007	D0234-759 - ERS PREM ACS	0.00	600,000	0.00	600,000	0.00	0
FC_1019	FE_C1007	F0331-759 - ERS PREM INS	0.00	609,831	0.00	609,831	0.00	0
FC_1019	FE_C1007	A0284-759 - ERS PREM INR	0.00	2,500,000	0.00	2,992,959	0.00	492,959
FC_1019	FE_C1007	G0231-759 - ERS PREM PHP	0.00	10,000	0.00	10,000	0.00	0
FC_1019	FE_C1007	B0234-759 - ERS PREM RES	0.00	45,000	0.00	45,000	0.00	0
FC_1019	FE_C1007	E0213-759 - ERS PREM STS	0.00	155,000	0.00	155,000	0.00	0
FC_1021	FE_C1007	D0236-759 - ST PD RT ACS	0.00	46,433	0.00	46,433	0.00	0
FC_1021	FE_C1007	F0333-759 - ST PD RT INS	0.00	22,406	0.00	22,406	0.00	0
FC_1021	FE_C1007	A0286-759 - ST PD RT INR	0.00	925,337	0.00	925,337	0.00	0
FC_1021	FE_C1007	B0236-759 - ST PD RT RES	0.00	3,634	0.00	3,634	0.00	0
FC_1021	FE_C1007	E0215-759 - ST PD RT STS	0.00	14,091	0.00	14,091	0.00	0
FC_1022	FE_C1007	D0230-759 - SM FICA ACS	0.00	103,597	0.00	103,597	0.00	0
FC_1022	FE_C1007	F0319-759 - SM FICA INS	0.00	52,599	0.00	52,599	0.00	0
FC_1022	FE_C1007	A0280-759 - SM FICA INR	0.00	1,590,028	0.00	1,590,028	0.00	0
FC_1022	FE_C1007	G0227-759 - SM FICA PHYSICAL PLANT	0.00	2,842	0.00	2,842	0.00	0
FC_1022	FE_C1007	B0230-759 - SM FICA RES	0.00	21,605	0.00	21,605	0.00	0
FC_1022	FE_C1007	E0209-759 - SM FICA STS	0.00	52,828	0.00	52,828	0.00	0
FC_1029	FE_C1007	F0323-759 - UCI ST PD 50% REIMB	0.00	7,513	0.00	7,513	0.00	0
FC_1036	FE_C1007	D0240-759 - TRS F1 ACS	0.00	125,621	0.00	125,621	0.00	0
FC_1036	FE_C1007	F0338-759 - TRS F1 INS	0.00	232,295	0.00	232,295	0.00	0
FC_1036	FE_C1007	A0290-759 - TRS F1 INR	0.00	356,463	0.00	356,463	0.00	0
FC_1036	FE_C1007	G0237-759 - TRS F1 PHP	0.00	68,132	0.00	68,132	0.00	0
FC_1036	FE_C1007	B0240-759 - TRS F1 RES	0.00	9,738	0.00	9,738	0.00	0
FC_1036	FE_C1007	E0219-759 - TRS F1 STS	0.00	33,575	0.00	33,575	0.00	0
FC_1037	FE_C1007	D0244-759 - TRS F2 ACS	0.00	45,000	0.00	45,000	0.00	0
FC_1037	FE_C1007	F0342-759 - TRS F2 INS	0.00	100,000	0.00	100,000	0.00	0
FC_1037	FE_C1007	A0294-759 - TRS F2 INR	0.00	83,237	0.00	83,237	0.00	0
FC_1037	FE_C1007	G0241-759 - TRS F2 PHP	0.00	20,000	0.00	20,000	0.00	0
FC_1037	FE_C1007	B0244-759 - TRS F2 RES	0.00	4,105	0.00	4,105	0.00	0
FC_1037	FE_C1007	E0223-759 - TRS F2 STS	0.00	14,500	0.00	14,500	0.00	0
FC_1038	FE_C1007	D0241-759 - ORP 6% F2 ACS	0.00	58,037	0.00	0	0.00	(58,037)
FC_1038	FE_C1007	F0339-759 - ORP 6% F2 INS	0.00	130,800	0.00	0	0.00	(130,800)
FC_1038	FE_C1007	A0291-759 - ORP F2 6% INR	0.00	59,700	0.00	248,537	0.00	188,837
FC_1038	FE_C1007	G0238-759 - ORP 6% F2 PHP	0.00	24,570	0.00	34,570	0.00	10,000
FC_1038	FE_C1007	E0220-759 - ORP 6% F2 STS	0.00	10,000	0.00	0	0.00	(10,000)
FC_1051	FE_C0145	F1147-759 - GENERAL OPERATIONS	4.00	384,201	4.00	390,077	0.00	5,876
FC_1051	FE_C0135	D1242-759 - STUDENT ADMIN SYSTEMS	5.00	281,665	0.00	0	(5.00)	(281,665)
FC_1051	FE_C0067	E0225-759 - ADMISSIONS	18.00	992,362	16.00	934,188	(2.00)	(58,174)
FC_1051	FE_C0065	E0402-759 - GLOBAL LEARNING & STRATEGY OFF	3.00	335,257	0.00	0	(3.00)	(335,257)
FC_1051	FE_C0074	F1105-759 - AVP- MARKETING & COMMUNICATION	1.00	130,920	0.00	0	(1.00)	(130,920)
FC_1051	FE_C0165	F1119-759 - UHCL THEATER AND CULTURAL ARTS	0.50	49,702	0.00	0	(0.50)	(49,702)
FC_1051	FE_C0075	F1104-759 - UNIV ADV SALARY	2.00	318,024	0.00	0	(2.00)	(318,024)
FC_1051	FE_C0003	F1158-759 - VP STUDENT AFFAIRS DIV	1.00	193,728	1.00	200,004	0.00	6,276
FC_1051	FE_C0002	F1103-759 - NON-STU HEALTH SERVICES	0.50	36,526	0.50	36,526	0.00	0

UH CLEAR LAKE
Uses Audit Report by Cost Center
For FY24

Cost Center			Base FTE	Base Budget	Proposed FTE	Proposed Budget	Change FTE	Change Amount
FC_1051	FE_C0060	F0257-759 - PRESIDENT S & W	0.20	65,946	0.18	65,946	(0.02)	0
FC_1051	FE_C0060	F0343-759 - OFFICE OF PRESIDENT	4.00	422,033	1.00	129,873	(3.00)	(292,160)
FC_1051	FE_C2013	F1117-759 - PC CAMPUS OPERATIONS SALARIES	2.00	106,022	5.00	355,215	3.00	249,193
FC_1051	FE_C0200	F1147-759 - GENERAL OPERATIONS	0.00	0	1.00	122,400	1.00	122,400
FC_1051	FE_C0149	E0376-759 - DISABILITY 1051	1.25	68,285	2.63	136,275	1.38	67,990
FC_1051	FE_C0149	E0433-759 - ACCESSIBILITY SUPPORT TEAM	2.13	65,913	0.00	0	(2.13)	(65,913)
FC_1051	FE_C0147	F1157-759 - INSTITUTIONAL SUPPORT	1.00	76,605	0.74	78,280	(0.26)	1,675
FC_1051	FE_C0053	D0205-759 - ACADEMIC SUPPORT	17.00	1,579,308	18.00	1,603,004	1.00	23,696
FC_1051	FE_C0046	D0205-759 - ACADEMIC SUPPORT	19.59	1,102,087	19.59	1,121,408	0.00	19,321
FC_1051	FE_C0046	A0225-759 - INSTRUCTION	6.00	1,042,744	10.45	326,927	4.45	(715,817)
FC_1051	FE_C0047	A0230-759 - STEP OPERATIONS	0.00	0	1.79	500,000	1.79	500,000
FC_1051	FE_C0048	A0237-759 - TEACHER CENTER	1.00	73,320	1.00	80,004	0.00	6,684
FC_1051	FE_C0050	A0226-759 - CTR FOR ED PROGRAMS	2.00	124,088	2.00	137,000	0.00	12,912
FC_1051	FE_C0176	A0225-759 - INSTRUCTION	11.00	869,162	15.95	1,046,531	4.95	177,369
FC_1051	FE_C0177	A0225-759 - INSTRUCTION	11.00	858,115	15.62	989,649	4.62	131,534
FC_1051	FE_C0178	A0225-759 - INSTRUCTION	9.00	627,925	13.62	815,037	4.62	187,112
FC_1051	FE_C0179	A0225-759 - INSTRUCTION	12.75	863,950	16.98	1,167,411	4.23	303,461
FC_1051	FE_C0029	A0225-759 - INSTRUCTION	12.99	836,437	0.00	0	(12.99)	(836,437)
FC_1051	FE_C0031	A0225-759 - INSTRUCTION	13.00	1,744,109	12.00	1,651,538	(1.00)	(92,571)
FC_1051	FE_C0032	A0225-759 - INSTRUCTION	17.00	2,326,606	19.00	2,451,337	2.00	124,731
FC_1051	FE_C0033	A0225-759 - INSTRUCTION	18.00	1,631,223	18.00	1,911,846	0.00	280,623
FC_1051	FE_C0041	A0225-759 - INSTRUCTION	0.00	0	8.00	818,297	8.00	818,297
FC_1051	FE_C0035	A0225-759 - INSTRUCTION	0.00	0	7.54	894,501	7.54	894,501
FC_1051	FE_C0023	A0225-759 - INSTRUCTION	0.00	0	0.00	183,745	0.00	183,745
FC_1051	FE_C0025	D1243-759 - CADD SPECIAL FUNDING	7.75	205,382	5.69	200,000	(2.06)	(5,382)
FC_1051	FE_C0181	A0225-759 - INSTRUCTION	0.00	0	2.00	0	2.00	0
FC_1051	FE_C0182	A0225-759 - INSTRUCTION	0.00	0	17.00	1,282,582	17.00	1,282,582
FC_1051	FE_C0183	A0225-759 - INSTRUCTION	37.50	2,839,419	35.00	2,853,633	(2.50)	14,214
FC_1051	FE_C0184	D0205-759 - ACADEMIC SUPPORT	0.00	0	1.00	35,700	1.00	35,700
FC_1051	FE_C0184	A0225-759 - INSTRUCTION	25.50	1,681,467	27.00	1,826,637	1.50	145,170
FC_1051	FE_C0043	D0205-759 - ACADEMIC SUPPORT	17.00	917,383	14.52	860,981	(2.48)	(56,402)
FC_1051	FE_C0043	A0276-759 - HIGH TECH LAB	1.17	39,877	0.83	35,950	(0.34)	(3,927)
FC_1051	FE_C0012	A0261-759 - ENVIRONMENTAL STUDIES CENTER	3.99	269,361	4.30	277,757	0.31	8,396
FC_1051	FE_C0061	F0267-759 - SRVICE PRES PROVOST	6.74	573,443	5.00	584,126	(1.74)	10,683
FC_1051	FE_C0010	B0337-759 - SPONSORED PROGRAMS	5.00	338,889	4.00	505,207	(1.00)	166,318
FC_1051	FE_C0063	G1147-759 - GENERAL OPERATIONS	4.00	288,150	3.00	233,910	(1.00)	(54,240)
FC_1051	FE_C0013	G1147-759 - GENERAL OPERATIONS	0.00	0	1.00	45,288	1.00	45,288
FC_1051	FE_C0154	F1076-759 - FINANCE M&O	3.00	278,382	3.00	285,270	0.00	6,888
FC_1051	FE_C0129	F0955-759 - GENERAL ACCOUNTING	8.00	500,361	8.00	512,842	0.00	12,481
FC_1051	FE_C0020	F0291-759 - PRINTING SERVICES	3.89	184,777	0.00	0	(3.89)	(184,777)
FC_1051	FE_C0140	F0984-759 - PROCUREMENT - EX DIR	6.35	328,482	6.35	332,863	0.00	4,381
FC_1051	FE_C0072	F0292-759 - STUDENT BUSINESS SERVICES	1.00	61,668	0.00	0	(1.00)	(61,668)
FC_1051	FE_C0130	F0956-759 - ACCOUNTS PAYABLE	6.00	273,312	6.00	283,129	0.00	9,817
FC_1051	FE_C0062	F0279-759 - VP FOR ADMIN & FIN	2.00	277,860	2.00	284,048	0.00	6,188
FC_1051	FE_C0153	F1083-759 - BUDGET OFFICE - 1051	5.00	361,077	5.00	374,388	0.00	13,311
FC_1051	FE_C0185	F1147-759 - GENERAL OPERATIONS	2.00	120,109	0.00	0	(2.00)	(120,109)
FC_1051	FE_C0068	F0311-759 - HR SERVICES	11.00	906,620	11.00	919,992	0.00	13,372
FC_1051	FE_C0158	G1147-759 - GENERAL OPERATIONS	1.00	88,440	2.00	147,209	1.00	58,769
FC_1051	FE_C0019	G1147-759 - GENERAL OPERATIONS	32.00	1,792,193	32.00	1,830,257	0.00	38,064
FC_1051	FE_C1007	D0238-759 - LONGEVITY ACADEMIC SUPPORT	0.00	20,000	0.00	20,000	0.00	0
FC_1051	FE_C1007	F0320-759 - WCI GEN REV - SORM	0.00	71,755	0.00	71,755	0.00	0
FC_1051	FE_C1007	F0322-759 - UCI GEN REV 50%	0.00	8,969	0.00	8,969	0.00	0
FC_1051	FE_C1007	F0335-759 - LONGEVITY INSTITUTIONAL SUPPOR	0.00	17,175	0.00	17,175	0.00	0
FC_1051	FE_C1007	A0288-759 - LONGEVITY INSTRUCTION	0.00	7,000	0.00	7,000	0.00	0
FC_1051	FE_C1007	G0235-759 - LONGEVITY PHY PLANT SUPPORT	0.00	86,964	0.00	86,964	0.00	0
FC_1051	FE_C1007	B0238-759 - LONGEVITY RESEARCH	0.00	7,200	0.00	7,200	0.00	0
FC_1051	FE_C1007	E0217-759 - LONGEVITY STUDENT SERVICES	0.00	15,000	0.00	15,000	0.00	0
FC_1051	FE_C1003	F0259-759 - MERIT SET ASIDE	0.00	18,370	0.00	21,108	0.00	2,738
FC_1052	FE_C0162	A0225-759 - INSTRUCTION	13.00	1,001,508	14.00	1,021,252	1.00	19,744
FC_1052	FE_C0161	A0225-759 - INSTRUCTION	9.00	1,065,637	16.00	1,201,272	7.00	135,635
FC_1052	FE_C0134	A0225-759 - INSTRUCTION	21.00	2,206,182	24.00	2,372,581	3.00	166,399
FC_1052	FE_C0088	A0225-759 - INSTRUCTION	5.15	458,619	5.00	460,874	(0.15)	2,255
FC_1052	FE_C0045	A0225-759 - INSTRUCTION	19.00	1,911,789	23.00	2,261,937	4.00	350,148
FC_1052	FE_C0044	A0225-759 - INSTRUCTION	12.50	1,020,588	14.00	1,142,218	1.50	121,630

UH CLEAR LAKE
Uses Audit Report by Cost Center
For FY24

Cost Center			Base FTE	Base Budget	Proposed FTE	Proposed Budget	Change FTE	Change Amount
FC_1052	FE_C0043	A0225-759 - INSTRUCTION	20.00	1,472,033	24.30	851,276	4.30	(620,757)
FC_1052	FE_C2019	A0225-759 - INSTRUCTION	0.00	8,401	0.00	0	0.00	(8,401)
FC_1052	FE_C0013	G0209-759 - GENERAL SERVICES	8.00	418,329	5.00	240,316	(3.00)	(178,013)
FC_1052	FE_C0016	G0218-759 - CUSTODIAL SERVICES	30.00	960,205	31.00	1,026,475	1.00	66,270
FC_1052	FE_C1011	G0328-759 - PURCHASED UTILITIES-FUND 002	0.00	252,920	0.00	0	0.00	(252,920)
FC_1052	FE_C1007	F0937-759 - SORM - WCI - FUND 0229	0.00	28,700	0.00	28,700	0.00	0
FC_1052	FE_C1007	A0285-759 - ERS2 PRM INR	0.00	1,450,000	0.00	957,041	0.00	(492,959)
FC_1052	FE_C1007	A0287-759 - ORP F2 INR	0.00	36,000	0.00	36,000	0.00	0
FC_1052	FE_C1007	A0289-759 - LONGEVITY F229 INSTRUCTION	0.00	2,000	0.00	2,000	0.00	0
FC_1052	FE_C1007	A0293-759 - ORP F2 131% INR	0.00	259,646	0.00	259,646	0.00	0
FC_1052	FE_C1006	F0925-759 - TRANSFER AMONG FUNDS	0.00	43,170	0.00	39,006	0.00	(4,164)
FC_1052	FE_C1003	F8110-759 - MERIT SET ASIDE - 1052	0.00	6,693	0.00	9,960	0.00	3,267
FC_1125	FE_C0012	B0503-759 - COMPREHENSIVE RESEARCH FUNDS	0.43	14,642	0.40	14,990	(0.03)	348
FC_1125	FE_C0061	B0505-759 - COMPREHENSIVE RESEARCH FUNDS	0.00	33,226	0.00	0	0.00	(33,226)
FC_1125	FE_C0010	B0504-759 - COMPREHENSIVE RESEARCH FUNDS	0.00	36,792	0.00	156,396	0.00	119,604
FC_1126	FE_C1011	G0701-759 - HAZLEWOOD REIMB - ART 1-86	0.00	0	0.00	253,752	0.00	253,752
FC_1127	FE_C1011	G0702-759 - MILITARY VET EX HAZLE-ART III	0.00	0	0.00	160,736	0.00	160,736
FC_1137	FE_C0070	H0914-759 - FY23 TEXAS COLLEGE WORK STUDY	0.00	41,714	7.75	41,714	7.75	0
FC_1137	FE_C0070	H0915-759 - FY23 EDUCATIONAL AID PROGRAM	0.00	11,467	0.00	11,467	0.00	0
FC_1141	FE_C0041	A0225-759 - INSTRUCTION	8.00	802,432	0.00	0	(8.00)	(802,432)
FC_1141	FE_C0035	A0225-759 - INSTRUCTION	6.54	802,739	0.00	0	(6.54)	(802,739)
FC_1141	FE_C0023	A0225-759 - INSTRUCTION	0.00	218,363	0.00	0	0.00	(218,363)
Subtotal for Ledger 1			538.42	59,289,473	571.73	60,329,951	33.31	1,040,478
FC_2060	FE_C0053	F0707-759 - TELEPHONE SERVICES	3.00	480,000	3.00	480,000	0.00	0
FC_2060	FE_C0053	F0715-759 - UCT REPAIRS	0.00	70,000	0.00	70,000	0.00	0
FC_2060	FE_C0013	F0876-759 - MR&R SERVICE CENTER	5.00	102,392	1.00	300,000	(4.00)	197,608
FC_2060	FE_C0016	G1147-759 - GENERAL OPERATIONS	0.00	289,570	5.00	204,330	5.00	(85,240)
FC_2060	FE_C0058	F0705-759 - POSTAL SERVICES	0.00	100,000	0.00	100,000	0.00	0
FC_2060	FE_C0020	F0713-759 - UNIV COPY SERVICE	1.28	150,225	1.28	150,225	0.00	0
FC_2060	FE_C0019	G1147-759 - GENERAL OPERATIONS	0.00	35,000	0.00	35,000	0.00	0
FC_2063	FE_C0135	D1078-759 - STUDENT ADMIN SI SYSM SUPPORT	1.00	99,265	15.40	107,732	14.40	8,467
FC_2063	FE_C0127	E0314-759 - GRADUATION FEES	0.00	212,000	0.00	212,000	0.00	0
FC_2063	FE_C0127	E0316-759 - ACADEMIC RECORDS	0.00	58,613	0.00	58,613	0.00	0
FC_2063	FE_C0127	E0407-759 - ACADEMIC RECORDS FEES	8.50	531,492	9.94	684,681	1.44	153,189
FC_2063	FE_C2015	E0355-759 - EASF	3.00	183,344	3.52	183,922	0.52	578
FC_2063	FE_C0067	E0225-759 - ADMISSIONS	8.00	348,000	7.34	292,664	(0.66)	(55,336)
FC_2063	FE_C2007	E0355-759 - EASF	1.00	56,075	1.00	60,908	0.00	4,833
FC_2063	FE_C0070	H0723-759 - INTERNAT STD EXCH ASSISTANCE	0.00	90,000	0.00	90,000	0.00	0
FC_2063	FE_C0065	E0255-759 - GLOBAL LEARN&STRATEGY OFF FEE	6.72	250,000	6.44	250,000	(0.28)	0
FC_2063	FE_C0074	F1030-759 - EASF	0.00	25,000	0.00	25,000	0.00	0
FC_2063	FE_C0160	E0425-759 - CO-OP ED ADMIN	0.00	300	0.02	300	0.02	0
FC_2063	FE_C0156	E0387-759 - ORIENTATION & NEW STUDENT PROG	1.49	182,000	1.36	158,650	(0.13)	(23,350)
FC_2063	FE_C0156	E0423-759 - SOAR	0.00	23,100	0.00	15,200	0.00	(7,900)
FC_2063	FE_C0066	D1277-759 - EASF	1.00	123,700	0.00	0	(1.00)	(123,700)
FC_2063	FE_C0155	D1277-759 - EASF	1.00	76,246	1.00	80,128	0.00	3,882
FC_2063	FE_C0152	D1277-759 - EASF	1.00	71,195	1.00	68,622	0.00	(2,573)
FC_2063	FE_C0151	E0399-759 - TESTING CENTER	0.00	0	2.25	35,000	2.25	35,000
FC_2063	FE_C0173	E0450-759 - STUDENT SUCCESS EASF	0.00	0	1.00	63,515	1.00	63,515
FC_2063	FE_C0056	D1277-759 - EASF	0.00	20,000	0.00	20,000	0.00	0
FC_2063	FE_C0053	D1277-759 - EASF	1.00	85,013	1.00	87,522	0.00	2,509
FC_2063	FE_C0046	D1067-759 - DOCTORAL PROG APPLICATION FEE	0.00	500	0.00	500	0.00	0
FC_2063	FE_C0046	A0364-759 - INTERNSHIP SUPPORT-PRACTICUM	0.00	14,500	0.00	14,400	0.00	(100)
FC_2063	FE_C0046	A0705-759 - ILD PDAS CERTIFICATION FEE	0.00	6,500	0.00	4,500	0.00	(2,000)
FC_2063	FE_C0048	A0609-759 - STATE ASSESSMENT LOCAL	0.00	5,500	0.00	5,500	0.00	0
FC_2063	FE_C0048	A0635-759 - UNDERGRAD INTERNSHIP SUPPORT	0.00	68,000	0.00	77,800	0.00	9,800
FC_2063	FE_C0050	A0361-759 - CEP PRACTICA	0.00	1,000	0.00	0	0.00	(1,000)
FC_2063	FE_C0176	A0225-759 - INSTRUCTION	0.00	31,000	0.00	39,285	0.00	8,285
FC_2063	FE_C0178	A0225-759 - INSTRUCTION	0.00	22,000	0.00	22,000	0.00	0
FC_2063	FE_C0179	A0225-759 - INSTRUCTION	0.00	5,300	0.00	5,300	0.00	0
FC_2063	FE_C0029	D0968-759 - GRADUATE COMPUTER RESEARCH SUP	0.00	197,765	0.00	142,000	0.00	(55,765)
FC_2063	FE_C0029	D0986-759 - BUS COMPUTER LAB SUPPORT	1.46	335,042	1.46	335,042	0.00	0
FC_2063	FE_C0029	A0225-759 - INSTRUCTION	5.00	78,406	5.86	84,774	0.86	6,368
FC_2063	FE_C0029	A0616-759 - MGMT STUDENT ASSESSMENT	0.00	6,042	0.00	0	0.00	(6,042)
FC_2063	FE_C0033	A0616-759 - MGMT STUDENT ASSESSMENT	0.00	0	0.00	3,150	0.00	3,150

UH CLEAR LAKE
Uses Audit Report by Cost Center
For FY24

Cost Center			Base FTE	Base Budget	Proposed FTE	Proposed Budget	Change FTE	Change Amount
FC_2063	FE_C0041	A0655-759 - HADM PROF RESIDENCY PROG	0.00	70	0.00	70	0.00	0
FC_2063	FE_C0025	D1332-759 - PSYCHOLOGY APPLICATION FEES	0.00	0	0.00	7,000	0.00	7,000
FC_2063	FE_C0025	A0401-759 - HSH - PRACTICUM	0.41	34,000	0.00	0	(0.41)	(34,000)
FC_2063	FE_C0025	A0407-759 - HSH - HS,INCIDENTAL	2.79	101,500	0.00	0	(2.79)	(101,500)
FC_2063	FE_C0026	A0405-759 - HSH - ART,INCIDENTAL	4.00	128,849	0.00	0	(4.00)	(128,849)
FC_2063	FE_C2006	A0686-759 - EASF - PC HSH	0.00	0	0.00	5,000	0.00	5,000
FC_2063	FE_C0180	A1046-759 - COURSE FEES FOR HSH	0.00	0	0.00	26,778	0.00	26,778
FC_2063	FE_C0181	A1046-759 - COURSE FEES FOR HSH	0.00	0	0.00	67,638	0.00	67,638
FC_2063	FE_C0182	A1046-759 - COURSE FEES FOR HSH	0.00	0	0.00	38,297	0.00	38,297
FC_2063	FE_C0183	A1046-759 - COURSE FEES FOR HSH	0.00	0	0.00	131,037	0.00	131,037
FC_2063	FE_C0184	A1046-759 - COURSE FEES FOR HSH	0.00	0	0.00	144,501	0.00	144,501
FC_2063	FE_C0162	D1317-759 - MATHEMATICS	1.09	96,676	0.00	0	(1.09)	(96,676)
FC_2063	FE_C0162	D1318-759 - STATISTICS	0.00	21,582	0.00	0	0.00	(21,582)
FC_2063	FE_C0162	A1016-759 - CSE COURSE FEES	0.00	0	0.00	118,258	0.00	118,258
FC_2063	FE_C0161	D1319-759 - PHYSICS	0.00	32,282	0.00	0	0.00	(32,282)
FC_2063	FE_C0161	D1320-759 - CHEMISTRY	0.00	79,766	0.00	0	0.00	(79,766)
FC_2063	FE_C0161	D1321-759 - ASTRONOMY	0.00	4,703	0.00	0	0.00	(4,703)
FC_2063	FE_C0161	D1322-759 - INDUSTRIAL HYGIENE & SAFETY	0.00	6,896	0.00	0	0.00	(6,896)
FC_2063	FE_C0161	A1016-759 - CSE COURSE FEES	0.00	0	0.00	123,647	0.00	123,647
FC_2063	FE_C0134	D1312-759 - ENGINEERING MANAGEMENT	0.00	9,119	0.00	0	0.00	(9,119)
FC_2063	FE_C0134	D1313-759 - COMPUTER ENGINEERING	0.06	37,129	0.00	0	(0.06)	(37,129)
FC_2063	FE_C0134	D1314-759 - PRE-ENGINEERING	0.00	4,230	0.00	0	0.00	(4,230)
FC_2063	FE_C0134	D1315-759 - SYSTEM ENGINEERING	0.00	6,565	0.00	0	0.00	(6,565)
FC_2063	FE_C0134	D1316-759 - SOFTWARE ENGINEERING	0.04	8,593	0.00	0	(0.04)	(8,593)
FC_2063	FE_C0134	A1016-759 - CSE COURSE FEES	0.00	0	0.00	75,018	0.00	75,018
FC_2063	FE_C0134	A1039-759 - MECHANICAL ENGIN INCID FEES	0.00	9,382	0.00	0	0.00	(9,382)
FC_2063	FE_C0088	D1305-759 - ENVIRONMENTAL SCIENCE	0.00	8,027	0.00	0	0.00	(8,027)
FC_2063	FE_C0088	D1306-759 - GEOLOGY	0.00	12,810	0.00	0	0.00	(12,810)
FC_2063	FE_C0088	A1016-759 - CSE COURSE FEES	0.00	0	0.00	20,837	0.00	20,837
FC_2063	FE_C0045	D1307-759 - COMPUTER SCIENCE	0.20	70,549	0.00	0	(0.20)	(70,549)
FC_2063	FE_C0045	D1308-759 - COMPUTER INFORMATION SYSTEMS	0.00	11,517	0.00	0	0.00	(11,517)
FC_2063	FE_C0045	D1309-759 - INFORMATION TECHNOLOGY	0.00	10,433	0.00	0	0.00	(10,433)
FC_2063	FE_C0045	A1016-759 - CSE COURSE FEES	0.00	0	0.00	92,499	0.00	92,499
FC_2063	FE_C0044	D1310-759 - BIOLOGY	0.00	71,604	0.00	0	0.00	(71,604)
FC_2063	FE_C0044	D1311-759 - BIOTECHNOLOGY	0.00	10,098	0.00	0	0.00	(10,098)
FC_2063	FE_C0044	A1016-759 - CSE COURSE FEES	0.00	0	0.00	81,702	0.00	81,702
FC_2063	FE_C0043	A0415-759 - CSE CO-OP FUND	0.00	239	0.00	239	0.00	0
FC_2063	FE_C0061	A0568-759 - EASF - PROVOST	1.01	304,633	0.00	383,164	(1.01)	78,531
FC_2063	FE_C0154	E0385-759 - AVP - FINANCE M&O	1.00	30,654	0.45	30,654	(0.55)	0
FC_2063	FE_C0020	E0371-759 - PRINTING SERVICES STUDENTS	0.00	8,800	0.00	0	0.00	(8,800)
FC_2063	FE_C0072	F1053-759 - STUDENT BUSINESS SERVICES M&O	0.00	22,000	0.00	0	0.00	(22,000)
FC_2063	FE_C0072	E0383-759 - STUDENT BUSINESS SERVICES S&W	4.98	217,482	5.80	368,023	0.82	150,541
FC_2063	FE_C0019	G0405-759 - EASF	2.00	160,398	2.00	166,084	0.00	5,686
FC_2063	FE_C0069	F0568-759 - RETURNED CHECKS & CHARGES	0.00	2,500	0.00	0	0.00	(2,500)
FC_2063	FE_C0069	E0395-759 - CREDIT CARD PROCESSING FEE	0.00	153,064	0.00	163,823	0.00	10,759
FC_2064	FE_C0145	F1147-759 - GENERAL OPERATIONS	0.00	0	5.00	321,000	5.00	321,000
FC_2064	FE_C0135	D1242-759 - STUDENT ADMIN SYSTEMS	1.00	129,549	6.00	599,319	5.00	469,770
FC_2064	FE_C0082	E1147-759 - GENERAL OPERATIONS	1.00	222,261	4.43	229,261	3.43	7,000
FC_2064	FE_C2015	E0354-759 - PC - ADMISSIONS	0.00	3,550	0.00	3,000	0.00	(550)
FC_2064	FE_C0067	E0225-759 - ADMISSIONS	12.00	1,074,074	13.00	1,081,276	1.00	7,202
FC_2064	FE_C0070	H0673-759 - RESIDENT GRAD STUDE ASSISTANCE	0.00	1,235,818	0.00	933,825	0.00	(301,993)
FC_2064	FE_C0070	H0674-759 - RES UNDRGRAD STUDE ASSISTANCE	0.00	3,222,661	0.00	2,935,828	0.00	(286,833)
FC_2064	FE_C0070	H0852-759 - EDUC AIDE EXEMPTION-10% MATCH	0.00	0	0.00	10,000	0.00	10,000
FC_2064	FE_C0070	E0406-759 - FINANCIAL AID OPERATIONAL SUPP	10.00	764,263	10.00	784,197	0.00	19,934
FC_2064	FE_C0004	H0652-759 - HAWK SCHOLARS SCHOLARSHIP	0.00	317,000	0.00	350,000	0.00	33,000
FC_2064	FE_C0004	H0725-759 - TUITION SCHOLARSHIPS	0.00	9,369	0.00	9,500	0.00	131
FC_2064	FE_C0004	H0732-759 - AUTOMATIC TRANSFER SCHOLAR	0.00	1,616,200	0.00	1,600,000	0.00	(16,200)
FC_2064	FE_C0004	H0835-759 - NEW HAWK SCHOLARSHIP	0.00	1,088,510	0.00	1,021,579	0.00	(66,931)
FC_2064	FE_C0004	H0900-759 - TAKE OFF AWARD SCHOLARSHIP	0.00	0	0.00	50,000	0.00	50,000
FC_2064	FE_C0004	H0920-759 - CRU FUND	0.00	0	0.00	400,000	0.00	400,000
FC_2064	FE_C0065	D1353-759 - DIPLOMACY INSTITUTE	3.00	301,913	0.00	0	(3.00)	(301,913)
FC_2064	FE_C0065	E0320-759 - EDUCATION ABROAD & SCHOLAR SER	1.45	123,204	6.27	300,603	4.82	177,399
FC_2064	FE_C0065	E0435-759 - INTL AGENCY RELATIONSHIP	1.00	401,709	1.00	402,809	0.00	1,100
FC_2064	FE_C0074	F0962-759 - MARKETING-COMM DEPT	16.00	1,807,728	20.00	2,197,459	4.00	389,731

UH CLEAR LAKE
Uses Audit Report by Cost Center
For FY24

Cost Center				Base FTE	Base Budget	Proposed FTE	Proposed Budget	Change FTE	Change Amount
FC_2064	FE_C0165	D1255-759 - UHCL THEATER AND CULTURAL ARTS	3.00	232,891	1.00	178,860	(2.00)	(54,031)	
FC_2064	FE_C0165	D1291-759 - Art Gallery	1.00	72,886	1.00	73,763	0.00	877	
FC_2064	FE_C0075	F1055-759 - UNIVERSITY ADVANCEMENT	12.65	984,855	14.65	997,348	2.00	12,493	
FC_2064	FE_C0075	E0241-759 - GRADUATION EXPENSES	0.00	10,000	0.00	10,000	0.00	0	
FC_2064	FE_C0003	F1158-759 - VP STUDENT AFFAIRS DIV	0.00	17,000	0.00	17,000	0.00	0	
FC_2064	FE_C0167	E0421-759 - FYI - FITNESS & WELLNESS	3.00	75,000	0.00	0	(3.00)	(75,000)	
FC_2064	FE_C0001	E0415-759 - FYI - CAREER & COUNSELING	3.79	184,938	3.36	176,032	(0.43)	(8,906)	
FC_2064	FE_C0160	E0432-759 - CAREER SERV S & W	0.00	6,000	0.00	6,000	0.00	0	
FC_2064	FE_C0156	E0396-759 - FYI - NEW STUDENT PROGRAMS	1.00	79,722	1.00	80,676	0.00	954	
FC_2064	FE_C0150	E0408-759 - FYI-VETERANS SVC OFFICE OPER	4.00	345,353	4.56	347,695	0.56	2,342	
FC_2064	FE_C0064	E0422-759 - FYI - STU LIFE PROG	0.00	5,000	0.00	5,000	0.00	0	
FC_2064	FE_C0064	E0436-759 - CAMPUS ACTIVITIES BOARD (CAB)	0.00	26,789	0.00	26,789	0.00	0	
FC_2064	FE_C0060	F0420-759 - PRES HOUSING SALARY	3.05	560,819	3.81	616,160	0.76	55,341	
FC_2064	FE_C0060	F1165-759 - STRATEGIC PLANNING	2.00	423,387	0.00	0	(2.00)	(423,387)	
FC_2064	FE_C2013	D1150-759 - PC CAMPUS OPERATIONS WORKR	0.00	14,000	0.00	0	0.00	(14,000)	
FC_2064	FE_C2013	F1031-759 - PC- CAMPUS OPERATIONS	2.00	313,177	0.00	53,942	(2.00)	(259,235)	
FC_2064	FE_C0066	D0205-759 - ACADEMIC SUPPORT	0.00	0	1.00	95,250	1.00	95,250	
FC_2064	FE_C0170	F1147-759 - GENERAL OPERATIONS	3.00	399,678	9.38	408,273	6.38	8,595	
FC_2064	FE_C0192	F1165-759 - STRATEGIC PLANNING	0.00	0	6.60	467,955	6.60	467,955	
FC_2064	FE_C0169	F1141-759 - TITLE IX EQUITY & DIVERSITY	3.00	307,465	3.00	328,113	0.00	20,648	
FC_2064	FE_C0199	F1147-759 - GENERAL OPERATIONS	0.00	0	1.00	190,447	1.00	190,447	
FC_2064	FE_C0200	F1147-759 - GENERAL OPERATIONS	0.00	0	1.00	81,934	1.00	81,934	
FC_2064	FE_C0155	D0328-759 - ADVISING	5.00	358,545	5.00	364,414	0.00	5,869	
FC_2064	FE_C0152	D0328-759 - ADVISING	26.50	256,511	2.00	170,525	(24.50)	(85,986)	
FC_2064	FE_C0152	D1371-759 - COLLEGE OF BUSINESS ADVISING	0.00	506,616	6.00	511,191	6.00	4,575	
FC_2064	FE_C0152	D1372-759 - COE ADVISING OFFICE	0.00	323,534	5.50	363,678	5.50	40,144	
FC_2064	FE_C0152	D1373-759 - CSE ADVISING OFFICE	0.00	320,505	7.00	337,510	7.00	17,005	
FC_2064	FE_C0152	D1374-759 - HSH ADVISING OFFICE	0.00	361,413	7.00	408,609	7.00	47,196	
FC_2064	FE_C0151	E0409-759 - FYI-TESTING CENTER OPERATIONS	3.00	174,094	3.00	176,350	0.00	2,256	
FC_2064	FE_C0149	E0377-759 - DISABILITY SERVICES	3.00	399,886	2.65	421,293	(0.35)	21,407	
FC_2064	FE_C0148	E0368-759 - STUDENT SUCCESS CENTER	10.37	582,410	14.21	622,325	3.84	39,915	
FC_2064	FE_C0142	A0702-759 - THE WRITING CENTER	3.59	317,425	7.59	283,520	4.00	(33,905)	
FC_2064	FE_C0173	D1292-759 - STUDENT SUCCESS COLLABORATIVE	2.00	324,336	3.00	514,468	1.00	190,132	
FC_2064	FE_C0173	D1393-759 - CRU FUND	0.00	0	0.00	847,307	0.00	847,307	
FC_2064	FE_C0147	F1157-759 - INSTITUTIONAL SUPPORT	10.88	750,343	8.22	467,972	(2.66)	(282,371)	
FC_2064	FE_C0056	D1089-759 - LIBRARY M&O	19.08	1,243,953	20.12	1,255,296	1.04	11,343	
FC_2064	FE_C0053	D0205-759 - ACADEMIC SUPPORT	5.00	428,186	4.00	435,708	(1.00)	7,522	
FC_2064	FE_C2005	D1140-759 - PC- UCT M&O	2.00	140,360	2.18	141,191	0.18	831	
FC_2064	FE_C2008	D1139-759 - PC- LIBRARY M&O	1.00	55,038	1.00	55,902	0.00	864	
FC_2064	FE_C0046	D0205-759 - ACADEMIC SUPPORT	0.00	123,508	0.00	125,913	0.00	2,405	
FC_2064	FE_C0046	D0328-759 - ADVISING	0.50	49,196	0.50	56,355	0.00	7,159	
FC_2064	FE_C0046	D0340-759 - ACCREDITATION	0.00	71,551	0.00	56,000	0.00	(15,551)	
FC_2064	FE_C0046	D0899-759 - FACULTY DEVELOP SUPPORT FUNDS	0.00	32,613	0.00	36,613	0.00	4,000	
FC_2064	FE_C0046	D1086-759 - ASSOC DEANS OFFICE	0.00	12,915	0.00	13,500	0.00	585	
FC_2064	FE_C0046	D1087-759 - DEANS OFFICE	0.00	21,020	0.00	22,000	0.00	980	
FC_2064	FE_C0046	H0718-759 - DOCTORAL SCHOLARSHIPS	0.00	17,000	0.00	17,000	0.00	0	
FC_2064	FE_C0047	D0205-759 - ACADEMIC SUPPORT	0.50	25,888	0.50	26,359	0.00	471	
FC_2064	FE_C0047	A0664-759 - STEP OPERATIONS	0.00	20,021	0.00	20,021	0.00	0	
FC_2064	FE_C0047	H0245-759 - PART FOR FUTURE TEAC SCH	0.00	13,000	0.00	13,000	0.00	0	
FC_2064	FE_C0048	A0237-759 - TEACHER CENTER	0.00	4,300	0.00	5,800	0.00	1,500	
FC_2064	FE_C0048	A0667-759 - STATE ASSESSMENT	0.00	6,827	0.00	6,900	0.00	73	
FC_2064	FE_C0049	A0662-759 - TEACHER CERTIFICATION	0.00	10,457	0.00	10,500	0.00	43	
FC_2064	FE_C0050	A0226-759 - CTR FOR ED PROGRAMS	0.00	26,011	0.50	26,217	0.50	206	
FC_2064	FE_C0176	D0205-759 - ACADEMIC SUPPORT	0.00	27,175	0.00	29,500	0.00	2,325	
FC_2064	FE_C0177	D0205-759 - ACADEMIC SUPPORT	0.00	28,475	0.00	29,500	0.00	1,025	
FC_2064	FE_C0178	D0205-759 - ACADEMIC SUPPORT	0.00	24,575	0.00	26,500	0.00	1,925	
FC_2064	FE_C0179	D0205-759 - ACADEMIC SUPPORT	0.00	27,175	0.00	31,000	0.00	3,825	
FC_2064	FE_C0029	D0205-759 - ACADEMIC SUPPORT	10.49	806,883	10.00	832,575	(0.49)	25,692	
FC_2064	FE_C0029	D1086-759 - ASSOC DEANS OFFICE	4.00	345,884	3.50	339,950	(0.50)	(5,934)	
FC_2064	FE_C0029	D1293-759 - MIS STAFF SALARY	1.00	53,595	1.00	54,413	0.00	818	
FC_2064	FE_C0029	A0225-759 - INSTRUCTION	0.00	0	9.59	516,347	9.59	516,347	
FC_2064	FE_C0023	D0205-759 - ACADEMIC SUPPORT	16.00	1,206,612	13.10	1,370,632	(2.90)	164,020	
FC_2064	FE_C0023	D0890-759 - SOCIAL WORK M & O	0.00	5,000	0.00	5,000	0.00	0	
FC_2064	FE_C0023	D0899-759 - FACULTY DEVELOP SUPPORT FUNDS	0.00	40,000	0.00	40,000	0.00	0	

UH CLEAR LAKE
Uses Audit Report by Cost Center
For FY24

Cost Center			Base FTE	Base Budget	Proposed FTE	Proposed Budget	Change FTE	Change Amount
FC_2064	FE_C0023	A0225-759 - INSTRUCTION	12.80	376,802	18.73	528,206	5.93	151,404
FC_2064	FE_C0025	A1018-759 - PSYD PROGRAM	17.06	294,487	0.00	0	(17.06)	(294,487)
FC_2064	FE_C0027	D0205-759 - ACADEMIC SUPPORT	0.00	3,110	0.00	0	0.00	(3,110)
FC_2064	FE_C0027	A0381-759 - TDC GRADUATE SUPPORT	0.00	100,000	0.00	100,000	0.00	0
FC_2064	FE_C0180	D0205-759 - ACADEMIC SUPPORT	0.00	0	1.00	48,473	1.00	48,473
FC_2064	FE_C0180	A0225-759 - INSTRUCTION	20.00	1,761,176	21.00	1,804,226	1.00	43,050
FC_2064	FE_C0181	D0205-759 - ACADEMIC SUPPORT	0.00	0	1.00	46,965	1.00	46,965
FC_2064	FE_C0181	A0225-759 - INSTRUCTION	12.00	1,047,855	13.00	1,090,869	1.00	43,014
FC_2064	FE_C0182	D0205-759 - ACADEMIC SUPPORT	0.00	0	1.00	48,173	1.00	48,173
FC_2064	FE_C0182	A0225-759 - INSTRUCTION	15.00	1,482,970	0.00	0	(15.00)	(1,482,970)
FC_2064	FE_C0183	D0205-759 - ACADEMIC SUPPORT	0.00	0	3.58	0	3.58	0
FC_2064	FE_C0162	A1020-759 - MATH&STATISTICS INSTRUCT SUPP	0.00	9,101	0.00	9,101	0.00	0
FC_2064	FE_C0161	A1019-759 - PHYS & APP SCIENCE INSTRUCT SU	0.00	10,502	0.00	10,502	0.00	0
FC_2064	FE_C0134	A0706-759 - ENGINEERING INSTRUCTIONAL SUPP	0.00	14,702	0.00	14,702	0.00	0
FC_2064	FE_C0088	D1305-759 - ENVIRONMENTAL SCIENCE	0.00	4,901	0.00	4,901	0.00	0
FC_2064	FE_C0045	A0963-759 - COMPUTING INSTRUCTIONAL SUPP	0.00	11,902	0.00	11,902	0.00	0
FC_2064	FE_C0044	A0966-759 - BIO SCIENCES INSTRCT SUPPORT	0.00	7,701	1.00	98,328	1.00	90,627
FC_2064	FE_C0043	D1086-759 - ASSOC DEANS OFFICE	0.00	5,000	0.00	0	0.00	(5,000)
FC_2064	FE_C0043	D1087-759 - DEANS OFFICE	5.39	379,839	5.27	397,104	(0.12)	17,265
FC_2064	FE_C0043	A0429-759 - CSE FACULTY DEVELOPMENT INITIA	0.00	66,469	0.00	66,469	0.00	0
FC_2064	FE_C2019	A0225-759 - INSTRUCTION	0.00	9,465	0.00	9,465	0.00	0
FC_2064	FE_C0079	A0642-759 - FACULTY SENATE	0.00	4,483	0.00	4,483	0.00	0
FC_2064	FE_C0012	A0972-759 - EIH MAINT & OPERATIONS	0.54	50,605	0.40	48,342	(0.14)	(2,263)
FC_2064	FE_C0189	D1303-759 - HEALTH&HUMAN PERFORMANCE INST	2.50	266,062	2.50	269,753	0.00	3,691
FC_2064	FE_C0061	D0298-759 - PRESIDENTS DEV PROG	0.00	68,381	0.00	0	0.00	(68,381)
FC_2064	FE_C0061	D0456-759 - FAC REC-DEAN SCH-ACC	0.00	85,000	0.00	85,000	0.00	0
FC_2064	FE_C0061	F0961-759 - SR VICE PRESIDENT PROVOST	5.96	769,233	4.00	396,188	(1.96)	(373,045)
FC_2064	FE_C0144	D1383-759 - ACADEMIC PROGRAM OPERATIONS	0.00	0	2.00	332,068	2.00	332,068
FC_2064	FE_C0166	D1256-759 - Center for Faculty Development	2.28	289,802	2.41	290,842	0.13	1,040
FC_2064	FE_C0010	B0262-759 - RESEARCH INITIATIVES SUPPT ACC	1.00	72,617	1.00	75,645	0.00	3,028
FC_2064	FE_C0055	F1175-759 - PLANNING ASSESSMENT OPERATIONS	0.00	28,860	3.00	348,279	3.00	319,419
FC_2064	FE_C0055	F1176-759 - QUALITY ENHANCEMENT PLAN	0.00	0	3.00	253,923	3.00	253,923
FC_2064	FE_C0063	G0406-759 - HAZARDOUS WASTE	0.00	0	0.00	20,000	0.00	20,000
FC_2064	FE_C0063	G1147-759 - GENERAL OPERATIONS	2.00	275,348	2.00	257,445	0.00	(17,903)
FC_2064	FE_C0013	G0335-759 - EQUIPMENT REPLACEMENT & MAINT	0.00	50,000	0.00	50,000	0.00	0
FC_2064	FE_C0013	G0362-759 - FLEET MAINTENANCE	0.00	50,000	0.00	50,000	0.00	0
FC_2064	FE_C0013	G0718-759 - UHCL YEARLY CONTRACTS	0.00	181,000	0.00	291,028	0.00	110,028
FC_2064	FE_C0013	G1147-759 - GENERAL OPERATIONS	0.00	275,000	1.25	458,075	1.25	183,075
FC_2064	FE_C0014	G1147-759 - GENERAL OPERATIONS	8.00	696,282	8.00	750,267	0.00	53,985
FC_2064	FE_C0015	G1147-759 - GENERAL OPERATIONS	16.00	959,344	17.00	1,041,324	1.00	81,980
FC_2064	FE_C0016	G1147-759 - GENERAL OPERATIONS	0.00	46,000	0.00	0	0.00	(46,000)
FC_2064	FE_C0017	G1147-759 - GENERAL OPERATIONS	10.50	701,220	15.50	768,297	5.00	67,077
FC_2064	FE_C0057	F0597-759 - FACILITY & EVENT SCHEDULING	2.00	117,843	2.00	133,511	0.00	15,668
FC_2064	FE_C0154	F1077-759 - AVP - FINANCE	0.00	14,207	0.00	14,207	0.00	0
FC_2064	FE_C0129	F0955-759 - GENERAL ACCOUNTING	0.00	12,520	0.00	12,520	0.00	0
FC_2064	FE_C0020	F0987-759 - OPERATIONS SUPPORT	0.00	22,370	3.89	276,814	3.89	254,444
FC_2064	FE_C0140	F0984-759 - PROCUREMENT - EX DIR	0.00	11,380	0.00	11,380	0.00	0
FC_2064	FE_C0072	F0877-759 - STUDENT BUSINESS SERVICES M&O	0.00	22,043	1.20	121,286	1.20	99,243
FC_2064	FE_C0130	F0956-759 - ACCOUNTS PAYABLE	0.00	17,080	0.00	17,080	0.00	0
FC_2064	FE_C0062	F0982-759 - VP FOR ADMIN & FINANCE	0.00	44,386	0.00	44,386	0.00	0
FC_2064	FE_C0062	F1135-759 - USA SUPPORT	0.00	4,472	0.00	4,472	0.00	0
FC_2064	FE_C0153	F1086-759 - BUDGET OFFICE - 2064	2.00	25,000	2.00	180,783	0.00	155,783
FC_2064	FE_C0068	F0587-759 - EMPLOYEE ASSISTANCE PROGRAM	0.00	12,052	0.00	12,052	0.00	0
FC_2064	FE_C0068	F0589-759 - HUMAN RESOURCES OPERATING	1.00	50,933	1.00	119,838	0.00	68,905
FC_2064	FE_C0068	F0849-759 - TUITION REIMBURSEMENT PROGRAM	0.00	50,000	0.00	50,000	0.00	0
FC_2064	FE_C0158	G1147-759 - GENERAL OPERATIONS	0.00	54,425	0.00	54,425	0.00	0
FC_2064	FE_C0019	G1147-759 - GENERAL OPERATIONS	0.00	54,982	0.00	54,982	0.00	0
FC_2064	FE_C1011	G0357-759 - UTILITIES DESG TUITION	0.00	1,603,661	0.00	0	0.00	(1,603,661)
FC_2064	FE_C1010	G0294-759 - INSURANCE PREMIUMS	0.00	857,371	0.00	463,058	0.00	(394,313)
FC_2064	FE_C1007	D1090-759 - BENEFITS ACADEMIC SUPPORT	0.00	5,000	0.00	5,000	0.00	0
FC_2064	FE_C1007	F0988-759 - BENEFITS INSTITUTIONAL SUPPORT	0.00	5,000	0.00	5,000	0.00	0
FC_2064	FE_C1007	A0673-759 - BENEFITS INSTRUCTIONS	0.00	5,000	0.00	5,000	0.00	0
FC_2064	FE_C1007	G0375-759 - BENEFITS PHYSICAL PLANT	0.00	1,000	0.00	1,000	0.00	0
FC_2064	FE_C1007	E0334-759 - BENEFITS STUDENT SERVICES	0.00	2,000	0.00	2,000	0.00	0

UH CLEAR LAKE
Uses Audit Report by Cost Center
For FY24

Cost Center			Base FTE	Base Budget	Proposed FTE	Proposed Budget	Change FTE	Change Amount
FC_2064	FE_C1005	F0883-759 - CENTRAL SERVICES-TUITION DESIG	0.00	3,360,565	0.00	3,950,717	0.00	590,152
FC_2064	FE_C0069	D1172-759 - MEDICAL CENTER LEASE	0.00	277,092	0.00	757,092	0.00	480,000
FC_2064	FE_C0069	D1245-759 - MEDICAL CENTER OPERATIONS	0.00	90,000	0.00	90,000	0.00	0
FC_2064	FE_C1003	F0963-759 - SALARY SET ASIDE	0.00	71,862	0.00	677,967	0.00	606,105
FC_2064	FE_C1003	F1146-759 - STRATEGIC INITIATIVES	0.00	0	0.00	108,862	0.00	108,862
FC_2064	FE_C0078	F0533-759 - DEF COMP PLAN	0.00	39,000	0.00	42,000	0.00	3,000
FC_2072	FE_C0012	D1043-759 - PI SUPPORT GUILLEN,G	0.00	0	0.00	23,000	0.00	23,000
FC_2072	FE_C0010	B0260-759 - FACULTY RES SP FUND	1.00	57,791	1.00	57,791	0.00	0
FC_2072	FE_C0010	B0264-759 - FACULTY RESEARCH FUND	0.00	186,872	1.00	186,872	1.00	0
FC_2072	FE_C0078	F1090-759 - UNIV OPERATING - 2072	0.00	30,816	0.00	30,816	0.00	0
FC_2075	FE_C0004	H0654-759 - STUDENT DEPOSIT ADMISSIONS SCH	0.00	2,300	0.00	2,766	0.00	466
FC_2075	FE_C0073	F0946-759 - ALUMNI EVENTS INCOME	0.00	10,000	0.00	10,000	0.00	0
FC_2075	FE_C0060	F0471-759 - ANNUAL FUND INCOME	0.00	15,000	0.00	15,000	0.00	0
FC_2075	FE_C0046	D0920-759 - PRIVATE GIFTS	0.00	1,250	0.00	1,250	0.00	0
FC_2075	FE_C0046	H0632-759 - SOE SCHOLARSHIPS	0.00	500	0.00	500	0.00	0
FC_2075	FE_C0050	D0999-759 - KIDS U DONATIONS	0.00	250	0.00	250	0.00	0
FC_2076	FE_C0004	H0215-759 - SOE SCH ENDOW	0.00	17,000	0.00	23,000	0.00	6,000
FC_2076	FE_C0004	H0241-759 - UNIV SCHL ENDOW	0.00	36,000	0.00	39,000	0.00	3,000
FC_2076	FE_C0004	H0653-759 - GOERKE ENDWM SCHOLARSHIP	0.00	718	0.00	1,500	0.00	782
FC_2076	FE_C0064	E0306-759 - UHCL STUDENT LIFE PROG END INC	0.00	3,131	0.00	3,615	0.00	484
FC_2076	FE_C0060	D1123-759 - UHCL QUASI GROWTH FD ENDW	0.00	1,069	0.00	1,204	0.00	135
FC_2076	FE_C0046	D0334-759 - SOE DEVELOP ENDOWMENT INCOME	0.00	15,689	0.00	17,114	0.00	1,425
FC_2076	FE_C0029	D0414-759 - BUS QUASI ENDOWMENT	0.00	49,821	1.60	54,355	1.60	4,534
FC_2076	FE_C0029	D0996-759 - UHCL DIST PROF MIS END INC	0.00	17,077	0.00	18,628	0.00	1,551
FC_2076	FE_C0029	D1044-759 - COB STUDY ABROAD PROG END INC	0.00	2,262	0.00	2,468	0.00	206
FC_2076	FE_C0041	D0430-759 - BUS HEALTH CR ENDOWMENT	0.00	28,531	0.85	31,123	0.85	2,592
FC_2076	FE_C0043	D0997-759 - UHCL DIST PROF SCE END INC	0.00	17,086	0.00	18,638	0.00	1,552
FC_2076	FE_C0061	D0318-759 - FAC DEVEL ENDOWMENT	0.00	46,857	0.00	51,128	0.00	4,271
FC_2077	FE_C0145	F0615-759 - UNIVERSITY SUPPORT ACCOUNT-USA	0.00	345,000	0.00	24,000	0.00	(321,000)
FC_2077	FE_C0073	F1147-759 - GENERAL OPERATIONS	0.00	0	0.00	50,000	0.00	50,000
FC_2077	FE_C0075	F1055-759 - UNIVERSITY ADVANCEMENT	0.00	342,891	2.00	685,724	2.00	342,833
FC_2077	FE_C0003	F0615-759 - UNIVERSITY SUPPORT ACCOUNT-USA	0.00	25,000	0.00	25,000	0.00	0
FC_2077	FE_C2013	F1166-759 - PC AVP COO EVENTS	0.00	15,000	0.00	15,000	0.00	0
FC_2077	FE_C0200	F1147-759 - GENERAL OPERATIONS	0.00	0	0.00	3,000	0.00	3,000
FC_2077	FE_C1011	G0864-759 - UTILITIES	0.00	0	0.00	1,171,936	0.00	1,171,936
FC_2077	FE_C1010	G0294-759 - INSURANCE PREMIUMS	0.00	0	0.00	677,552	0.00	677,552
FC_2077	FE_C0069	F0657-759 - BANK SERVICE CHARGES	0.00	80,000	0.00	80,000	0.00	0
FC_2077	FE_C0078	F0541-759 - UNIVER OPER - INT INC	0.00	52,583	0.00	89,872	0.00	37,289
FC_2078	FE_C0127	E0316-759 - ACADEMIC RECORDS	0.00	0	0.00	10,000	0.00	10,000
FC_2078	FE_C0082	E0445-759 - ENROLLMENT MANAGEMENT	0.00	1,000	0.00	1,000	0.00	0
FC_2078	FE_C0065	E0444-759 - OPT FEES	1.00	80,000	1.57	80,000	0.57	0
FC_2078	FE_C0074	F0962-759 - MARKETING-COMM DEPT	0.00	1,000	0.00	1,000	0.00	0
FC_2078	FE_C0073	D0993-759 - ALUMNI MISC REVENUE	0.00	0	0.00	25,000	0.00	25,000
FC_2078	FE_C0075	F0609-759 - UNIV ADV SUPPORT USA - UA	0.00	8,000	0.00	8,000	0.00	0
FC_2078	FE_C0075	F1055-759 - UNIVERSITY ADVANCEMENT	0.00	0	0.00	100	0.00	100
FC_2078	FE_C0156	E0414-759 - ORIENTATION GUESTS	0.00	5,240	0.00	5,240	0.00	0
FC_2078	FE_C0060	F0607-759 - UNIV SUPP ACCT-PRESIDENT	0.00	31,500	0.00	31,500	0.00	0
FC_2078	FE_C0066	D1362-759 - CEPD ACTIVITIES	0.00	0	0.00	50,000	0.00	50,000
FC_2078	FE_C0170	F1147-759 - GENERAL OPERATIONS	0.00	50,000	0.00	50,000	0.00	0
FC_2078	FE_C0169	F1155-759 - TITLE IX CONTINGENCY	0.00	25,000	0.00	5,000	0.00	(20,000)
FC_2078	FE_C0199	F1147-759 - GENERAL OPERATIONS	0.00	0	0.00	5,000	0.00	5,000
FC_2078	FE_C0147	F0615-759 - UNIVERSITY SUPPORT ACCOUNT-USA	0.00	500	0.00	500	0.00	0
FC_2078	FE_C0056	D0450-759 - LOST BOOK REPLACEMENT	0.00	400	0.00	400	0.00	0
FC_2078	FE_C0056	D0484-759 - UNIVERSITY SUPPORT ACCOUNT	0.00	1,000	0.00	1,000	0.00	0
FC_2078	FE_C0053	D0492-759 - UNIV SUPPORT COMP EXEC DIR	0.00	5,000	0.00	5,000	0.00	0
FC_2078	FE_C0046	D0484-759 - UNIVERSITY SUPPORT ACCOUNT	0.00	5,000	0.00	5,000	0.00	0
FC_2078	FE_C0046	D1263-759 - COE STEM CONFERENCE OPERATING	0.00	4,000	0.00	4,000	0.00	0
FC_2078	FE_C0048	D0970-759 - ALTERNATIVE CERTIFICATION PROG	0.00	6,000	0.00	1,000	0.00	(5,000)
FC_2078	FE_C0050	A0226-759 - CTR FOR ED PROGRAMS	0.00	25,000	0.00	35,000	0.00	10,000
FC_2078	FE_C0050	A0372-759 - KIDS U	0.00	43,500	0.00	43,500	0.00	0
FC_2078	FE_C0050	A1038-759 - KIDS U - HAWK STEAM ACADEMY	0.00	4,500	0.00	4,500	0.00	0
FC_2078	FE_C0050	A1043-759 - FY20 TWC EXPLORE STEM CAMPS	0.00	10,800	0.00	13,000	0.00	2,200
FC_2078	FE_C0029	D0484-759 - UNIVERSITY SUPPORT ACCOUNT	0.00	5,000	0.00	5,000	0.00	0
FC_2078	FE_C0034	A0445-759 - CENTER FOR ADV MGMT	1.51	260,000	2.00	260,000	0.49	0

UH CLEAR LAKE
Uses Audit Report by Cost Center
For FY24

Cost Center			Base FTE	Base Budget	Proposed FTE	Proposed Budget	Change FTE	Change Amount
FC_2078	FE_C0023	D0484-759 - UNIVERSITY SUPPORT ACCOUNT	0.00	5,000	0.00	5,000	0.00	0
FC_2078	FE_C0023	A0385-759 - HSH FOREIGN LANG	0.00	0	1.25	110,000	1.25	110,000
FC_2078	FE_C0025	D0205-759 - ACADEMIC SUPPORT	0.00	0	0.00	24,186	0.00	24,186
FC_2078	FE_C0025	D1173-759 - VERBAL BEHAVIOR CLINIC	0.00	10,000	0.00	1,500	0.00	(8,500)
FC_2078	FE_C0025	D1202-759 - SEVERE DISORDER RESEACH CLINIC	1.00	25,000	1.25	25,000	0.25	0
FC_2078	FE_C0025	A0383-759 - PSYCHOLOGICAL SERVICES CLINIC	0.59	36,000	0.00	5,814	(0.59)	(30,186)
FC_2078	FE_C0026	A0385-759 - HSH FOREIGN LANG	1.88	110,000	0.00	0	(1.88)	(110,000)
FC_2078	FE_C0183	A0383-759 - PSYCHOLOGICAL SERVICES CLINIC	0.00	0	0.42	0	0.42	0
FC_2078	FE_C0184	A1048-759 - ART SCHOOL	0.00	0	2.10	160,000	2.10	160,000
FC_2078	FE_C0043	D0484-759 - UNIVERSITY SUPPORT ACCOUNT	0.00	5,000	0.00	5,000	0.00	0
FC_2078	FE_C0079	A0489-759 - UNIVERSITY SUPPORT ACCT FAC SE	0.00	2,000	0.00	2,000	0.00	0
FC_2078	FE_C0012	D0857-759 - ENVIR ED SERVICES	0.00	3,000	0.00	10,000	0.00	7,000
FC_2078	FE_C0012	D1287-759 - ENVIRONMENTAL RESEARCH SERVICE	0.00	0	0.00	28,000	0.00	28,000
FC_2078	FE_C0061	F0611-759 - UNIVERSITY SUPPORT ACA AFF SR	0.00	20,000	0.00	20,000	0.00	0
FC_2078	FE_C0063	G0300-759 - UNIVERSITY SUPPORT ACCOUNT-USA	0.00	1,000	0.00	1,000	0.00	0
FC_2078	FE_C0013	G0288-759 - PHYSICAL PLANT	0.00	0	0.00	18,000	0.00	18,000
FC_2078	FE_C0013	G0300-759 - UNIVERSITY SUPPORT ACCOUNT-USA	0.00	1,000	0.00	1,000	0.00	0
FC_2078	FE_C0013	G0391-759 - LAND LEASES	0.00	18,000	0.00	0	0.00	(18,000)
FC_2078	FE_C0057	F0862-759 - FACILITY & EVENT SCHED-RENTAL	0.00	3,500	0.00	3,500	0.00	0
FC_2078	FE_C0154	F0615-759 - UNIVERSITY SUPPORT ACCOUNT-USA	0.00	7,000	0.00	7,000	0.00	0
FC_2078	FE_C0062	F0615-759 - UNIVERSITY SUPPORT ACCOUNT-USA	0.00	10,000	0.00	10,000	0.00	0
FC_2078	FE_C0062	F1136-759 - UNIVERSITY STAFF ASSOCIATION	0.00	2,500	0.00	2,500	0.00	0
FC_2078	FE_C0153	F0615-759 - UNIVERSITY SUPPORT ACCOUNT-USA	0.00	1,000	0.00	1,000	0.00	0
FC_2078	FE_C0068	F0615-759 - UNIVERSITY SUPPORT ACCOUNT-USA	0.00	2,000	0.00	2,000	0.00	0
FC_2078	FE_C0068	F0878-759 - TEX EDUCATION SEC ASSOC	0.00	7,000	0.00	0	0.00	(7,000)
FC_2078	FE_C0068	F0934-759 - UHCL STAFF DEVELOPMENT PROG	0.00	7,250	0.00	7,250	0.00	0
FC_2078	FE_C0068	F1050-759 - UHCL FACULTY-STAFF AWARDS	0.00	26,750	0.00	26,750	0.00	0
FC_2078	FE_C0019	G0300-759 - UNIVERSITY SUPPORT ACCOUNT-USA	0.00	1,000	0.00	1,000	0.00	0
FC_2078	FE_C1003	F1146-759 - STRATEGIC INITIATIVES	0.00	35,000	0.00	35,000	0.00	0
FC_2078	FE_C0078	F0662-759 - LOCAL FDS ADMIN CHG	0.00	15,500	0.00	30,500	0.00	15,000
FC_2080	FE_C0070	F1123-759 - PELL ADMIN CHARGES	0.78	57,679	1.50	57,679	0.72	0
FC_2080	FE_C0070	H0217-759 - TPEG RESIDENT	0.00	1,298,491	0.00	1,163,290	0.00	(135,201)
FC_2080	FE_C0070	H0219-759 - TPEG NON-RESIDENT	0.00	99,495	0.00	136,923	0.00	37,428
FC_2080	FE_C0150	E0391-759 - VETERANS SRV OFFICE VA FUNDING	0.00	7,000	0.00	6,000	0.00	(1,000)
FC_2080	FE_C2016	F1140-759 - ACC-UHCL MOU - PC Lease	0.00	0	0.00	30,000	0.00	30,000
FC_2080	FE_C0019	G1147-759 - GENERAL OPERATIONS	0.00	100	0.00	100	0.00	0
FC_2164	FE_C0070	H0745-759 - BUS GRAD DDT GRANT	0.00	156,478	0.00	120,545	0.00	(35,933)
FC_2164	FE_C0070	H0746-759 - SOE GRAD DDT GRANT	0.00	10,696	0.00	12,849	0.00	2,153
FC_2164	FE_C0070	H0747-759 - BUS UGRD DDT GRANT	0.00	51,476	0.00	70,000	0.00	18,524
FC_2164	FE_C0070	H0750-759 - SCE UGRD DDT GRANT	0.00	28,906	0.00	41,634	0.00	12,728
FC_2164	FE_C0070	H0751-759 - HSH UGRD DDT GRANT	0.00	40,986	0.00	38,390	0.00	(2,596)
FC_2164	FE_C0070	H0752-759 - SCE GRAD DDT GRANT	0.00	17,835	0.00	20,000	0.00	2,165
FC_2164	FE_C0070	H0753-759 - HSH GRAD DDT GRANT	0.00	23,835	0.00	19,646	0.00	(4,189)
FC_2164	FE_C0046	A0659-759 - DDT DOCTORAL COE	0.00	31,086	0.00	22,809	0.00	(8,277)
FC_2164	FE_C0046	A0978-759 - DDT COE	0.00	52,050	0.00	50,000	0.00	(2,050)
FC_2164	FE_C0029	D0205-759 - ACADEMIC SUPPORT	8.52	333,761	3.50	249,045	(5.02)	(84,716)
FC_2164	FE_C0029	D0899-759 - FACULTY DEVELOP SUPPORT FUNDS	0.00	38,000	0.00	30,000	0.00	(8,000)
FC_2164	FE_C0029	D1299-759 - REGISTRATION	0.00	23,000	0.00	23,000	0.00	0
FC_2164	FE_C0029	A0225-759 - INSTRUCTION	8.77	817,046	1.86	429,709	(6.91)	(387,337)
FC_2164	FE_C0031	D0205-759 - ACADEMIC SUPPORT	0.00	12,000	0.00	12,000	0.00	0
FC_2164	FE_C0031	A0225-759 - INSTRUCTION	0.00	0	0.00	40,000	0.00	40,000
FC_2164	FE_C0032	D0205-759 - ACADEMIC SUPPORT	0.00	12,000	0.00	12,000	0.00	0
FC_2164	FE_C0032	A0225-759 - INSTRUCTION	0.00	0	0.00	55,000	0.00	55,000
FC_2164	FE_C0033	D0205-759 - ACADEMIC SUPPORT	0.00	12,000	0.00	12,000	0.00	0
FC_2164	FE_C0033	A0225-759 - INSTRUCTION	0.00	0	3.34	145,000	3.34	145,000
FC_2164	FE_C0041	D0205-759 - ACADEMIC SUPPORT	0.00	10,000	0.00	10,000	0.00	0
FC_2164	FE_C0041	A0225-759 - INSTRUCTION	0.00	0	0.00	31,000	0.00	31,000
FC_2164	FE_C0035	D0205-759 - ACADEMIC SUPPORT	0.00	10,000	0.00	10,000	0.00	0
FC_2164	FE_C0035	A0225-759 - INSTRUCTION	0.00	0	0.00	21,000	0.00	21,000
FC_2164	FE_C0023	A0225-759 - INSTRUCTION	11.75	388,093	3.90	342,625	(7.85)	(45,468)
FC_2164	FE_C0043	D0205-759 - ACADEMIC SUPPORT	0.32	0	0.00	60,000	(0.32)	60,000
FC_2164	FE_C0043	A0225-759 - INSTRUCTION	11.57	376,414	11.57	289,256	0.00	(87,158)
FC_2165	FE_C0056	D1223-759 - INFORMATION RESOURCE FEE - LU	18.85	1,695,528	19.08	1,542,394	0.23	(153,134)
FC_2165	FE_C0053	D1222-759 - INFORMATION RESOURCE FEE - CU	50.12	2,699,399	51.20	2,408,445	1.08	(290,954)

UH CLEAR LAKE
Uses Audit Report by Cost Center
For FY24

Cost Center			Base FTE	Base Budget	Proposed FTE	Proposed Budget	Change FTE	Change Amount
FC_2165	FE_C0053	D1225-759 - IRF - SOFTWARE OPERATIONS	0.00	674,749	0.00	674,749	0.00	0
FC_2165	FE_C2005	D1229-759 - IRF - UCT PEARLAND	2.93	58,000	2.97	58,000	0.04	0
FC_2165	FE_C2008	D1230-759 - IRF - LIBRARY PEARLAND	2.11	110,866	2.06	110,866	(0.05)	0
Subtotal for Ledger 2			536.61	60,790,706	585.09	65,348,852	48.48	4,558,146
FC_3049	FE_C0003	I0239-759 - AVP-STUDENT AFFAIRS	3.00	322,151	3.00	322,461	0.00	310
FC_3049	FE_C0003	I0261-759 - UNALLOCATED STU SERV	0.00	123,298	0.00	96,426	0.00	(26,872)
FC_3049	FE_C0003	I0263-759 - STU SERV ADMIN CHG	0.00	104,160	0.00	104,160	0.00	0
FC_3049	FE_C2012	I0511-759 - PC - DEAN OF STUDENTS	1.00	50,546	1.00	50,546	0.00	0
FC_3049	FE_C0172	I0483-759 - OPERATIONS-GENERAL	8.00	368,098	0.00	368,168	(8.00)	70
FC_3049	FE_C0167	I0269-759 - FITNESS AND WELLNESS	8.77	142,231	8.93	142,231	0.16	0
FC_3049	FE_C0128	I0483-759 - OPERATIONS-GENERAL	4.00	376,210	7.76	375,300	3.76	(910)
FC_3049	FE_C0002	I0225-759 - STU HEALTH SERVICES	4.50	370,851	4.50	365,681	0.00	(5,170)
FC_3049	FE_C0001	I0231-759 - COUNSELING SERVICES OPERATIONS	13.44	928,242	13.64	924,512	0.20	(3,730)
FC_3049	FE_C0188	I0229-759 - STUDENT PUBLICATIONS	4.00	151,552	3.72	148,552	(0.28)	(3,000)
FC_3049	FE_C0160	I0545-759 - CAREER SERVICES OPERATIONS	12.43	594,626	11.80	596,406	(0.63)	1,780
FC_3049	FE_C0156	I0533-759 - ORIENTATION & WELCOME WEEK	4.48	229,545	4.41	228,285	(0.07)	(1,260)
FC_3049	FE_C0150	I0571-759 - SPECIAL PROGRAMS	0.00	10,000	0.44	76,032	0.44	66,032
FC_3049	FE_C0064	I0219-759 - STUDENT GOVERNMENT ASSOCIATION	0.00	22,500	0.00	22,500	0.00	0
FC_3049	FE_C0064	I0223-759 - ANNUAL LEADERSHIP CONFERENCE	0.00	25,000	0.00	25,000	0.00	0
FC_3049	FE_C0064	I0233-759 - STU INVOLV & LDRSHP M&O	10.90	636,882	13.40	664,648	2.50	27,766
FC_3049	FE_C0064	I0243-759 - STUDENT ORGANIZATIONS	0.00	20,000	0.00	5,000	0.00	(15,000)
FC_3049	FE_C0064	I0435-759 - SGA EXECUTIVE COUNCIL	0.00	2,000	0.00	2,000	0.00	0
FC_3049	FE_C0064	I0558-759 - CAMPUS ACTIVITIES BOARD (CAB)	0.00	2,000	0.00	2,000	0.00	0
FC_3049	FE_C0064	I0573-759 - STUDENT LEADERSHIP BANQUET	0.00	10,000	0.00	10,000	0.00	0
FC_3049	FE_C0064	I0574-759 - STU COMMUNITY ENGAGEMENT	0.00	10,000	0.00	10,000	0.00	0
FC_3049	FE_C0064	I0575-759 - SPIRIT AND TRADITIONS	0.00	15,000	0.00	15,000	0.00	0
FC_3049	FE_C0064	I0585-759 - STUDENT ORG CENTER & LOUNGE	0.00	0	0.00	15,000	0.00	15,000
FC_3049	FE_C0018	I0267-759 - DIVERSITY, EQUITY & INCLUSION	9.21	450,926	11.06	469,926	1.85	19,000
FC_3049	FE_C0018	I0480-759 - WOMENS GENDER & SEXUALITY	0.00	6,000	0.00	0	0.00	(6,000)
FC_3049	FE_C0018	I0506-759 - EDUCATIONAL WORKSHOP & TRAIN	0.00	8,000	0.00	0	0.00	(8,000)
FC_3049	FE_C0018	I0571-759 - SPECIAL PROGRAMS	0.00	6,000	0.00	0	0.00	(6,000)
FC_3049	FE_C0149	I0523-759 - DISABILITY 3049	0.20	0	0.00	0	(0.20)	0
FC_3049	FE_C0159	I0504-759 - STUDENT TRANSPORTATION	1.00	66,032	0.00	0	(1.00)	(66,032)
FC_3049	FE_C1011	I0235-759 - AUXILIARY UTILITIES	0.00	90,000	0.00	90,000	0.00	0
FC_3049	FE_C1005	I0437-759 - STU SERV CEN SERV	0.00	23,000	0.00	23,000	0.00	0
FC_3050	FE_C0003	I0471-759 - SS C BLDG-CUSTODIAL	0.00	170,903	0.00	170,903	0.00	0
FC_3050	FE_C1011	I0470-759 - SS C BLDG-UTILITIES	0.00	47,781	0.00	47,781	0.00	0
FC_3050	FE_C1004	I0464-759 - DEBT SERVICE STUDENT CENTER	0.00	325,820	0.00	0	0.00	(325,820)
FC_3050	FE_C0069	I0457-759 - STUDENT CENTER FEE	0.00	48,500	0.00	374,320	0.00	325,820
FC_3052	FE_C0167	I0554-759 - CAMPUS RECREATION & WELLNESS	7.13	362,251	5.00	373,081	(2.13)	10,830
FC_3052	FE_C1011	I0559-759 - REC & WELL UTILITIES SUPPORT	0.00	55,148	0.00	55,148	0.00	0
FC_3052	FE_C1004	I0549-759 - REC WELLNESS CTR DEBT PMT	0.00	1,790,962	0.00	1,791,213	0.00	251
FC_3056	FE_C0165	I0550-759 - UHCL THEATER AND CULTURAL ARTS	0.00	122,850	3.42	272,850	3.42	150,000
FC_3056	FE_C0168	I0553-759 - STUDENT-RESIDENCE HOUSING	5.17	617,342	4.28	612,967	(0.89)	(4,375)
FC_3056	FE_C0168	I0569-759 - GUEST HOUSING REVENUE	1.00	70,000	1.00	70,000	0.00	0
FC_3056	FE_C0167	I0481-759 - FITNESS AND WELLNESS INCOME	0.00	100,000	13.80	481,000	13.80	381,000
FC_3056	FE_C0002	I0253-759 - MEDICAL SER EXTERNAL	0.00	79,500	0.00	75,000	0.00	(4,500)
FC_3056	FE_C0001	I0247-759 - COUNSELING SERVICES SALES,SERV	0.00	6,000	0.00	6,000	0.00	0
FC_3056	FE_C0160	I0546-759 - CAREER SERVICES SALES & SERV	0.00	500	0.00	500	0.00	0
FC_3056	FE_C0160	I0547-759 - SPECIAL EVENTS	0.00	12,000	0.00	12,000	0.00	0
FC_3056	FE_C0064	I0439-759 - STU INVOLV & LDRSHP INCOME	0.00	4,000	0.00	4,000	0.00	0
FC_3056	FE_C0049	I0342-759 - DEFICIENCY ANALYSIS	0.00	550	0.00	550	0.00	0
FC_3056	FE_C0026	I0344-759 - ART SCHOOL	1.25	115,000	0.00	0	(1.25)	(115,000)
FC_3056	FE_C0159	I0535-759 - PARKING FEES & FINES	8.25	700,449	13.53	608,150	5.28	(92,299)
FC_3056	FE_C0159	I0536-759 - Student Transportation	0.00	0	2.42	92,299	2.42	92,299
FC_3056	FE_C0126	I0472-759 - COLLEGE BOOKSTORE	0.00	7,260	0.00	7,260	0.00	0
FC_3056	FE_C0126	I0473-759 - VENDING	0.65	48,302	0.65	51,302	0.00	3,000
FC_3056	FE_C0126	I0478-759 - FOOD SERVICES	0.00	10,000	0.00	10,000	0.00	0
FC_3056	FE_C1011	I0492-759 - UTILITIES	0.00	110,900	0.00	110,900	0.00	0
FC_3056	FE_C1004	I0568-759 - DEBT SERVICE - STUDENT HOUSING	0.00	1,217,694	0.00	1,222,069	0.00	4,375
FC_3056	FE_C0078	I0461-759 - UNIV OPERATIONAL-AUXILIARY	0.00	2,138	0.00	2,138	0.00	0
Subtotal for Ledger 3			108.38	11,190,700	127.76	11,604,265	19.38	413,565
FC_4027	FE_C0004	H0003-759 - HIGHER ONE GIFT SCHOLARSHIP	0.00	2,100	0.00	1,128	0.00	(972)
FC_4027	FE_C0004	H0276-759 - BUS GENERAL SCHOLARSHIP ACCOU	0.00	1,000	0.00	1,151	0.00	151

UH CLEAR LAKE
Uses Audit Report by Cost Center
For FY24

Cost Center	Base FTE	Base Budget	Proposed FTE	Proposed Budget	Change FTE	Change Amount
FC_4027 FE_C0004 H0366-759 - LUBRIZOL CHEMISTRY SCHOLARSHIP	0.00	8,000	0.00	5,143	0.00	(2,857)
FC_4027 FE_C0004 H0374-759 - LUBRIZOL ACCTG SCHOLARSHIP	0.00	4,000	0.00	6,000	0.00	2,000
FC_4027 FE_C0004 H0376-759 - LUBRIZOL ENVIRONMENTAL SCI SCH	0.00	6,300	0.00	4,000	0.00	(2,300)
FC_4027 FE_C0004 H0490-759 - SCE GENERAL SCHOLARSHIPS	0.00	1,100	0.00	0	0.00	(1,100)
FC_4027 FE_C0004 H0494-759 - SOE GENERAL SCHOLARSHIPS	0.00	2,200	0.00	0	0.00	(2,200)
FC_4027 FE_C0004 H0608-759 - BARNES AND NOBLE SCHOLARSHIP	0.00	6,974	0.00	0	0.00	(6,974)
FC_4027 FE_C0004 H0657-759 - UH FOUNDATION CULLEN SCHOLARSH	0.00	1,534	0.00	1,534	0.00	0
FC_4027 FE_C0004 H0787-759 - AMY LINN OSULLIVAN MEMORIAL	0.00	500	0.00	1,000	0.00	500
FC_4027 FE_C0004 H0794-759 - DON CALLAGHAN SCHOLARSHIP	0.00	15,000	0.00	10,000	0.00	(5,000)
FC_4027 FE_C0004 H0795-759 - BILLIE FOWLER INTERNATIONAL CO	0.00	3,500	0.00	5,000	0.00	1,500
FC_4027 FE_C0004 H0814-759 - KEELER GRAD EARLY CHILD ANNUAL	0.00	8,000	0.00	10,000	0.00	2,000
FC_4027 FE_C0004 H0817-759 - AGARWAL MIS SCHOLARSHIP	0.00	6,500	0.00	6,500	0.00	0
FC_4027 FE_C0004 H0839-759 - HAWK ADVANTAGE FUND	0.00	5,000	0.00	14,000	0.00	9,000
FC_4027 FE_C0004 H0845-759 - BENNETT & TIMM FAM SCH FOR VET	0.00	3,200	0.00	3,200	0.00	0
FC_4027 FE_C0004 H0847-759 - ANN WILKE MEMORIAL NURSING SCH	0.00	15,000	0.00	20,000	0.00	5,000
FC_4027 FE_C0004 H0848-759 - ONE-TIME SCHOLARSHIPS	0.00	13,500	0.00	13,500	0.00	0
FC_4027 FE_C0004 H0850-759 - COE STEP INTERN SCH ANNUAL	0.00	2,500	0.00	2,500	0.00	0
FC_4027 FE_C0004 H0855-759 - COE STEP UG SCH ANNUAL	0.00	14,000	0.00	3,200	0.00	(10,800)
FC_4027 FE_C0004 H0856-759 - LOIS G TIMM ANNUAL SCH FR VETS	0.00	5,400	0.00	0	0.00	(5,400)
FC_4027 FE_C0004 H0857-759 - PERRY HOMES ANNUAL SCHOLARSHIP	0.00	1,000	0.00	0	0.00	(1,000)
FC_4027 FE_C0004 H0870-759 - HOUSTON ACFE ANNUAL SCHOLAR	0.00	3,000	0.00	1,000	0.00	(2,000)
FC_4027 FE_C0004 H0871-759 - VIVIAN L SMITH NURSING SCHLRSH	0.00	15,000	0.00	30,000	0.00	15,000
FC_4027 FE_C0004 H0872-759 - C BURKE DRDA HSH SCHOLARSHIP	0.00	10,000	0.00	17,500	0.00	7,500
FC_4027 FE_C0004 H0873-759 - C BURKE DRDA COE SCHOLARSHIP	0.00	15,000	0.00	5,000	0.00	(10,000)
FC_4027 FE_C0004 H0874-759 - C BURKE DRDA COB SCHOLARSHIP	0.00	22,000	0.00	12,625	0.00	(9,375)
FC_4027 FE_C0004 H0881-759 - LUBRIZOL MECH ENG SCHOLAR	0.00	3,400	0.00	2,266	0.00	(1,134)
FC_4027 FE_C0004 H0882-759 - LUBRIZOL OCC HEALTH SCHOLAR	0.00	3,300	0.00	3,300	0.00	0
FC_4027 FE_C0004 H0887-759 - WM AND LINDA YEH GRAD RESEARCH	0.00	4,000	0.00	4,000	0.00	0
FC_4027 FE_C0004 H0888-759 - Bill & Helen Crowder Fnd Annl	0.00	3,500	0.00	2,500	0.00	(1,000)
FC_4027 FE_C0004 H0890-759 - HAWK PROMISE SCHOLARSHIP	0.00	6,500	0.00	1,500	0.00	(5,000)
FC_4027 FE_C0004 H0903-759 - FINANCIAL LITERACY SCHOLARSHIP	0.00	207,500	0.00	0	0.00	(207,500)
FC_4027 FE_C0004 H0904-759 - PRIYA SHASTRI SCHOLARSHIP	0.00	9,800	0.00	979	0.00	(8,821)
FC_4027 FE_C0004 H0905-759 - AGARWAL THESIS SCHOLARSHIP	0.00	10,000	0.00	2,000	0.00	(8,000)
FC_4027 FE_C0004 H0906-759 - DENNIS LAWLER MATH	0.00	5,400	0.00	0	0.00	(5,400)
FC_4027 FE_C0004 H0912-759 - VALRAND ENGINEER SCH ANNUAL	0.00	0	0.00	25,000	0.00	25,000
FC_4028 FE_C0004 H0260-759 - AIR PRODUCTS END SCHOLARSHIP	0.00	496	0.00	1,100	0.00	604
FC_4028 FE_C0004 H0280-759 - BROWN & ROOT END FELLOW	0.00	7,000	0.00	7,000	0.00	0
FC_4028 FE_C0004 H0284-759 - ML WISMER END SCHOLARSHIP	0.00	20,000	0.00	16,000	0.00	(4,000)
FC_4028 FE_C0004 H0286-759 - ROHM HAAS END SCH	0.00	1,300	0.00	1,000	0.00	(300)
FC_4028 FE_C0004 H0292-759 - AKZO CHEMICAL SCHOLA ENDOW	0.00	541	0.00	1,200	0.00	659
FC_4028 FE_C0004 H0294-759 - MARTIN MARIETTA END SCHOLARSHI	0.00	1,400	0.00	1,100	0.00	(300)
FC_4028 FE_C0004 H0296-759 - BRUCKNER FUND	0.00	1,700	0.00	1,818	0.00	118
FC_4028 FE_C0004 H0302-759 - COLUMBIA HEALTHCARE SCHOL ENDO	0.00	1,500	0.00	2,300	0.00	800
FC_4028 FE_C0004 H0306-759 - CAREN COLLEY SCHOLARSHIP	0.00	5,444	0.00	6,083	0.00	639
FC_4028 FE_C0004 H0308-759 - HOBBY SCHOL ENDW	0.00	693	0.00	1,500	0.00	807
FC_4028 FE_C0004 H0312-759 - HONEYWELL SCHOLARSHIP ENDOW	0.00	4,000	0.00	3,500	0.00	(500)
FC_4028 FE_C0004 H0314-759 - EVALINE DECKARD SCHERGENDS END	0.00	1,575	0.00	1,718	0.00	143
FC_4028 FE_C0004 H0316-759 - MARY ANN HOLTON SCHOL ENDOW	0.00	1,200	0.00	1,269	0.00	69
FC_4028 FE_C0004 H0322-759 - HYER-SOBRINO SCHOLARSHIP	0.00	8,400	0.00	8,000	0.00	(400)
FC_4028 FE_C0004 H0324-759 - STERLING CHEMICALS ENDOW SCHOL	0.00	1,200	0.00	1,200	0.00	0
FC_4028 FE_C0004 H0336-759 - THOMAS GEE SCHOL ENDOW	0.00	7,300	0.00	3,400	0.00	(3,900)
FC_4028 FE_C0004 H0360-759 - FAMILY THERAPHY SCH	0.00	1,100	0.00	1,133	0.00	33
FC_4028 FE_C0004 H0364-759 - TAYLOR ENDW SCH	0.00	3,100	0.00	4,000	0.00	900
FC_4028 FE_C0004 H0368-759 - EVE MIESZKUC SCHLR ENDOW INCO	0.00	1,300	0.00	1,900	0.00	600
FC_4028 FE_C0004 H0390-759 - D F CALLAGHAN DISTING SCH END	0.00	6,256	0.00	6,904	0.00	648
FC_4028 FE_C0004 H0392-759 - JONES ENDOW SCH FUND	0.00	17,525	0.00	19,116	0.00	1,591
FC_4028 FE_C0004 H0394-759 - JEAN NETTLES USA SCH ENDW INC	0.00	7,200	0.00	4,600	0.00	(2,600)
FC_4028 FE_C0004 H0408-759 - ALUMNI SCHLSHIP ENDOW	0.00	38,000	0.00	39,000	0.00	1,000
FC_4028 FE_C0004 H0414-759 - HEALTHCARE ASSOC SCHLR ENDOW I	0.00	2,000	0.00	2,700	0.00	700
FC_4028 FE_C0004 H0416-759 - ENDOWED SCHOLAR IN SCE INT INC	0.00	6,900	0.00	7,000	0.00	100
FC_4028 FE_C0004 H0422-759 - ALEX SCOHES SCHOL ENDOW	0.00	1,500	0.00	1,600	0.00	100
FC_4028 FE_C0004 H0424-759 - Patricia Potter Wilson COE End	0.00	12,000	0.00	16,000	0.00	4,000
FC_4028 FE_C0004 H0430-759 - LIT SCH END	0.00	2,084	0.00	2,324	0.00	240
FC_4028 FE_C0004 H0440-759 - ART EDUC END SCH	0.00	2,600	0.00	2,000	0.00	(600)

UH CLEAR LAKE
Uses Audit Report by Cost Center
For FY24

Cost Center	Base FTE	Base Budget	Proposed FTE	Proposed Budget	Change FTE	Change Amount		
FC_4028	FE_C0004	H0442-759 - BETTY MARTIN KING FAM THERAPY	0.00	7,000	0.00	10,000	0.00	3,000
FC_4028	FE_C0004	H0446-759 - CYRIL & MARTHA KAJA SCHLR END	0.00	12,000	0.00	11,000	0.00	(1,000)
FC_4028	FE_C0004	H0450-759 - DR HAROLD & DOROTHY ELDEN SCH	0.00	2,000	0.00	1,750	0.00	(250)
FC_4028	FE_C0004	H0452-759 - FOWLES FAMILY SCH ENDOW INTERE	0.00	1,100	0.00	1,600	0.00	500
FC_4028	FE_C0004	H0454-759 - HUGH O LEA MEMORIAL SCHOLARSHI	0.00	4,300	0.00	5,000	0.00	700
FC_4028	FE_C0004	H0458-759 - ELDREWEY STEARNS SOCIOLOGY SCH	0.00	1,500	0.00	1,100	0.00	(400)
FC_4028	FE_C0004	H0460-759 - TRASK SCHOLARSHIP ENDOWMENT	0.00	14,300	0.00	11,000	0.00	(3,300)
FC_4028	FE_C0004	H0462-759 - INSTRUCTIONAL TECHNOLOGY SCHLR	0.00	8,700	0.00	5,000	0.00	(3,700)
FC_4028	FE_C0004	H0464-759 - HODGE RES SCH ENDOWMENT	0.00	690	0.00	1,400	0.00	710
FC_4028	FE_C0004	H0466-759 - ENVIRONMENTAL MANAGEMENT STUDI	0.00	2,200	0.00	1,300	0.00	(900)
FC_4028	FE_C0004	H0472-759 - HOPKINS ENDW SCH	0.00	2,100	0.00	2,700	0.00	600
FC_4028	FE_C0004	H0476-759 - EDUCATION LEADERSHIP ENDOWMENT	0.00	2,300	0.00	1,300	0.00	(1,000)
FC_4028	FE_C0004	H0478-759 - STEP SCH ENDOWMENT	0.00	21,000	0.00	30,000	0.00	9,000
FC_4028	FE_C0004	H0482-759 - BENSON ENDW SCH	0.00	4,300	0.00	4,200	0.00	(100)
FC_4028	FE_C0004	H0498-759 - JOAN AND HOWARD EISNER SCHLR	0.00	2,302	0.00	2,525	0.00	223
FC_4028	FE_C0004	H0500-759 - ANNUAL FUND SCHLR ENDOW INTERE	0.00	1,400	0.00	800	0.00	(600)
FC_4028	FE_C0004	H0588-759 - MATTHEWS SCHOLARSHIP ENDOWMENT	0.00	494	0.00	1,100	0.00	606
FC_4028	FE_C0004	H0589-759 - PORTER ACCOUNTING SCHL ENDW	0.00	1,400	0.00	1,000	0.00	(400)
FC_4028	FE_C0004	H0597-759 - BONNIE M STAPLES SCH END INC	0.00	2,019	0.00	2,203	0.00	184
FC_4028	FE_C0004	H0598-759 - HILL HAWK ADVANTAGE ENDOWMENT	0.00	2,600	0.00	3,000	0.00	400
FC_4028	FE_C0004	H0599-759 - BOWERS MEMORIAL SCHOL ENDOW	0.00	531	0.00	1,200	0.00	669
FC_4028	FE_C0004	H0600-759 - D&A COUNCIL SCHOLARSHIP ENDOW	0.00	2,500	0.00	5,000	0.00	2,500
FC_4028	FE_C0004	H0604-759 - MCKAY SOFTW ENG ENDW SCH	0.00	7,500	0.00	10,000	0.00	2,500
FC_4028	FE_C0004	H0605-759 - SEYMOUR LIT SCH ENDW	0.00	2,156	0.00	2,500	0.00	344
FC_4028	FE_C0004	H0606-759 - CAROL SNYDER MEMORIAL SCH ENDW	0.00	597	0.00	1,300	0.00	703
FC_4028	FE_C0004	H0607-759 - KIERSTEAD MEM SCH ENDOW	0.00	1,600	0.00	1,800	0.00	200
FC_4028	FE_C0004	H0613-759 - BOEING ENG SCH ENDOW	0.00	1,000	0.00	1,900	0.00	900
FC_4028	FE_C0004	H0614-759 - MCCrackEN SCH ENDOW	0.00	3,100	0.00	3,500	0.00	400
FC_4028	FE_C0004	H0615-759 - BERMUDEZ MEM SCH ENDOW	0.00	790	0.00	1,700	0.00	910
FC_4028	FE_C0004	H0616-759 - AMBROSE SCH ENDOW	0.00	2,300	0.00	2,500	0.00	200
FC_4028	FE_C0004	H0617-759 - KARP & SOUTH SCH ENDOW	0.00	2,865	0.00	4,200	0.00	1,335
FC_4028	FE_C0004	H0618-759 - SUE FELLMAN SERV LEAD SCH END	0.00	7,900	0.00	9,000	0.00	1,100
FC_4028	FE_C0004	H0620-759 - SPACE CITY HOU NCMA SCH ENDW	0.00	515	0.00	1,300	0.00	785
FC_4028	FE_C0004	H0621-759 - MORTON MEMORIAL SCH ENDW	0.00	1,200	0.00	1,800	0.00	600
FC_4028	FE_C0004	H0633-759 - STEVE RAKOW SCH ENDW	0.00	5,900	0.00	4,000	0.00	(1,900)
FC_4028	FE_C0004	H0635-759 - C BHATIA MEM SCHOL ENDW INCOME	0.00	1,500	0.00	2,700	0.00	1,200
FC_4028	FE_C0004	H0637-759 - PRUDENCE COHEN MEM ENDW SCH	0.00	531	0.00	1,100	0.00	569
FC_4028	FE_C0004	H0645-759 - JAMES & NORMA HIGHTOWER SCH EN	0.00	1,858	0.00	2,800	0.00	942
FC_4028	FE_C0004	H0658-759 - MEZZINO EXCEL IN MATH ENDW SCH	0.00	585	0.00	1,500	0.00	915
FC_4028	FE_C0004	H0659-759 - M SNOWDEN BRUCE ENDW SCHL INC	0.00	6,800	0.00	7,184	0.00	384
FC_4028	FE_C0004	H0660-759 - REMOVING EDUCATIONAL BARR SCHL	0.00	16,000	0.00	13,000	0.00	(3,000)
FC_4028	FE_C0004	H0663-759 - PHI KAPPA PHI SCHL ENDW INCOME	0.00	3,000	0.00	3,700	0.00	700
FC_4028	FE_C0004	H0667-759 - JUDY VANDAGRIFF PART SCH EN IC	0.00	1,600	0.00	1,730	0.00	130
FC_4028	FE_C0004	H0668-759 - MIESZKUC MEM SHC WOM END INC	0.00	15,000	0.00	5,800	0.00	(9,200)
FC_4028	FE_C0004	H0670-759 - WELLS FARGO SCHL ENDW INCOME	0.00	1,000	0.00	1,600	0.00	600
FC_4028	FE_C0004	H0672-759 - HAYES SCHOLAR ENDWWM INCOME	0.00	525	0.00	1,100	0.00	575
FC_4028	FE_C0004	H0677-759 - DSLABS ISA SCHOLARSHIP ENDW IN	0.00	5,500	0.00	6,100	0.00	600
FC_4028	FE_C0004	H0678-759 - LUNAR RENV FEST SCHL ENDW INC	0.00	9,400	0.00	12,000	0.00	2,600
FC_4028	FE_C0004	H0680-759 - INFRAGARD ENDW SCHOLAR INCOME	0.00	14,700	0.00	18,000	0.00	3,300
FC_4028	FE_C0004	H0681-759 - ISACA SCHOLARSHIP ENDOM INCOM	0.00	7,000	0.00	7,000	0.00	0
FC_4028	FE_C0004	H0682-759 - FRANK PEREZ SCHOL ENDW INCOME	0.00	1,900	0.00	1,700	0.00	(200)
FC_4028	FE_C0004	H0683-759 - MCCALL SCHOL ENDOW INCOME	0.00	2,800	0.00	1,700	0.00	(1,100)
FC_4028	FE_C0004	H0684-759 - FOWLER INTERN CON SCH END INCO	0.00	2,000	0.00	3,700	0.00	1,700
FC_4028	FE_C0004	H0687-759 - KEELER GR EARLY CH ED SCH END	0.00	3,500	0.00	4,500	0.00	1,000
FC_4028	FE_C0004	H0693-759 - TEX ASSN ENVIRN PROF ENDW SCH	0.00	2,100	0.00	1,200	0.00	(900)
FC_4028	FE_C0004	H0696-759 - BARRIOS ROBINSON ENDW SCHL	0.00	1,100	0.00	1,200	0.00	100
FC_4028	FE_C0004	H0697-759 - DISTINGUISHED ALUMNI SCH EN IN	0.00	8,200	0.00	10,000	0.00	1,800
FC_4028	FE_C0004	H0699-759 - MAYO SCHOLAR ENDOWM INCOME	0.00	1,100	0.00	1,650	0.00	550
FC_4028	FE_C0004	H0712-759 - SPEIGHT FAML THERAPY ENDW INC	0.00	1,000	0.00	1,050	0.00	50
FC_4028	FE_C0004	H0713-759 - LUNNEY FAMILY SCHOLARSHIP	0.00	7,600	0.00	5,100	0.00	(2,500)
FC_4028	FE_C0004	H0729-759 - UHCL VETERANS SCHOLAR ENDOW	0.00	4,400	0.00	5,000	0.00	600
FC_4028	FE_C0004	H0730-759 - LEIBFRIED ENDW LEGACY SCHOL	0.00	1,200	0.00	1,800	0.00	600
FC_4028	FE_C0004	H0731-759 - BELL ENDOW SCHOL MARR&FAM TH	0.00	3,100	0.00	4,000	0.00	900
FC_4028	FE_C0004	H0739-759 - AUSTIN LEGAL STUDIES SCH END	0.00	4,200	0.00	2,300	0.00	(1,900)

UH CLEAR LAKE
Uses Audit Report by Cost Center
For FY24

Cost Center	Base FTE	Base Budget	Proposed FTE	Proposed Budget	Change FTE	Change Amount		
FC_4028	FE_C0004	H0749-759 - SOE ALUMNI SCHOLAR ENDW	0.00	1,700	0.00	1,816	0.00	116
FC_4028	FE_C0004	H0763-759 - HOUSTON COCA COLA SCH ENDW	0.00	512	0.00	1,150	0.00	638
FC_4028	FE_C0004	H0771-759 - D ROBINSON SCHOLARSHIP ENDW	0.00	1,200	0.00	1,800	0.00	600
FC_4028	FE_C0004	H0773-759 - G MIESZKOWSKI SCHOLAR ENDOW	0.00	1,946	0.00	2,200	0.00	254
FC_4028	FE_C0004	H0774-759 - JASKA SCHOLARSHIP ENDOWME	0.00	476	0.00	1,050	0.00	574
FC_4028	FE_C0004	H0775-759 - R WILSON SCHOLARSHIP ENDOWM	0.00	2,200	0.00	2,300	0.00	100
FC_4028	FE_C0004	H0776-759 - W STAPLES SUPPORT STAFF SCH EN	0.00	8,900	0.00	11,000	0.00	2,100
FC_4028	FE_C0004	H0780-759 - TODD DAVIS MEM SCHOLARSHIP	0.00	765	0.00	1,550	0.00	785
FC_4028	FE_C0004	H0785-759 - SAMUELS LITERACY TEACHER SCH E	0.00	3,400	0.00	4,500	0.00	1,100
FC_4028	FE_C0004	H0796-759 - PALMER FAMILY SCHOLAR ENDW	0.00	5,800	0.00	9,000	0.00	3,200
FC_4028	FE_C0004	H0798-759 - CANTEEN SCHOLARSHIP ENDOWM	0.00	620	0.00	1,350	0.00	730
FC_4028	FE_C0004	H0802-759 - CULLINAN ENDOW SCHOLARSHIP	0.00	2,100	0.00	1,859	0.00	(241)
FC_4028	FE_C0004	H0803-759 - SOUTHLAND PAPER ENDW SCHOL	0.00	5,000	0.00	2,020	0.00	(2,980)
FC_4028	FE_C0004	H0804-759 - LYNETTE AUTRY ENDW SCHOLA	0.00	5,000	0.00	3,534	0.00	(1,466)
FC_4028	FE_C0004	H0807-759 - JOSEPHINE TITTSWORTH SCH ENDW	0.00	771	0.00	1,700	0.00	929
FC_4028	FE_C0004	H0827-759 - DE YOSSIE HARRIS SCH-ENDOW INC	0.00	558	0.00	1,350	0.00	792
FC_4028	FE_C0004	H0828-759 - ZEON END GRAD FELLOW	0.00	33,000	0.00	32,000	0.00	(1,000)
FC_4028	FE_C0004	H8527-759 - TOM T WILLIAMS SCH ENDOW	0.00	2,500	0.00	2,150	0.00	(350)
FC_4028	FE_C0004	H8577-759 - Preston and Joslen B Johnson	0.00	1,400	0.00	579	0.00	(821)
FC_4028	FE_C0004	H8579-759 - Nick J de Vries Legacy Schola	0.00	1,200	0.00	1,500	0.00	300
FC_4028	FE_C0004	H8582-759 - Don & Bev Kyle Acctg Sch Endow	0.00	2,700	0.00	3,000	0.00	300
FC_4028	FE_C0004	H8585-759 - Katherine Justice End Emp Sch	0.00	3,200	0.00	2,200	0.00	(1,000)
FC_4028	FE_C0004	H8605-759 - Mary Ainslie Hawk Adv Schol En	0.00	3,750	0.00	4,500	0.00	750
FC_4028	FE_C0004	H8622-759 - ASHLEY PACKARD MEM SCHOL END	0.00	2,300	0.00	2,150	0.00	(150)
FC_4028	FE_C0004	H8644-759 - Bennett and Timm Family	0.00	2,800	0.00	1,300	0.00	(1,500)
FC_4028	FE_C0004	H8650-759 - KATHY & MIKE REEVES HAWK ENDOW	0.00	2,942	0.00	3,600	0.00	658
FC_4028	FE_C0004	H8660-759 - SUSAN & JOHN GARMAN HAWK ENDOW	0.00	2,781	0.00	3,041	0.00	260
FC_4028	FE_C0004	H8671-759 - MARILYN & CHAS SIMS HAWK ENDOW	0.00	2,542	0.00	2,804	0.00	262
FC_4028	FE_C0004	H8674-759 - PATRICIA MANN MEMORIAL SCH END	0.00	586	0.00	1,400	0.00	814
FC_4028	FE_C0004	H8677-759 - Logical Innovations Sch Endow	0.00	5,000	0.00	5,241	0.00	241
FC_4028	FE_C0004	H8685-759 - SANDRA JOHNSON HAWK AD SCH END	0.00	2,500	0.00	3,100	0.00	600
FC_4028	FE_C0004	H8687-759 - WILLIAM L SHALLBERG END SCH	0.00	3,800	0.00	5,000	0.00	1,200
FC_4028	FE_C0004	H8706-759 - LOIS G TIMM VET & FAM END INC	0.00	3,400	0.00	1,800	0.00	(1,600)
FC_4028	FE_C0004	H8732-759 - WILLIAM E SHOCK SCH ENDOW	0.00	3,200	0.00	3,400	0.00	200
FC_4028	FE_C0004	H8739-759 - WM A STAPLES HAWK SCH ENDOW	0.00	5,202	0.00	5,829	0.00	627
FC_4028	FE_C0004	H8740-759 - R J THONUS MBA SCH ENDOW	0.00	4,706	0.00	7,000	0.00	2,294
FC_4028	FE_C0004	H8748-759 - K & S Agarwal MIS Sch End	0.00	4,800	0.00	5,300	0.00	500
FC_4028	FE_C0004	H8754-759 - DR BETTYE L GRIGSBY SCH END	0.00	1,200	0.00	1,250	0.00	50
FC_4028	FE_C0004	H8756-759 - SAMUELS FAMILY FDN SCH END	0.00	2,306	0.00	2,522	0.00	216
FC_4028	FE_C0004	H8758-759 - K F DICKERSON INTL PRG SCH END	0.00	3,200	0.00	4,300	0.00	1,100
FC_4028	FE_C0004	H8760-759 - RAJ & KAMALA CHHIKARA SCH END	0.00	3,200	0.00	3,000	0.00	(200)
FC_4028	FE_C0004	H8764-759 - KATHERINE M TAMER HAWK SCH END	0.00	1,811	0.00	2,400	0.00	589
FC_4028	FE_C0004	H8767-759 - MILES RAYMOND MATTHEW SCH END	0.00	1,900	0.00	2,200	0.00	300
FC_4028	FE_C0004	H8772-759 - PERRY HOMES SCH ENDOW	0.00	870	0.00	1,650	0.00	780
FC_4028	FE_C0004	H8813-759 - K & S AGARWAL SW ENGR SCH END	0.00	6,000	0.00	10,000	0.00	4,000
FC_4028	FE_C0004	H8842-759 - STEM Educator HIS Internship	0.00	12,400	0.00	16,000	0.00	3,600
FC_4028	FE_C0004	H8915-759 - Bill & Helen Crowder Fnd Endow	0.00	0	0.00	987	0.00	987
FC_4028	FE_C0004	H9724-759 - CF & KB HALL HAWK AD SCH ENDOW	0.00	7,545	0.00	8,389	0.00	844
FC_4028	FE_C0043	H9452-759 - G B TECH INC RESEARCH ASST END	0.00	586	0.00	5,766	0.00	5,180
FC_4041	FE_C0004	H0742-759 - ART EXHIBITION SCHOLARSHIP	0.00	1,000	0.00	2,000	0.00	1,000
FC_4041	FE_C0165	D1102-759 - ART GALLERY SUPPORT	0.00	5,000	0.00	1,000	0.00	(4,000)
FC_4041	FE_C0165	D1268-759 - THEATER & CULTURAL ARTS REV	0.00	15,000	0.00	5,000	0.00	(10,000)
FC_4041	FE_C0056	D0721-759 - FRIENDS OF LIBRARY	0.00	1,500	0.00	1,500	0.00	0
FC_4041	FE_C0046	D0717-759 - DONATIONS FOR SOE SUPPORT	0.00	2,000	0.00	2,000	0.00	0
FC_4041	FE_C0046	A1044-759 - UHCL TEACH OPERATIONS AND INST	1.00	76,700	1.00	76,700	0.00	0
FC_4041	FE_C0050	D1104-759 - CEP DONATIONS	0.00	250	0.00	250	0.00	0
FC_4041	FE_C0050	A0372-759 - KIDS U	0.00	0	0.00	1,000	0.00	1,000
FC_4041	FE_C0029	D0755-759 - INTERNATIONAL TAIWAN INITIATIV	0.00	1,000	0.00	1,000	0.00	0
FC_4041	FE_C0029	D0815-759 - BUS DEVELOPMENT FUND	0.00	2,000	0.00	2,000	0.00	0
FC_4041	FE_C0029	D0910-759 - BDK ACCTG EDUC FUND	0.00	5,000	0.00	5,000	0.00	0
FC_4041	FE_C0023	D0745-759 - HSH GEN SCHOOL OPERATION ACCOU	0.00	6,000	0.00	1,000	0.00	(5,000)
FC_4041	FE_C0023	D1098-759 - WOMENS STUDIES SPEAKER SERI	0.00	3,000	0.00	0	0.00	(3,000)
FC_4041	FE_C0023	D1381-759 - AGARWAL RESEARCH SUPPORT FUND	0.00	0	0.14	16,000	0.14	16,000
FC_4041	FE_C0025	D1118-759 - AUTISM OPERATIONAL SUPPORT	1.00	70,000	2.50	70,000	1.50	0

UH CLEAR LAKE
Uses Audit Report by Cost Center
For FY24

Cost Center			Base FTE	Base Budget	Proposed FTE	Proposed Budget	Change FTE	Change Amount
FC_4041	FE_C0025	D1154-759 - CROSS CULTURAL OPER SUPP	0.00	5,000	0.00	0	0.00	(5,000)
FC_4041	FE_C0025	D1282-759 - HASTINGS FAMILY PROGRAM FUND	0.14	5,000	0.00	2,900	(0.14)	(2,100)
FC_4041	FE_C0025	D1377-759 - CADD OPS FOR WORKFORCE	0.00	0	1.00	139,600	1.00	139,600
FC_4041	FE_C0025	D1379-759 - CADD FONDREN FOUNDATION	0.00	0	1.00	80,000	1.00	80,000
FC_4041	FE_C0026	D0733-759 - CERAMICS SUPPORT	0.00	5,000	0.00	0	0.00	(5,000)
FC_4041	FE_C0026	D0998-759 - ART SCHOOL OPERATIONAL SUPPORT	0.00	5,000	0.00	0	0.00	(5,000)
FC_4041	FE_C0012	C0248-759 - ENVIROTHON	0.00	10,000	0.00	15,000	0.00	5,000
FC_4041	FE_C0012	B0457-759 - EIH TERRAPIN RESEARCH	0.00	100	0.00	1,000	0.00	900
FC_4041	FE_C0012	B0499-759 - EIH MARINE LIFE RESEARCH	0.00	0	0.00	5,000	0.00	5,000
FC_4041	FE_C0012	H0254-759 - SCHOOL YARD ECOSCAPES	0.00	1,000	0.00	3,800	0.00	2,800
FC_4042	FE_C0073	D1074-759 - ALUMNI PRGM DEV ENDOW	0.00	5,611	0.00	14,881	0.00	9,270
FC_4042	FE_C0003	D8647-759 - LEHMAN FAMILY LEADERSHIP ENDOW	0.00	1,707	0.00	2,110	0.00	403
FC_4042	FE_C0056	D0694-759 - NEUMANN CULTR END	0.00	576	0.00	2,789	0.00	2,213
FC_4042	FE_C0056	D0723-759 - FACULTY SPECIAL FUND	0.00	942	0.00	7,441	0.00	6,499
FC_4042	FE_C0056	D0973-759 - TAMER INNOV LIBRARY TECHN ENDW	0.00	10,809	0.00	15,581	0.00	4,772
FC_4042	FE_C0046	D0980-759 - SOE PROGRAM ENHANC ENDW INCOME	0.00	1,430	0.00	7,834	0.00	6,404
FC_4042	FE_C0046	D1099-759 - JOHNSON BARRIOS LEADSHP EN INC	0.00	20,393	0.00	148,797	0.00	128,404
FC_4042	FE_C0046	A8553-759 - DrSandra Mossman Endowed Prof	0.00	11,755	0.00	44,231	0.00	32,476
FC_4042	FE_C0029	D0982-759 - HORIZON CAP BANK PROG ENDOWM	0.00	473	0.00	3,555	0.00	3,082
FC_4042	FE_C0023	D0710-759 - HUMAN SCIENCES & HUMANITIES EN	0.00	3,018	0.00	14,440	0.00	11,422
FC_4042	FE_C0023	D0941-759 - E F LEIBFRIED ARTS INT ENDW	0.00	2,308	0.00	4,514	0.00	2,206
FC_4042	FE_C0023	D0971-759 - MIESZKUC MEM PR WOMEN ST ED IN	0.06	9,987	0.14	15,895	0.08	5,908
FC_4042	FE_C0023	D1101-759 - PULLIAM DIST FAC FELLOW END IN	0.00	4,832	0.00	16,522	0.00	11,690
FC_4042	FE_C0023	D1164-759 - DU BOIS MEM QUASI ENDOW INT IN	0.00	574	0.00	2,209	0.00	1,635
FC_4042	FE_C0023	E0335-759 - BILSTEIN HISTORY END INCOME	0.00	1,210	0.00	2,453	0.00	1,243
FC_4042	FE_C0044	D0806-759 - ZEON END SCI EQUIP	0.00	2,685	0.00	19,321	0.00	16,636
FC_4042	FE_C0044	A0551-759 - PETROTEX FUND	0.00	2,283	0.00	4,623	0.00	2,340
FC_4042	FE_C0043	D0871-759 - BARRIOS TECH FAC FELLOW ENDOW	0.00	5,436	0.00	7,579	0.00	2,143
FC_4042	FE_C0043	D0983-759 - LEKKOS ENDOM FOR COMPUTING PRG	0.00	7,964	0.00	20,511	0.00	12,547
FC_4042	FE_C0043	D8880-759 - K & S Agarwal Stdnt Rsrch End	0.00	4,417	0.00	12,688	0.00	8,271
FC_4042	FE_C0043	D9665-759 - TEXAS SCHOLARS IN COMP SCI END	0.00	29,459	0.00	161,234	0.00	131,775
FC_4042	FE_C0012	A0507-759 - LOCKH ENDW ENVIR	0.00	3,070	0.00	3,361	0.00	291
FC_4042	FE_C0061	D8832-759 - A G Houston Fac Mentor Prg End	0.00	0	0.00	975	0.00	975
FC_4042	FE_C0068	D0946-759 - ENRON TEACHING AWARDS	0.00	5,000	0.00	15,241	0.00	10,241
FC_4052	FE_C0004	H0805-759 - CULLEN LEADERSHIP ENDW SCHOL	0.00	15,000	0.00	27,000	0.00	12,000
Subtotal for Ledger 4			2.20	1,420,144	5.78	1,872,955	3.58	452,811
Fund	FE_C0070	GRPCC_UHCL_5_EM - UHCL FUND 5 ENROLLMENT MGMT	0.00	0	0.00	20,853,534	0.00	20,853,534
Fund	FE_C0001	GRPCC_UHCL_5_CAR - UHCL FUND 5 STUDENT SERVICES	0.00	0	0.00	323,173	0.00	323,173
Fund	FE_C0046	GRPCC_UHCL_5_EDU - UHCL FUND 5 EDU	0.00	0	0.00	2,071,149	0.00	2,071,149
Fund	FE_C0023	GRPCC_UHCL_5_HSH - UHCL FUND 5 HSH	0.00	0	0.00	1,255,168	0.00	1,255,168
Fund	FE_C0043	GRPCC_UHCL_5_SCE - UHCL FUND 5 SCE	0.00	0	0.00	1,263,012	0.00	1,263,012
Fund	FE_C0012	GRPCC_UHCL_5_EIH - UHCL FUND 5 EIH	0.00	0	0.00	265,624	0.00	265,624
Fund	FE_C0061	GRPCC_UHCL_5_PROV - UHCL FUND 5 SR VP AND PROVOST	0.00	0	0.00	804,820	0.00	804,820
Subtotal for Ledger 5			0.00	0	0.00	26,836,480	0.00	26,836,480
Total for								
All	UH CLEAR LAKE		1,185.61	132,691,023	1,290.36	165,992,503	104.75	33,301,480